

**REPORT ON THE STATE OF THE CITY OF GLIWICE  
FOR THE PERIOD  
FROM 2006 TO JUNE 30, 2010**



ISBN 978-83-925433-3-6

Prepared by:

Gliwice Municipal Office

City Development Bureau

ul. Zwycięstwa 21, 44-100 Gliwice

Tel. 32 239-11-00, Fax 32 335-40-14

e-mail: [brm@um.gliwice.pl](mailto:brm@um.gliwice.pl)

[www.gliwice.eu](http://www.gliwice.eu)

Cover design, design and print:

INWEST P.U.P.H.

Tel. 32 230-68-84

e-mail: [trofea@tryumf.pl](mailto:trofea@tryumf.pl)

[www.tryumf.pl](http://www.tryumf.pl)

*Ladies and Gentlemen,*

*I hand over to you "The report on the state of the City of Gliwice for the period from 2006 to 30<sup>th</sup> June 2010". It presents an analysis of the situation in the city in the period of the 5<sup>th</sup> term of local government. The passing term was a period of a great number of challenges, but also a great number of successes. Gliwice is changing rapidly and dynamically. We manage to overcome problems and take advantage of opportunities. Yet another report in the history of our local government of Gliwice City is an attempt at systematic description of those changes. The end of yet another term of the local government is a good occasion to stop and take a look at how much we have achieved in recent years. I thus encourage you to spare a moment of your time to read this interesting report. I would also like to thank everybody, who contributed to producing this report for their huge efforts.*

*The Mayor of the City of Gliwice*

*Zygmunt Friedman*



**Table of contents**

<b>1.</b>	<b>REMARKS REGARDING METHODOLOGY .....</b>	<b>10</b>
<b>2.</b>	<b>CALENDAR OF EVENTS .....</b>	<b>12</b>
<b>3.</b>	<b>LOCAL GOVERNMENT.....</b>	<b>26</b>
3.1.	Local government election .....	26
3.2.	City Mayor .....	27
3.3.	Municipal Council .....	28
3.4.	Housing Estate Councils .....	29
3.5.	Youth Council of the City of Gliwice.....	31
<b>4.</b>	<b>RESIDENTS.....</b>	<b>32</b>
4.1.	Demographic structure .....	32
4.2.	Indexes of economic situation of residents.....	38
4.3.	Unemployment .....	39
4.4.	Activity of the District Labour Office .....	42
4.5.	Emotional bond of the residents with the City of Gliwice .....	44
4.6.	Social activity of residents and principles for cooperation between local government and non-governmental organizations.....	45
<b>5.</b>	<b>CITY BUDGET .....</b>	<b>48</b>
5.1.	List of City incomes and expenditures from 2006 to June 30, 2010.....	48
5.2.	Income characteristics.....	50
5.3.	Characteristics of expenditures in particular budget departments .....	54
5.4.	Managing the City's financial liquidity .....	54
5.5.	Projects subsidized with EU funds.....	56
<b>6.</b>	<b>INVESTMENTS .....</b>	<b>61</b>
6.1.	Amount of investment expenditures.....	61
6.2.	Structure of investment expenditures .....	62
6.3.	List of large undertakings (exceeding PLN 500,000) carried out from 2006 to June 30, 2010 .....	63
6.4.	Tools for strategic planning of investments in the city.....	78
<b>7.</b>	<b>MODERNIZATION OF TRANSPORT SYSTEM, PUBLIC TRANSPORT AND TRAFFIC</b>	<b>79</b>

7.1.	Modernization of transport system .....	79
7.2.	Public transport .....	82
7.3.	Traffic .....	84
<b>8.</b>	<b>REAL ESTATE MANAGEMENT .....</b>	<b>86</b>
8.1.	Communalized real estate and estate and estate taken over by the City .....	90
8.2.	District geodetic and cartographic resources .....	92
<b>9.</b>	<b>HOUSING ESTATE MANAGEMENT .....</b>	<b>94</b>
9.1.	Structure of housing resources in Gliwice .....	94
9.2.	Council housing resources .....	97
<b>10.</b>	<b>ARCHITECTURE AND ZONING PLAN .....</b>	<b>101</b>
10.1.	Structure of decisions, opinions and other tasks from the scope of architecture and urban planning .....	101
10.2.	Zoning plan .....	103
10.3.	Newly given and changed names of streets in the City .....	109
<b>11.</b>	<b>ENVIRONMENTAL PROTECTION .....</b>	<b>111</b>
11.1.	Air protection .....	111
11.2.	Water supply .....	113
11.3.	Waste water management and sewage system .....	115
11.4.	Waste management .....	118
11.5.	Protection of green areas .....	119
<b>12.</b>	<b>EDUCATION .....</b>	<b>123</b>
12.1.	Schools and educational institutions .....	123
12.2.	Financing of education .....	126
12.3.	Teaching staff .....	126
12.4.	Integrated, special and individual teaching .....	127
12.5.	Early supportive therapy for children development .....	128
12.6.	School infrastructure .....	130
12.7.	Secondary education exam .....	132
<b>13.</b>	<b>HEALTHCARE AND SOCIAL CARE .....</b>	<b>136</b>

13.1.	Availability of medical services.....	136
13.2.	Prevention and health promotion .....	137
13.3.	City budget expenditures on healthcare .....	139
13.4.	Activities in favour of the disabled .....	139
13.5.	Municipal Nurseries .....	141
13.6.	Activities of municipal organizational units in the scope of welfare in 2006-June 30, 2010 .....	141
13.7.	Concept of organization of local system of care over family and child and extension of necessary social infrastructure .....	143
13.8.	Welfare and financial benefits granted by Social Welfare Facility.....	146
13.9.	Persons covered with 24/7 care in municipal care units (excluding Orphanages) .....	147
13.10.	Persons covered with day care in municipal care units.....	147
13.11.	Counteracting addictions .....	148
<b>14.</b>	<b>CULTURE .....</b>	<b>150</b>
14.1.	Organization of cultural events.....	151
14.2.	Activity of municipal cultural institutions.....	155
<b>15.</b>	<b>SPORT AND RECREATION .....</b>	<b>164</b>
15.1.	Financing sport and recreation activities.....	164
15.2.	Characteristics of sports and recreational facilities.....	164
<b>16.</b>	<b>PUBLIC SECURITY AND ORDER .....</b>	<b>180</b>
16.1.	Criminality .....	180
16.2.	Video surveillance system in Gliwice .....	182
16.3.	Gliwice Rescue Centre (CRG) .....	186
16.4.	Activities of the Municipal Police in the field of public order maintenance .....	189
16.5.	Fire hazards .....	192
<b>17.</b>	<b>ECONOMY .....</b>	<b>194</b>
17.1.	Structure of enterprises.....	194
17.2.	The breakdown of companies by legal and organizational form.....	195

17.3.	The breakdown of companies by type of activity.....	196
17.4.	Small, medium and large-sized enterprises.....	197
17.5.	Development of the special economic zone .....	198
17.6.	Business incubators.....	199
17.7.	Technopark Gliwice .....	200
17.8.	Silesian Metropolitan Network (Śląska Sieć Metropolitalna) .....	201
17.9.	Commercial law companies of which the Municipality is a shareholder...202	
<b>18.</b>	<b>PUBLIC RELATIONS, PROMOTION OF THE CITY, AND COOPERATION WITH FOREIGN COUNTRIES.....</b>	<b>204</b>
18.1.	Public relations.....	204
18.2.	Promotion of the city .....	209
18.3.	Cooperation with foreign countries .....	212
<b>19.</b>	<b>LOCAL GOVERNMENT ADMINISTRATION.....</b>	<b>215</b>
19.1.	The organizational structure and employment of the Municipal Office.....	215
19.2.	Statistics regarding cases handled by the Customer Service Office.....	219
19.3.	Quality of administrative services .....	222
19.4.	Computerization of the Municipal Office .....	224
19.5.	Municipal organization units as well as district services, inspections and brigades.....	226
<b>20.</b>	<b>SUMMARY .....</b>	<b>230</b>
20.1.	LIST OF CHARTS.....	232
20.2.	LIST OF TABLES.....	234
20.3.	LIST OF FIGURES .....	238



## 1. Remarks regarding methodology

“Report on the state of the City of Gliwice for the period from 2006 to 30<sup>th</sup> June 2010” contains data referring to particular fields of city life, as well as the activity of the local government of the fifth term. The document comprises a source of information on the internal situation of the city. It also places Gliwice with reference to the province and the country.

The situation of the city has been described in particular chapters of the Report, such as: residents, budget, transport, environmental protection, education, economy, culture, sports, leisure etc.

The Report has been drawn up on the basis of data provided to the team drafting the document by various departments of the Municipal Office, as well as by urban organizational units. The team also made use of reports prepared by the Chief Statistical Office, District Labour Office in Gliwice and Regional Court in Gliwice. An important source of information were also opinion polls on living conditions in Gliwice carried out every two years. Statistical data gathered in the Report is valid as on June 30<sup>th</sup>, 2010, whilst the calendar of events was additionally supplemented with information on events, which took place by September 30<sup>th</sup>, 2010.

On the basis of data provided, an attempt at diagnosis of the situation in the City was made as well as at indicating the causes and effects of changes taking place – both social and economic.

The document was prepared by the team of City Development Bureau consisting of the following persons: Violetta Koza – chief specialist, Joanna Jasińska – inspector, Marcin Czyż – inspector, Marzena Ząbek – junior inspector. The work was supervised by Katarzyna Kobierska, head of City Development Bureau.



## 2. CALENDAR OF EVENTS

### 2006

#### JANUARY

- January 2** Municipal Team for Disability Assessment was set up.
- January 10** Branch of Social Care Unit in the Quarter of Sośnica was inaugurated
- January 12** The statue of Gliwice Lion was awarded for the second time. The mayor of Gliwice handed it over to Ms Elwira Dziewa, BOD Chairman of Autorobot Strefa Company.
- January 19** Foundation stone was laid down for the construction of Carrefour Shopping Mall at Aleja Jana Nowaka Jeziorańskiego 1.

#### APRIL

The Port of Gliwice and Gliwice Canal celebrated their 200<sup>th</sup> anniversary. Thanks to those two investments, Gliwice was able to undergo economic development and became an important transport centre in the region.

Logistic company Muller die Lila Logistik Polska Sp. z o.o. won the tender and became an owner of post-mine areas in KSSE (Katowice Special Economic Zone) (so called "Łabędy field") at ul. Zygmuntowska, where it is planning to build modern halls for warehouse and assembly purposes – as well as to connect the rail siding with the rail network of PKP (Polish State Railways).

#### MAY

Inauguration in the Gliwice part of Katowice Special Economic Zone of a factory owned by Kirchhoff Automotiv, producing car subassemblies.

The local government of Gliwice handed over 7 new police cars to the Municipal Police Station.

#### JUNE

Foundation stone was laid down for the construction of Science and Technology Park in Gliwice, partially financed with EU funds.

#### June 20

Office of Honorary Consulate of the Federal German Republic was inaugurated in Gliwice; the consul is Zbigniew Jezierski.

„Modernization of waste water in the region of ul. Tarnogórska” was completed. The investment was co-financed with EU funds. In the region of a few streets, sanitary pipelines were laid down which are 2,251 m long, as well as rainwater pipelines which are 155 m long.

## **JULY**

Carrefour Polska and Przedsiębiorstwo Remontów Ulic i Mostów sp. z o.o. (as of 1.07.08 PRUiM SA) commissioned the junction along Aleja Jana Nowaka-Jeziorańskiego in Gliwice (DK-88) near the Central Cemetery; the exit leads to ul. Okulickiego.

ZBM – I TBS commissioned 25 residential flats as well as 6 utility facilities at ul. J. Wieczorka 31. The investment triggered of building of so-called “fillings”, i.e. single residential houses, completing the gaps in existing lines of houses along streets.

**July 21**

Modern lighting of the football pitch of GKS “Piast” was presented.

## **AUGUST**

ZBM – I TBS commissioned 46 residential flats of the area from 33 m<sup>2</sup> to 67m<sup>2</sup> as well as two utility facilities in Bajkowe residential settlement, at ul. Andersena 18-22.

## **SEPTEMBER**

Modernized part of ul. Kopalniana, from ul. Pszczyńska to ul. Bojkowska, next to Educational and Business Centre “Nowe Gliwice” was commissioned.

**September 19-22**

Agencja Rozwoju Lokalnego sp. z o.o. organized the first Gliwice economic mission to Doncaster in Great Britain. Its objective was to establish direct cooperation with entrepreneurs from partner city.

**September 27**

New shopping mall “Arena” was commissioned at Aleja Jana Nowaka-Jeziorańskiego, consisting of “Carrefour” supermarket, “Leroy Merlin”, as well as a shopping alley.

## **OCTOBER**

A stone commemorating the visit of Pope John Paul II in Gliwice was revealed at Gliwice Airport.

**October 19**

A distinction was awarded to the City and mayor Zygmunt Frankiewicz in the competition entitled “Medal deserving company” in the category of “Investor into sports and leisure facilities”. The Polish Club of Sports Infrastructure demonstrated its appreciation for the engagement of the local government in establishing sports, leisure and tourist facilities,

## **NOVEMBER**

Professional cycling track was commissioned in Gliwice park of „Switzerland”

Gliwice was honoured with the title of „Clean Production Leader” for 2005 in the category of „self government”. The ecological cup was awarded in recognition for “overall engagement and work in favour of Clean Production and promoting principles of sustainable development”.

**November 12**

Local government election took place. In the first round, with the support of 55.97% (of all valid votes) Zygmunt Frankiewicz became the mayor of the city once more. In the election to the Municipal Council the first position was taken by Civic Platform; attendance amounted to 34.69%.

New road was commissioned, which was build in the place of former railway track of KWK "Gliwice" between ul. Pszczyńska (via ul. Okrężna) and Bojkowska. It facilitates the transport from the Southern part of Gliwice's Katowice Special Economic Zone and to the Centre for Education and Business "Nowe Gliwice.

**November 27**

Inauguration session of the newly elected Municipal Council.

**November 28**

At "Dom Plastyków" in Gliwice's Main Market Square an office of the Honorary Consulate of the Republic of Slovenia is inaugurated; the consul is Marian Czerny.

## 2007

### JANUARY

A modernized sports hall in Primary School no. 14 in Sośnica was commissioned.

At the seat of Przedsiębiorstwo Wodociągów i Kanalizacji sp. z o.o. a contract was signed for completion of investment task under the name of "Modernization of waste water management in Zernike – part III".

General Directorate for Roads and Motorways signed in Katowice yet another contract for the construction of "Jedynka" financed with EU funds. The contract referred to the first part of A1 motorway in the area of our province ("Gliwice-Sośnica" – "Bełk-Czerwionka Leszczyny").

The statue of Gliwice Lion was awarded to Mr. Marian Adamek, BOD Chairman of Profarb company from Gliwice.

### FEBRUARY

The social building for students attending Primary School no. 39 was commissioned.

### MARCH

**March 27-28**

Engineering Job Fair at Silesian University of Technology was held in the sports hall of the Silesian University of Technology in ul. Kaszubska.

**March 28**

A contract was signed for completion of investment task "Modernization of waste water management in the area of Old Town.

Gliwice Music Theatre was for a second time in a row honoured with a "Golden Mask" in the category of "Play of the year". It is the most important theatre award in Silesia. "Carmen" by Georges Bizet, directed by Paweł Szkotak under the musical lead of Tomasz Biernacki was deemed the best play of 2006 in the province.

Students of VII Secondary School went to Strasbourg. The invitation resulted from winning the Poland-wide competition entitled "Travel around Europe".

### APRIL

**April 22**

Election for City Quarter Councils

The City commissioned 27 new flats in the residential building at ul. Jasna 5. The residents are persons entitled to receiving flats from the residential resources of the City, as well as persons who had to move out of flats which were at risk of tumbling down.

## **MAY**

**May 10-13**

XVIII International Festival: „Organ Music Days”

**May 19**

The Night of Museums; over 5 thousand persons visited branches of Gliwice Museum, which were open until midnight.

**May 30**

Awards of “Forbes” monthly were distributed among cities friendly to entrepreneurs. Gliwice became a runner-up in the group of cities of medium size (100-300 thousand inhabitants).

## **JUNE**

An agreement was signed with consortium of companies: Perbo Projekt Sp. z o.o. from Kraków and Modern Construction Systems Sp. z o.o. from Poznań for design documentation of concert and sports hall “Podium”.

**June 5**

Conference summing up the Project entitled “Network of Efficient Commercialization of Technology (SEKT) – pilot project in Gliwice”. The project, of which the leader was the City of Gliwice, was co-financed with EU funds.

**June 8**

Registration of Upper Silesian Metropolitan Association at the Ministry of Interior and Administration. Thus, the declaration was sealed of cooperation between 14 district-based Silesian cities, including Gliwice.

**June 28**

Shopping Mall “Forum”, in which over 130 shops are located, as well as a supermarket, modern cinema complex with 13 rooms, underground car park for almost 1,000 cars and 7 restaurants are located was inaugurated at ul. Lipowa 1.

**June 29 – July 1**

XX Poland-wide Festival of Religious Song Cantate Deo in Sośnica.

## **SEPTEMBER**

**September 15-16**

Fifth edition of Days of Cultural Heritage organized under the motto of “Gliwice Schools – common heritage in Europe. Architecture, characters, traditions”.

At Gliwice river port, in the territory of Śląskie Centrum Logistyki SA, a new container terminal was commissioned, enabling efficient combination of rail and road transport,

Przedsiębiorstwo Energetyki Ciepłej sp. z o.o. in Gliwice received yet another distinction – prestigious award of THERMAL LAUREL in the category of “leading thermal company”. The company was appreciated for effective sale of heat.

## **OCTOBER**

**October 18**

The Minister of Transport signed an agreement with European Investment Bank on co-financing the construction of Zabrze-Gliwice part of Drogowa Trasa Średnicowa (ring road). It was agreed that the EIB will grant a loan in the amount

of EUR 160 m for this investment. The remaining amount will come from EU funds in the framework of Regional Operational Programme (EUR 75 m), as well as from general subsidy from the state budget (EUR 72 m).

**October 30**

After 15 months part of Road no. 88 in Gliwice was commissioned from the Central Cemetery to city borders.

**NOVEMBER**

**November 22**

Marek Pszonak was elected new Chair of the Municipal Council of Gliwice. He substituted Jan Kaźmierczak, who became an MP.

## 2008

**JANUARY**

The unemployment rate in your city went down and at the end of 2007 it amounted to 6.4%.

**January 11**

The mayor for the fourth time handed over the statue of Gliwice Lion, awarded to an effective leader of a Gliwice-based company or institution. This time the laureate was Andrzej Meder, Ph.D., Eng., Director of Mining Mechanization Centre KOMAG.

**FEBRUARY**

**February 8**

The City and Silesian University of Technology signed an agreement on mutual cooperation and reinforcing contacts so as to carry out investments and undertakings beneficial to both parties.

**February 26**

As a result of agreement with the Jewish Religion Gmina, the monumental facility of Pre-Funeral Home in ul. Poniatowskiego (so-called "Little Synagogue") became property of the City.

Restructuring process of municipal hospitals was completed. The last facility – Hospital no. 1 – was made into a company, of which the co-owner is the local government.

At Youth Leisure Centre at ul. Rybnicka 29 Educational Recording Studio was commissioned, which may be used by Gliwice educational entities free of charge.

**MARCH**

**March 1-2**

"Emma" hurricane went over the city. It tore off roofs, damaged spires and chimneys, broke electricity line and railway tracks, knocked down trees. It was assisted by sudden snowfall, rainfall and hail.

**March 31**

During 40<sup>th</sup> gala of artist awards "Golden Mask for 2007", a soloist of Gliwice Music Theatre Wioletta Białk received a Golden Mask – the most important theatre award in our region (vocalist-actor category)

### **March 31**

A new junction (so-called rzeczycki) was commissioned on road no. 88. It was constructed near entry to A4 motorway. Its construction, based on concept prepared by the local government, was financed by a British developer company SEGRO, which set up nearby a logistic and industrial complex Tulipan Park Gliwice. The new facility enables road transport between companies operating within the Park and facilitates the journey to Kleszczów, Rzeczyce and Brzezinka in Gliwice.

### **APRIL**

The City concluded an agreement with Auchan Polska, based on which it was established that in order to allow transport nearby the future shopping mall, it will be necessary to rebuild the junction at ul. Rybnicka. This is yet another investor, who while building its facilities in Gliwice, contributes to modernization of the municipal road system.

### **April 16**

Andrzej Karbownik, prof. dr hab. Eng, the Dean of Organization and Management Department was elected 16<sup>th</sup> Chancellor of the Silesian University of Technology.

### **MAY**

#### **May 17**

The Night of Museums in Gliwice. The following facilities were visited: the Caro Villa, the Piast Castle and Artistic Casting Department.

A new, 6-storey block of flats was commissioned at ul. Mikołowska 25. The so-called "transatlantic" was constructed within the framework of TBS by ZBM I TBS sp. z o.o. It contains 46 flats and 7 utility facilities.

Football players of Gliwice Sports Club "Piast" entered the Extra League (for the first time in a 60-year history of the club).

### **JUNE**

#### **June 11**

Part of ul. gen. Wł. Andersa was commissioned from the roundabout (junction of ul. Andersa, Kozielska and Łabędzka) to the junction with ul. L. Okulickiego.

#### **June 14-15**

Music event "Musical Old Town" was held on four stages.

#### **June 28**

The Bishop of Gliwice Jan Wieczorek celebrated 50<sup>th</sup> anniversary of his ordinations.

#### **June 30**

Grand opening of Science and Technology Park "Technopark Gliwice" in direct neighbourhood of Educational and Conference Centre of Silesian University of Technology.

### **JULY**

The first part of the western ring road of the city was completed, by means of which one can get from the junction on Road no. 88 (next to ARENA shopping mall), via ul. gen. L. Okulickiego to ul. J. Sowińskiego.

Przedsiębiorstwo Remontów Ulic i Mostów w Gliwicach changed its legal form from limited liability to listed company.

#### **July 7**

Another "home of hope" was commissioned, the construction of which was initiated by Habitat Humanity Gliwice association. 12 families moved into the building at ul. Oriona 22.

**July 11**

The first open air concert entitled "Romantically – Chopin" in the proximity of renovated monument of Frederic Chopin in Chopin Park.

Construction of a new junction "Gliwice-Sośnica" was started. It will join motorways A1 and A4 as well as ul. Pszczyńska (Road no. 44). An architectural design of 3 levels and 6 entries was foreseen. The contractor is a Greek company J&P Avax.

**AUGUST**

**August 15**

A Gliwice citizen - Adam Wiercioch – fencer of "Piast" Gliwice Sports Club became a silver medallist of team fencing tournament during the Olympic Games in Tokyo.

Gliwice took third position in an innovation ranking prepared by the editorial board of "Rzeczpospolita" daily.

**SEPTEMBER**

**September 2**

New road connection of ul. Rybnicka with ul. Bojkowska was commissioned. The investment consisted of two stages – construction of new road, 623 m in length, from ul. Lotników to ul. Bojkowska and thorough overhaul of 740 m of ul. Toruńska (between ul. Rybnicka and Lotników). The new route, which is 1,363 m long, enables convenient approach to ul. Rybnicka on the one side and to the educational and business centre NOWE GLIWICE and A4 motorway (via ul. Okrężna and Pszczyńska).

**OCTOBER**

**October 1**

Grand opening of Education and Business Centre "Nowe Gliwice" in ul. Bojkowska, which was built on land which used to belong to the former coal mine. The investment was co-financed with EU funds. "Nowe Gliwice" is an excellent example of revitalization of industrial heritage of Upper Silesia; the seat of Gliwice High School of Entrepreneurship is located in the building of former engine room, entrepreneurship incubator is located in the engine room, whilst Foreign Language Teachers' College operates in a building which was erected on the foundations of what used to be an office building.

Dessau Square was inaugurated, located at the intersection of ul. Jana Pawła II and Nowy Świat. The statue of "A boy with a Swan" located in the water fountain is a replica of a famous statue by Theodor Kalide, produced in Gliwickie Zakłady Urządzeń Technicznych.

**October 24**

Gliwice was honoured with a title of a Reliable Environmental Partner of Provincial Fund for Environmental Protection and Water Management. This was in recognition of environmental activities of Gliwice local government and various entities operating in the city.

**y**

**October 26**

In the city quarters of Trynek, Śródmieście and Wójtowa Wieś election was held for Housing Estate Councils, during which 15 councillors were elected.

**NOVEMBER**

Construction of the western part of DTŚ (Ring Road) started, which is going to cover Gliwice and Zabrze. This investment is deemed to be one of the most important investments in the Silesian Province. An agreement was signed for construction of two of four Zabrze parts, which are to be completed by 2011, whilst entire DTŚ connecting Gliwice with Katowice – by 2014.

**November 9-29**

International Gliwice Guitar Festival took place for 10th time.

Gliwice took the 7th position among district-based cities in the Investment Ranking 2008 published in "Commonwealth" weekly.

**November 21**

New road was commissioned at the intersection of Kosów and Pliszki streets do the crossroads of Nowy Świat, Dolnej Wsi and Zygmunta Starego. The new route, which is 600 m long, connected Sikornik with Wójtowa Wieś, Ostropa and the western part of the city centre.

**November 28**

Fume desulphurisation installation was commissioned at Przedsiębiorstwo Energetyki Ciepłej Gliwice sp. z o.o.

**DECEMBER**

Football pitch was commissioned in ul. Jasna within the framework of nationwide investment programme ORLIK 2012.

## **2009**

**JANUARY**

Grzegorz Krawczyk was appointed Director of the Museum in Gliwice.

Municipal Police Station in Gliwice received 8 police cars purchased with funds of local government and Provincial Police Station in Katowice.

City Mayor for the fifth time handed over the statue of Gliwice Lion awarded to an efficient leader of a Gliwice-based company or institution. This time it went to Iwona Guzicka and Elżbieta Więclaw, founders of Private Educational Centre "Filomata".

**FEBRUARY**

ZBM II TBS sp. z o.o. commissioned 82 flats in ul. Graniczna.

**February 20**

Municipal gallery MTK was inaugurated in premises of former "Empik" reading facility.

**MARCH**

Construction of yet another part of A1 motorway was started (from Gliwice-Sośnica junction to Gliwice-Maciejów junction). The consortium of Polimex - Mostostal, Doprastav, Eurovia Polska i Przedsiębiorstwo Robót Drogowych i Mostowych Kędzierzyn-Koźle was appointed as contractor.

**APRIL**

A plaque commemorating Wojciech Korfanty was revealed at the crossroads of ul. J. Wieczorka and W. Korfantego.

**MAY**

**May 8-9** For the 10<sup>th</sup> time the Day of Europe was celebrated. The event took place in the premises of Centre for Education and Business "Nowe Gliwice".

**May 16** Night of Museum in Gliwice – the following facilities were visited: the Caro Villa, the Piast Castle and Artistic Casting Department.

## **JUNE**

**June 4** The first session of the Municipal Council of the City of Gliwice took place in the Municipal Office after renovation. From now on sessions may be watched on the Internet.

Professor Krzysztof Nitsch – world class sculptor became honorary citizen of Gliwice.

**June 7** Election to the European Parliament took place.

**June 26-28** XXII Poland-wide Festival of Religious Song Cantate Deo in Sośnica.

## **JULY**

ZBM I TBS sp. z o.o. commissioned 128 flats in ul. Andersena.

General Directorate of Roads and Motorways changed names of motorway junctions. It was a result of a campaign which lasted many months and was initiated by the mayor of Gliwice. In each of five names of junctions located in our city the word "Gliwice" appeared. On A1 motorway they are: junction Gliwice-Maciejów and Gliwice-Sośnica; on A4 motorway: Gliwice-Kleszczów, Gliwice-Ostropa, Gliwice-Bojków.

**July 14** Professor Jerzy Buzek was appointed new Chair of the European Parliament.

## **AUGUST**

**August 30** Seventh edition of Days of Cultural Heritage was inaugurated. This time they were held under the motto: Victims of war and terror in Gliwice in 20<sup>th</sup> century.

Gliwice Radio Station received new lighting and its surroundings have been thoroughly rebuilt.

On the occasion of 70<sup>th</sup> anniversary of outbreak of World War II homage was paid to those killed during the provocation.

## **SEPTEMBER**

**September 1** Trams no. 1 and 4 were replaced by low-floor buses.

**September 18** A premiere of "High School Musical" took place at Gliwice Music Theatre.

## **OCTOBER**

A new cultural facility was inaugurate – "Bajka Stage – Amok Cinema". Two modern rooms were commissioned – for 340 and 40 persons.

## **NOVEMBER**

### **November 8**

Local referendum was held on recalling the mayor of the City of Gliwice and the Municipal Council. Due to poor attendance, which amounted to 11.74%, the referendum was invalid.

Modernization of Doncaster Square was completed, located in the proximity of the Municipal Office

### **November 8-29**

XXI International Gliwice Guitar Festival

The renovated sculpture of the „Vigilant Lion” came back to the area in front of the Caro Villa.

## **DECEMBER**

### **December 23**

In Gliwice plant of General Motors Manufacturing Poland a serial production of new model of Opel Astra IV started.

15-kilometer part of A1 motorway was commissioned - “Gliwice-Sośnica – Bełk” and partly the junction of Gliwice-Sośnica joining A1, A4 and Road 44.

## 2010

### JANUARY

Gliwice for the second time received high notes in a rating. They confirm the good economic and financial condition of the city and its solvency and financial credibility.

The mayor handed over the statue of "Gliwice Lion" awarded to an effective leader of a Gliwice-based company or institution. It went to Wojciech Wajda – BOD Chairman of WASKO SA.

#### January 21

Brand new Olimpijczyk Swimming Pool was commissioned located in Kąpielisko Leśne Bathing Ground. The dimensions are of Olympic standards: 25x50 m and the depth of 2 m.

### FEBRUARY

Centre of Cultural and Tourist Information started operating in the building of Bajka Stage – Amok Cinema.

#### February 3

Supervisory Board of GKS "Piaś" SA sports club took decision on recalling Jacek Kryżanowski from his position as BOD Chairman. Józef Drabicki, so far company director was appointed the new chairman.

### MARCH

Activity of Gliwice Municipal Wideband Network was inaugurated. Limited liability company "Silesian Metropolitan Network" was appointed to manage the network.

#### March 29

High School Musical GTM was awarded the artistic award "Golden Mask" of the Marshal of Silesian Province for 2009 in the category of "Play for young viewers".

### APRIL

#### April 9

Foundation stone was laid down for the construction of new swimming pool in ul. Dzionkarzy in Gliwice-Sośnica.

Gliwice lofts located in 19<sup>th</sup> century granary in ul. Zawiszy Czarnego received the regional award of Superjednostka for the best architectural realization in 2009 in the Province of Silesia.

#### April 12

Przedsiębiorstwo Wodociągów i Kanalizacji sp. z o.o. in Gliwice received an award within the framework of "Environmental investment leader" competition for completion of task entitled "Modernization of waste water management in Gliwice".

### MAY

#### May 2-9

XXI International Festival: "Organ Music Days".

Przedsiębiorstwo Komunikacji Miejskiej sp. z o.o. signed an agreement for delivery of 20 new low-floor buses.

I Secondary School located at ul. Zimnej Wody 8 is the first state school in the Silesian Province to implement International Baccalaureate. As of September 30 students are going to prepare for it.

**May 28** Third edition of Gliwice ARTNOC (ARTNIGHT), i.e. night at galleries and studios.

**May 31** At the seat of BAJKA Stage – AMOK Cinema” professor Jerzy Buzek is awarded honorary citizenship of the City of Gliwice.

## **JUNE**

**June 7** Second branch of Orphanage no. 3 is inaugurated in ul. Paderewskiego. 9 boys over 13 years of age are going to live there in a homely atmosphere.

Gliwice took the fifth position in Poland and was the best in Silesia in the ranking of cities which are most attractive to business, published in FORBES monthly.

**June 12** The first celebration of Technology Monuments Trail of the Province of Silesia, i.e. INDUSTRIADA.

**June 17** Certification Centre SEKAP starts operating at the Municipal Office in Gliwice. Free of charge certificate authorizing to use electronic signature can be obtained here.

## **JULY**

**July 5** Complex modernization of Market Square begins.

Irena Lipowicz from Gliwice is appointed an ombudsman.

Zespół Form Tanecznych Salake has won the first place and a gold medal in the step category in Porto Rotondo in “Dance World Cup 2010” for children and youth.

“Gliwice – Sośnica” motorway junction was inaugurated.

An agreement was signed on the mode of financing of undertaking entitled: “Modernization of water and sewage management in Gliwice – stage II”. The investment, of the total value of PLN 94.6 will be subsidized with EU funds from Cohesion Fund in the amount of PLN 35.4 m.

## **AUGUST**

Battrop Square and Mickiewicz Square are commissioned after renovation.

**August 27** Part of ul. Zabrska on the flyover is commissioned.

## **SEPTEMBER**

**September 16-18** Celebration of 5th anniversary of Gliwice High School of Entrepreneurship.

- September 24** Mayor Zygmunt Frankiewicz is honoured by the President of the Republic of Poland Bronisław Komorowski with Order of Poland Restored.
- September 25** ul. J. Wieczorka is commissioned after renovation.
- September 28** An agreement is signed with Polimex - Mostostal SA based in Warsaw for rearrangement and extension of stadium located in ul. S. Okrzei in Gliwice.
- Cyclotron for production of radioactive isotopes used in diagnosis and treatment of carcinoma is commissioned at Marie Skłodowska-Curie Oncology Centre, Gliwice branch.
- 5th anniversary of functioning in Gliwice of Special Unit of Military Gendarmerie.
- September 30** The City of Gliwice signs an agreement with the Management of the Province of Silesia for subsidies from the European Fund of Regional Development of a modern concert and sports hall "PODIUM".
- OCTOBER**
- October 12** Conference on the occasion of 20th anniversary of local government organized by Gliwice High School of Entrepreneurship jointly with local government authorities of Gliwice and Local Democracy Development Foundation.
- October 13** Handing over of award for the title of "The best public space of the Province of Silesia 2010" for the area cultivation design of surroundings of Gliwice Radio Station.



### 3. LOCAL GOVERNMENT

#### 3.1. Local government election

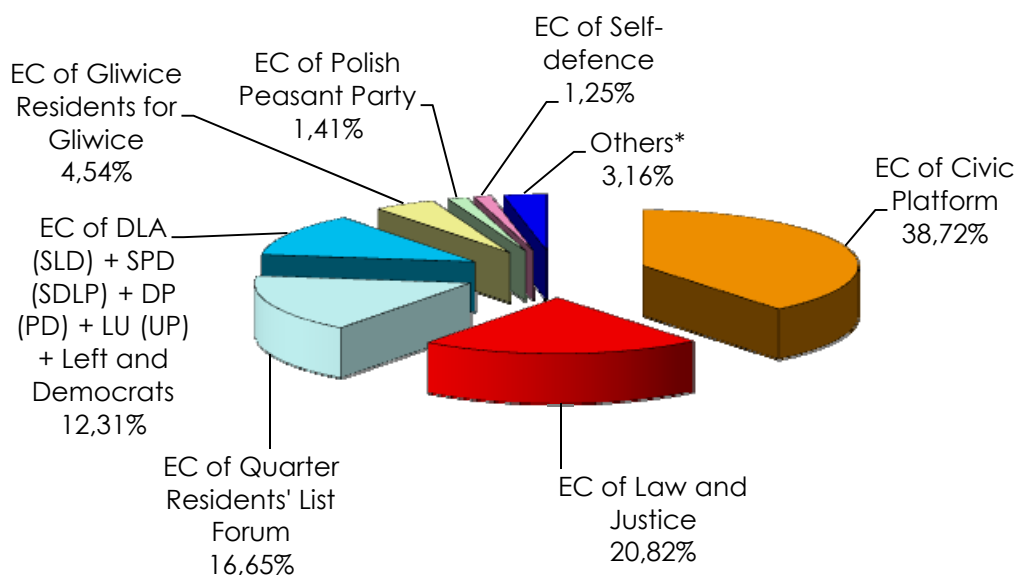
Election for local government of the 5th term took place on November 12<sup>th</sup>, 2006. The attendance amounted to 34.69% of eligible residents of Gliwice. 12 social and political groups participated in election for the Municipal Council. Participation in mandate distribution in the Municipal Council was conditioned by obtaining no less than 5% of all valid votes. This condition was fulfilled by 4 groups:

- List no. 5 – Election Committee of Civic Platform – 20,686 votes (38.72% valid votes);
- List no. 4 – Election Committee of Law and Justice – 11,121 votes (20.82% valid votes);
- List no. 23 – Election Committee of Quarter Residents' List Forum – 8,897 votes (16.65% valid votes);
- List no. 6 – Election Committee of Democratic Left Alliance + Social Polish Democracy + Democratic Party + Labour Union – Left and Democrats – 6,575 votes (12.31% valid votes)

Most votes were obtained by:

1. Zygmunt Frankiewicz (Civic Platform) – 2,810;
2. Marek Kopała (Law and Justice) – 1,470;
3. Jan Kaźmierczak (Civic Platform) – 1,371;
4. Jarosław Wieczorek (Law and Justice) – 1,363;
5. Tadeusz Olejnik (Civic Platform) – 1,214;
6. Dominik Dragon (Civic Platform) – 1,154;
7. Zdzisław Goliszewski (Law and Justice) – 1,097;
8. Marek Pszonak (Civic Platform) – 1,090;
9. Andrzej Karasiński (Civic Platform) – 905;
10. Janusz Łapiński (Democratic Left Alliance) – 901.

**Chart 1. Valid votes [ %] obtained by particular election committees in local government election of 2006**



\*Others: KWW Solidarni Gliwice, EC of Polish Labour Party, EC of National Forum of the Unemployed – Social Association. EC of Chance for Silesia

Source: Minutes from election to the Municipal Council of the City of Gliwice

### 3.2. City Mayor

Election of the City Mayor was held simultaneously with election to the Municipal Council. There were 5 candidates running for the mayor. The majority of votes and as a result a huge advantage over other candidates went to: Zygmunt Frankiewicz – 30,147 votes (comprising 55.97% of all valid votes) and Aleksander Chłopek – 14,410 votes (comprising 26.75% of all valid votes). The result obtained by Zygmunt Frankiewicz allowed him to win in the first round of election. Zygmunt Frankiewicz has been in the office since September 2<sup>nd</sup> 1993.

Since Gliwice is a city with population below 200 thousand residents, in accordance with act on municipal local government (Dz.U.2001.142.1591 with changes), the mayor appointed three deputy mayors, to whom he entrusted everyday management and coordination of the following tasks:

- Piotr Wieczorek (**VP1**) – supervision over tasks in the area of architecture, municipal investments, municipal management, governance and civil defence;
- Adam Neumann (**VP2**) – supervision over tasks in the area of spatial planning, obtaining EU funds, real estate management, environmental protection, municipal system of spatial information and geodesy;
- Renata Caban (**VP3**) – supervision over tasks in the area of culture, education, healthcare and social issues;

The function of the City Treasurer has been performed by Ryszard Reszke since May 16<sup>th</sup> 2003; the function of the City Secretary – by Andrzej Karasiński since December 18<sup>th</sup> 2006. The Director of the

Municipal Office from May 16<sup>th</sup>, 2003 to December 31<sup>st</sup>, 2007 was Piotr Popiel. Since January 2<sup>nd</sup>, 2008 the position has been held by Katarzyna Topolska-Ciuruś.

### **3.3. Municipal Council**

As a result of the fact that Zygmunt Frankiewicz was elected the City Mayor and that Andrzej Karasiński was appointed City Secretary, their mandates as councillors were taken up by next candidates from EC of Civic Platform, namely: Kajetan Gornig – in the place of Zygmunt Frankiewicz and Mieszko Adamkiewicz – in the place of Andrzej Karasiński.

The Municipal Council after local government election in October 2006 consisted of 4 councillor clubs: EC of the Civic Platform – 12 councillors, EC of Law and Justice – 6 councillors, Quarter Residents' List Forum – 5 councillors.

On November 27<sup>th</sup>, 2006 in the Councillor Room the first session of the Municipal Council of the 5<sup>th</sup> term was held, during which Jan Kaźmierczak was appointed the Chairman of the Municipal Council. Marek Kopala and Krystyna Sowa were appointed Deputy Chairpersons. On October 21<sup>st</sup>, 2007, during parliamentary election, Jan Kaźmierczak was elected MP of the 6<sup>th</sup> term, as a result of which the Municipal Council during the session on November 22<sup>nd</sup>, 2007, appointed a new Chairman – Marek Pszonak of Civic Platform. Consequent to mandate expiry of Jan Kaźmierczak, during its session of December 20<sup>th</sup>, 2007, the Municipal Council approved the mandate of Grażyna Walter-Łukowicz of Civic Platform.

Due to resignation of Marek Berezowski from his councillor mandate, on November 19<sup>th</sup>, 2009, the Municipal Council took a resolution on mandate expiry. In the place of the resigning councillor, in accordance with the Municipal Council's resolution of December 17<sup>th</sup>, 2009, Maja Nasiek of Lawa and Justice was appointed.

In May 2010 five councillors of the Civic Platform took decision on exiting their current club and establishing an alternative club of the Civic Platform in Gliwice under a twin name "The Club of Councillors of the Civic Platform RP (PO)", to which only the letters "RP" were added.

Table 1. Composition of the Municipal Council as of 30.06.2010

No.	SURNAME and first name	Number of votes obtained	No.	SURNAME and first name	Number of votes obtained
1.	ADAMKIEWICZ Mieszko (PO RP)	550	14.	ŁAPIŃSKI Janusz (SLD)	901
2.	BUDNY Magdalena (PO)	449	15.	NASIEK Maja (PiS)	300
3.	CURYŁO Leszek (FMG*)	494	16.	OLEJNIK Tadeusz (PO)	1214
4.	DRAGON Dominik (PO RP)	1154	17.	PAJAŁK Jan (PO)	352
5.	DYKACZ Lesław (PiS)	540	18.	POTOCKA Ewa (PO RP)	805
6.	GOLISZEWSKI Zdzisław (PiS)	1097	19.	PROCEL Krzysztof (PiS)	467
7.	GORNIG Kajetan (PO RP)	434	20.	PSZONAK Marek (PO) – Chairman of the Municipal Council (since 22.11.2007)	1090
8.	GRABOWIECKI Tadeusz (PO)	458	21.	SOWA Krystyna (FMG) - Deputy Chairman of the Municipal Council	828
9.	GRZYB Zbigniew (SLD)- Deputy Chairman of the Municipal Council (since 17.12.2009)	789	22.	WALTER-ŁUKOWICZ Grażyna (PO)	428
10.	JARCZEWSKI Andrzej (independent)	442	23.	WIECZOREK Jarosław (PiS)	1363
11.	JAŚNIOK Michał (FMG)	655	24.	WIĘCKOWSKA Urszula (PO RP)	574
12.	KOPAŁA Marek (PiS)	1470	25.	Wiśniewski Jan (FMG)	727
13.	KOS Piotr (FMG)	581			

\*Forum of Gliwice Residents functioned under the name of Quarter Residents' List Forum until 16.04.2007

Source: [www.um.gliwice.pl](http://www.um.gliwice.pl), Office of the Mayor and Municipal Council

\*\* PO – Civic Platform, PiS – Law and Justice, SLD – Left Democratic Alliance, FMG – Forum of Gliwice Residents

Permanent Commissions of the Municipal Council operating in the course of the 5<sup>th</sup> term:

1. Commission for Security and Legality (chair: Zdzisław Goliszewski),
2. Commission for Budget and Finance (chair: Dominik Dragon),
3. Commission for Family and Social Policy (chair: Michał Jaśniok),
4. Commission for Education, Culture and Sports (chair: Andrzej Jarczewski),
5. Commission for Municipal Management and Environmental Protection: (chair: Kajetan Gornig),
6. Commission for City Development and Investments (chair: Tadeusz Grabowiecki),
7. Review Commission (chair: Krzysztof Procel)
8. Health Commission (chair: Ewa Potocka)

### 3.4. Housing Estate Councils

As of 30<sup>th</sup> June there were 15 Housing Estate Councils active in Gliwice. A detailed list of those auxiliary units of the City, including the legal basis for their operation, can be found in a table below.

Table 2. Auxiliary units of the Municipality – Housing Estate Councils

No.	Housing Estate	Legal basis for operation
1.	Bojków	Resolution V/65/2003 of the Municipal Council in Gliwice of 27 February 2003
2.	Brzezinka	Resolution V/66/2003 of the Municipal Council in Gliwice of 27 February 2003
3.	Czechowice	Resolution XL/970/2002 of the Municipal Council in Gliwice of 19 September 2002
4.	Kopernika	Resolution V/67/2003 of the Municipal Council in Gliwice of 27 February 2003
5.	Ligota Zabrska	Resolution V/68/2003 of the Municipal Council in Gliwice of 27 February 2003
6.	Łabędy	Resolution V/70/2003 of the Municipal Council in Gliwice of 27 February 2003
7.	Obrońców Pokoju	Resolution V/72/2003 of the Municipal Council in Gliwice of 27 February 2003
8.	Ostropa	Resolution V/69/2003 of the Municipal Council in Gliwice of 27 February 2003
9.	Sikornik	Resolution V/74/2003 of the Municipal Council in Gliwice of 27 February 2003
10.	Sośnica	Resolution V/73/2003 of the Municipal Council in Gliwice of 27 February 2003
11.	Śródmieście	Resolution XIII/388/2007 of the Municipal Council in Gliwice of 20 December 2007
12.	Trynek	Resolution V/64/2003 of the Municipal Council in Gliwice of 27 February 2003
13.	Wilcze Gardło	Resolution V/71/2003 of the Municipal Council in Gliwice of 27 February 2003
14.	Wójtowa Wieś	Resolution XIII/390/2007 of the Municipal Council in Gliwice of 20 December 2007
15.	Żerniki	Resolution V/75/2003 of the Municipal Council in Gliwice of 27 February 2003

Source: [www.um.gliwice.pl](http://www.um.gliwice.pl)

In five housing estates of the City (Politechnika, Stare Gliwice, Szobiszowice, Wojska Polskiego, Zatorze), Housing Estate Councils were not appointed due to insufficient number of candidates reported appropriately.

### 3.4.1. Referendum

On November 8<sup>th</sup>, 2009, a local referendum was held in Gliwice on recalling the City Mayor and the Municipal Council<sup>1</sup>. 18,091 residents took part in it. The attendance amounted to 11.74%. 16,020 persons voted for recall of mayor Zygmunt Frankiewicz, Chile 1,886 persons were against. 15,550 residents voted for recall of the Municipal Council, while 2,223 were against.

In accordance with art. 55 of the Act on local referendum (Dz.U. 2000 no. 88 item 985 with changes) Referendum on recall of an organ of local government unit coming from direct election is valid provided that attendance is no less than 3/5 of the figure representing the number of people who elected the organ subject to recall. Thus, in Gliwice, this figure would have to be 32,820 persons for the mayor and 32,825 persons for the Municipal Council respectively. As a result of poor attendance, the referendum was not valid.

<sup>1</sup> Information on referendum results come from the website of State Election Committee - [www.pkw.gov.pl](http://www.pkw.gov.pl) and press releases - MSI no. 45/2009.

### **3.5. Youth Council of the City of Gliwice**

The Youth Council of the City of Gliwice<sup>2</sup> is an advisory body of the Municipal Council of Gliwice. Its task is to appropriately represent the youth of Gliwice and to take care of its rights by means of cooperation with local government and educational authorities, initiating, supporting and coordinating the local government activity of youth, ensuring the possibility of youth participation in the decision-making process, particularly with reference to decisions affecting it directly.

The Council is headed by a chair, who at the same time is the head of the presiding board consisting of 7 people. Apart from two deputy chairs, the presiding board also consists of autonomous ombudsman for the rights of pupils and students. Moreover, there are 37 councillors on the Council. The Council nominates Problem Commissions for handling particular tasks. Every year, by means of direct, secret, proportional and equal election, half of the Council's composition is chosen. The term of the Youth Council of the City of Gliwice lasts 2 years. Election takes place in election districts located in particular secondary schools and complexes of secondary schools in the city of Gliwice. Currently the Chair of the Youth Council of the City is Paweł Wróblewski.

---

<sup>2</sup> Informacje na temat Młodzieżowej Rady Miasta Gliwice pochodzą ze strony internetowej [www.rada.free.ngo.pl](http://www.rada.free.ngo.pl); dane na dzień 02.06.2008r oraz ze strony internetowej UM Gliwice [www.um.gliwice.pl](http://www.um.gliwice.pl).

## 4. RESIDENTS

### 4.1. Demographic structure

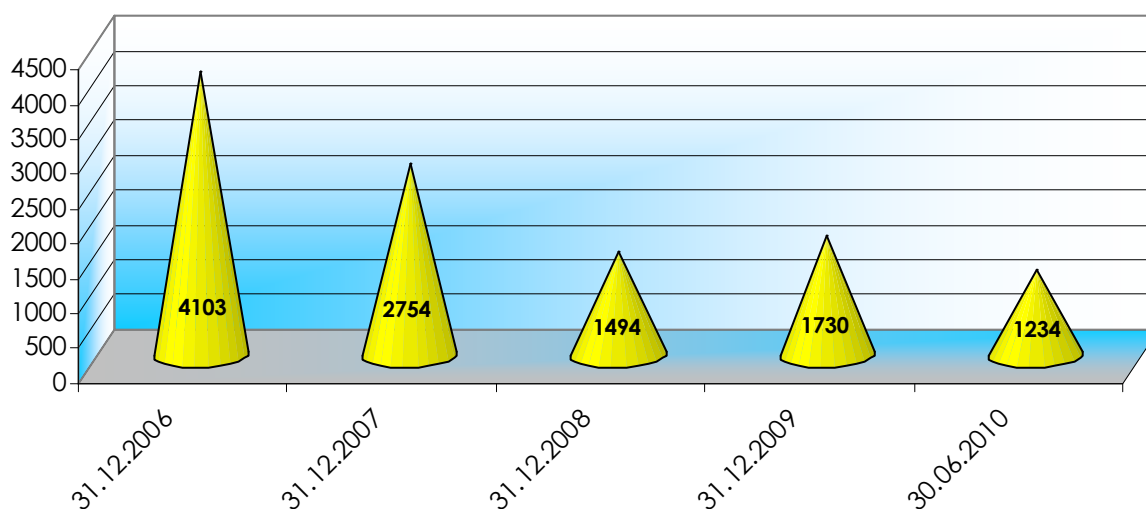
The number of residents having their place of abode in Gliwice as of June 30<sup>th</sup>, 2010 was **188,268** persons, including 182,003 permanent places and 6,265 temporary ones. The density of population amounted to **1,406** persons and it was down by 3.7% against the beginning of current term, where 1,460 residents fall onto 1 km<sup>2</sup> (total area of Gliwice amounts to 133,9 km<sup>2</sup>).

Table 3. Number of residents of Gliwice from 2006 to June 30, 2010

Gliwice	2006	2007	2008	2009	30.06.2010
<b>Total number of residents in Gliwice</b>	<b>195,480</b>	<b>192,726</b>	<b>191,232</b>	<b>189,502</b>	<b>188,268</b>
Female	101,374	99,986	100,149	98,413	97,703
Male	94,106	92,740	91,083	91,089	90,565
Feminization index (number of women to 100 men)	107.7	107.8	109.9	108	107.8
Number of residents with permanent place of abode	189,811	186,809	185,173	183,247	182,003
Number of residents with temporary place of abode	5,669	5,917	6,059	6,255	6,265
Population density – person/ km <sup>2</sup>	1,460	1,439	1,428	1,415	1,406

Source: Population register of the municipality of Gliwice

Chart 2. Dynamics of the fall of number of residents from 2006 to June 30, 2010



Source: Population register of the municipality of Gliwice

The fall in the number of residents can also be observed in other cities of our agglomeration, which in turn translates onto the fall of number of resident in the entire Province of Silesia.

Table 4. Number of residents in the Province of Silesia and its selected cities.

	2006	2007	2008	2009
<b>Silesian Province</b>	4,669,137	4,654,115	4,645,665	4,640,725
Zabrze	190,110	189,062	188,401	187,674
Ruda Śląska	145,471	144,584	143,930	143,394
Katowice	314,500	312,201	309,621	308,548

Source: Regional Data Bank, Chief Statistical Office

[www.stat.gov.pl/bdr\\_n/app/dane\\_podgrup.wymiary?p\\_kate=3&p\\_grup=7&p\\_pgru=1336&p\\_dane=0](http://www.stat.gov.pl/bdr_n/app/dane_podgrup.wymiary?p_kate=3&p_grup=7&p_pgru=1336&p_dane=0)

One of the reasons for the decrease in the number of residents in Gliwice is the unfavourable migration balance. Every year more people leave our city than settle down in it. The number of residents who left Gliwice in 2006 resulted from, i.a. a great number of people going abroad. But from one year to another, the number of people leaving Poland to go abroad is going down. A good forecast is data for the half of 2010, where the migration balance amounts to -252 and is much favourable than after the first half of previous years (-654 for 30.06.2006, - 739 for 30.06.2002).

Table 5. Intake and outflow of residents in Gliwice from 2006 to June 30, 2010

<b>Gliwice</b>	2006	2007	2008	2009	30.06.2010
Intake (number of people from other towns choosing Gliwice as their permanent place of abode)	1,748	2,497	2,135	1,584	1,159
Outflow (number of people resigning from permanent place of abode in Gliwice and moving to other towns)	3,419	3,121	3,038	2,654	1,411
Migration balance	- 1,671	- 624	- 903	-1,070	-252
Migration balance for 1,000 residents having their permanent place of abode in Gliwice	- 8.8	- 3.3	- 4.9	-5.8	-1.4

Source: Population register of the municipality of Gliwice

Comparing the data from the previous Report on the state of the City of Gliwice (2002-June 30, 2006) with the period under analysis currently, one will observe that the pace of decrease of Gliwice population has slowed significantly. This results from increasing number of births in the recent years with relatively low fluctuation of death rate. Every year, the number of births in Gliwice grew by a few percent. In 2007 the increase amounted to over 5% against 2006 and in 2008 to almost 7% against the previous year. In 2009 further increase in the number of birth can be observed – almost 4% against 2008. It is clearly visible that the number of births in Gliwice has gone up against the years from the previous office term, in 2009 an increase of almost 40% could be observed against 2002.

Currently, one may observe yet another phenomenon, namely a Shift of age of highest birth concentration onto women born earlier than it was the case so far. Population growth is related to births by women coming from the baby boom from late 70's and early 80's. According to the *Forecast of the population of Poland for 2008-2035* drawn up by the Chief Statistical Office, birth increase shall continue until 2012.

Table 6. Live births from 2006 to June 30, 2010

<b>Gliwice</b>	<b>2006</b>	<b>2007</b>	<b>2008</b>	<b>2009</b>	<b>30.06.2010</b>
Live births	1,669	1,758	1,880	1,950	1,022
Number of live births per 1,000 residents with permanent place of abode in Gliwice	8.79	9.41	10.16	10.64	5.61

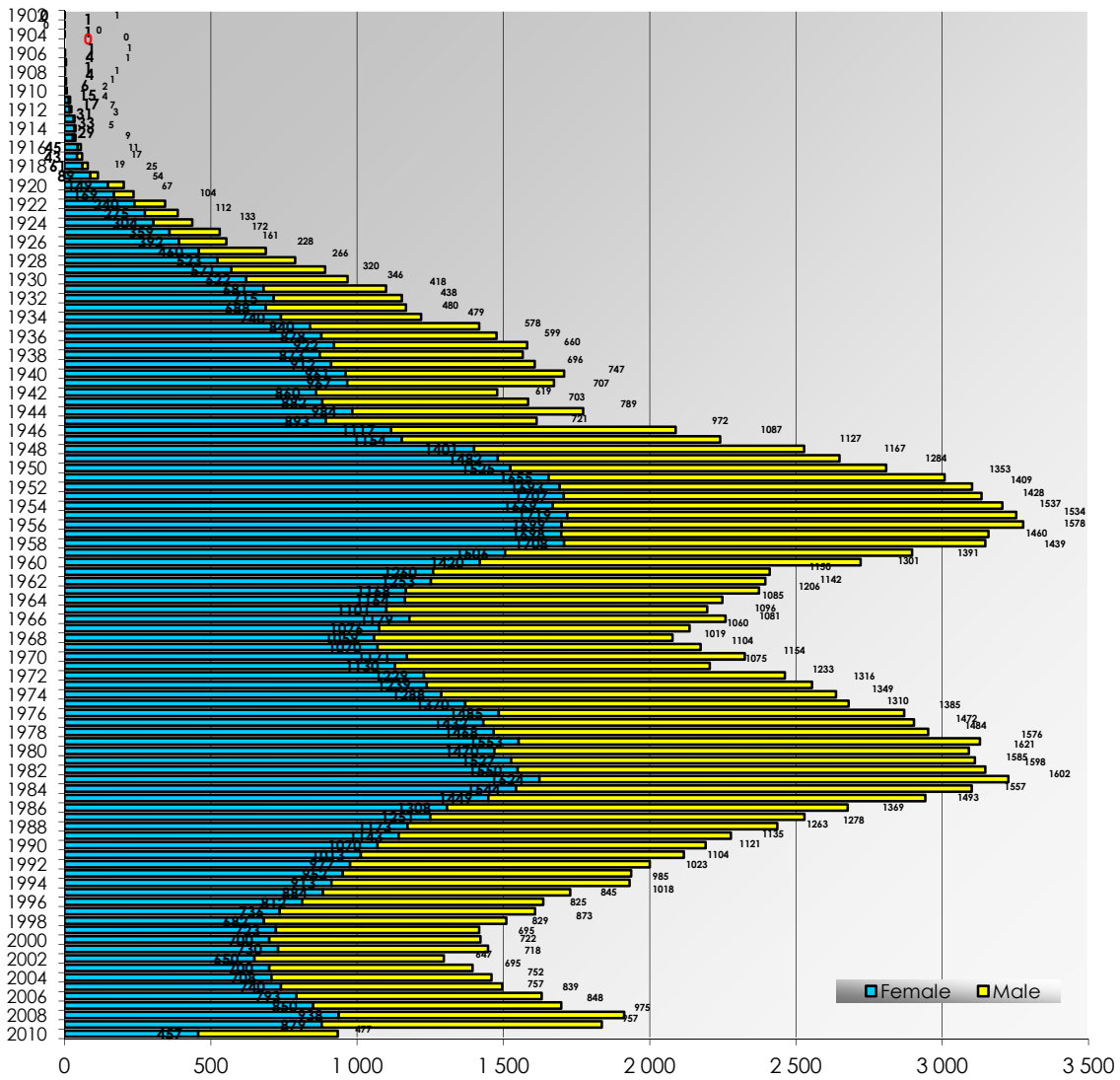
Source: Population register of Gliwice municipality (data refers to registered births of babies, whose parents have a permanent place of abode in Gliwice)

Table 7. Deaths from 2006 to June 30, 2010

<b>Gliwice</b>	<b>2006</b>	<b>2007</b>	<b>2008</b>	<b>2009</b>	<b>30.06.2010</b>
Deaths of residents of Gliwice	1,773	1,989	2,048	1,963	1,086
Number of deaths per 1,000 residents with permanent place of abode in Gliwice	9.3	10.6	11.1	10.7	6
Including newborns / babies, whose parents have permanent place of abode in Gliwice	9/6	7/5	7/5	14/9	4/3

Source: Population register of Gliwice municipality

Chart 3. Number of residents as per the year of birth, according to gender



Source: Population register of Gliwice municipality

Based on data from the Population Register, it may be observed that, despite general decrease in the number of residents in our city, there are city quarters, in which the number of residents has gone up in the recent years. They are primarily: Żerniki, Stare Gliwice, Bojków, Brzezinka and Obrońców Pokoju. In other parts of the city the number of residents has been going down from one year to another. The biggest outflow of residents took place in Śródmieście, Osiedle Politechnika and Wójtowa Wieś.

Figure 1. Number of residents of particular city quarters and housing estate (as per permanent place of abode)



Source: study of City Development Bureau based on data from population register.

#### 4.1.1. Number of marriages concluded

Table 8. Marriages from 2006 to June 30, 2010

Gliwice	2006	2007	2008	2009	30.06.2010
Overall number of marriages registered at the Registry Office	1,296	1,411	1,366	1,298	456

Source: Registry Office

The number of marriages concluded in Gliwice went up in 2006-2007. Since 2008, however, slow decrease of marriages concluded can be observed. Reverse tendency may be observed at the level of the Province of Silesia, in which the number of marriages concluded has been going up successively. This tendency also applies to majority of Silesian cities.

#### 4.1.2. Population as per economic age groups

The population of Gliwice is an aging one. The percentage of the number of persons at retirement age against total population is consistently increasing, while the percentage of the remaining two economic groups is decreasing. This status quo undoubtedly has economic consequences, since the social burden of population (expressed as the ratio of the number persons at working age to the number of persons at retirement age). The demographic burden ration in recent years is presented below:

Table 9. Demographic burden ration for Gliwice and the Province of Silesia

	Gliwice	Province of Silesia
in 2006	49.7	52.7
in 2007	49.6	52.5
in 2008	50.3	52.6
in 2009	50.9	52.9

Source: Self-study based on data from Regional Data Bank, Chief Statistical Office, [www.stat.gov.pl](http://www.stat.gov.pl)

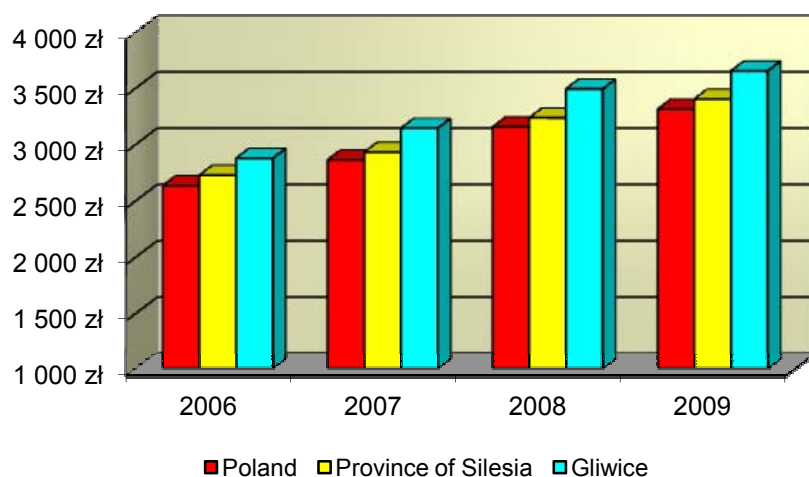
This means that in Gliwice in 2009 there were 50.9 residents at retirement age per 100 residents at working age and that the value of this ratio was lower than for the Province of Silesia, where there were 52.9 residents at retirement age per 100 residents at working age.

## 4.2. Indexes of economic situation of residents

The index of average gross monthly remuneration was assigned to assess the economic situation of residents. Average gross monthly salary in 2007 amounted to **PLN 3, 146.53** in Gliwice, **PLN 2, 933.32** in Silesia and **PLN 2 735,28** in Poland. The analysis taking into account various sectors (be it for the City, province or Poland) demonstrates that in the public sector average gross monthly remuneration was higher than in the private sector. In Gliwice in 2007 in the public sector it amounted to **PLN 3, 210.38** and in the private sector – **PLN 3, 108.28**. In 2008 respectively, average gross salary in Gliwice amounted to **PLN 3, 495.73** ; in the public sector it was **PLN 3, 607.01** and in the private sector – **PLN 3, 436.80**. In 2009 average gross monthly remuneration was at the following levels: for Poland **PLN 3, 315.38**, for the Province of Silesia **PLN 3, 405.18** and for Gliwice **PLN 3, 654.92**. Data referring to division into particular sectors of the Polish economy in 2009 was not available at the time of preparation of this Report.

The chart below presents the levels of average gross monthly remuneration in the past four years in Gliwice, the Province of Silesia and in Poland.

**Chart 4. Average gross monthly remuneration**



Source: Regional Data Bank, Chief Statistical Office, [www.stat.gov.pl](http://www.stat.gov.pl)

### 4.3. Unemployment

The number of unemployed registered at the District Labour Office in Gliwice from 2006 to June 30, 2010 reflects the situation not only on our local job market, but also the general situation in Poland. The situation results from the world economic crisis. In the years 2006-2008 and in the preceding years further permanent decrease in the number of unemployed could be observed. However, in 2009 significant increase of unemployment can be observed (48% against 2008). The data for the first half of 2010 indicate further unemployment increase, but the growth dynamics is lower against 2009.

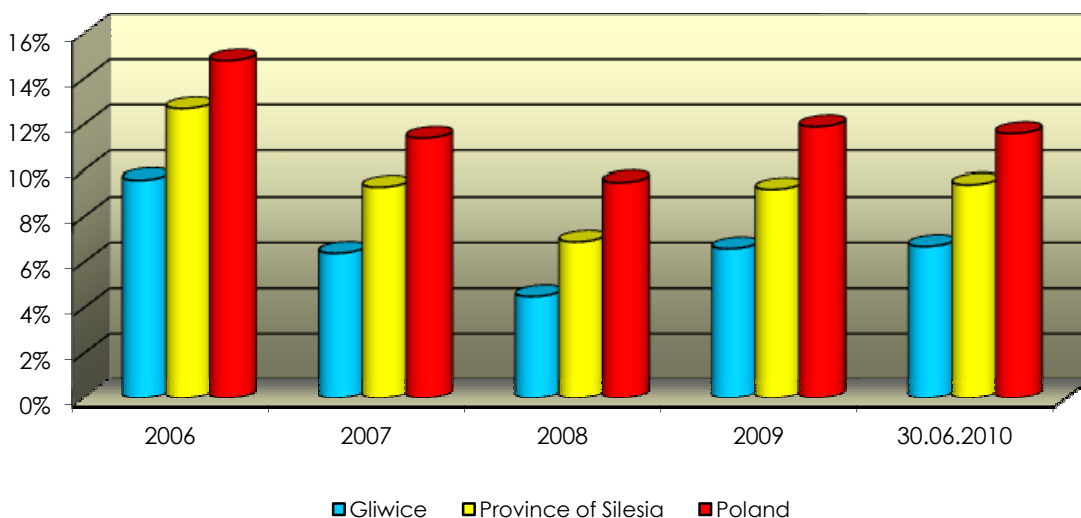
Table 10. Persons unemployed registered in the District Labour Office (PUP) in Gliwice

	2006	2007	2008	2009	30.06.2010
Total	8,685	5,933	4,249	6,310	<b>6,480</b>
female (% of total)	5,509 (63%)	3,764 (63%)	2,531 (59,6%)	3,328 (52,7%)	<b>3,423</b> <b>(52,8%)</b>
Entitled to benefit	590	521	527	980	<b>1,012</b>
female (% of total)	325 (55%)	303 (58%)	292 (55,4%)	510 (52,0%)	<b>525</b> <b>(51,9%)</b>

Source: District Labour Office in Gliwice

It is clear that in 2009 an increase in unemployment rate was observed throughout the country. Nevertheless, the unemployment rate in Gliwice is much lower than the average for the country and the average for the province. This is presented in the chart below.

Chart 5. Unemployment rate in Gliwice, the Province of Silesia and in Poland from 2006 to June 30, 2010



Source: District Labour Office in Gliwice, Provincial Labour Office in Katowice

The next table presents the number of unemployed and the value of unemployment rate in Gliwice and in selected cities of the Province of Silesia, as well as in the Province of Silesia and in

Poland. According to data available as of June 30<sup>th</sup>, 2010, unemployment is going up in the entire country. Gliwice, however, remains one of the cities with the lowest unemployment.

Table 11. Unemployment rate and number of unemployed in Gliwice, selected Silesian cities, in the Province of Silesia and in Poland from 2006 to June 30, 2010

	Gliwice	Bytom	Częstochowa	Katowice	Zabrze	Śląskie	Polska
<b>Unemployment rate (%)</b>							
December 2006	9.6%	20.6%	13.5%	5.4%	18.6%	12.7%	14.8%
December 2007	6.4%	15.9%	9.9%	3.4%	13.1%	9.3%	11.4%
December 2008	4.5%	12.4%	7.8%	1.9%	9.3%	6.9%	9.5%
December 2009	6.6%	16.7%	10.3%	3.3%	11.9%	9.2%	11.9%
30.06.2010	6.7%	16.8%	10.9%	3.5%	12.6%	9.4%	11.6%
<b>Number of unemployed</b>							
December 2006	8, 685	12, 341	15, 121	10, 810	11, 739	229, 819	2, 309, 400
December 2007	5, 933	8, 935	10, 920	6, 826	7, 897	165, 960	1, 746, 600
December 2008	4, 249	6, 791	8, 682	3, 831	5, 500	122, 748	1, 473, 800
December 2009	6, 310	9, 313	11, 383	6, 618	7, 206	168, 425	1, 560, 700
30.06.2010	6, 480	9, 465	12, 244	7, 089	7, 758	172, 902	1, 843, 900

Source: District Labour Office in Gliwice, Provincial Labour Office in Katowice

[http://www.wupkatowice.pl/download/gminy\\_grudzien2007.pdf](http://www.wupkatowice.pl/download/gminy_grudzien2007.pdf),

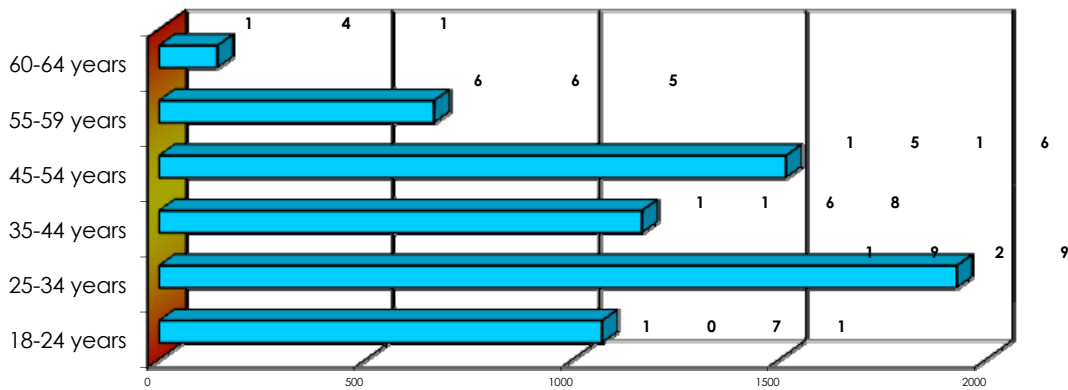
[http://www.stat.gov.pl/cps/rde/xbcr/gus/PUBL\\_bezrobocie\\_rejestrowane\\_I-IV\\_2007.pdf](http://www.stat.gov.pl/cps/rde/xbcr/gus/PUBL_bezrobocie_rejestrowane_I-IV_2007.pdf), inf. tel. z Informatorium stat.

[http://www.stat.gov.pl/cps/rde/xbcr/gus/PUBL\\_pw\\_bezrobotni\\_stopa\\_wg\\_powiatow\\_12m\\_2009.xls](http://www.stat.gov.pl/cps/rde/xbcr/gus/PUBL_pw_bezrobotni_stopa_wg_powiatow_12m_2009.xls)

#### 4.3.1. Age structure of unemployed residents of the City of Gliwice

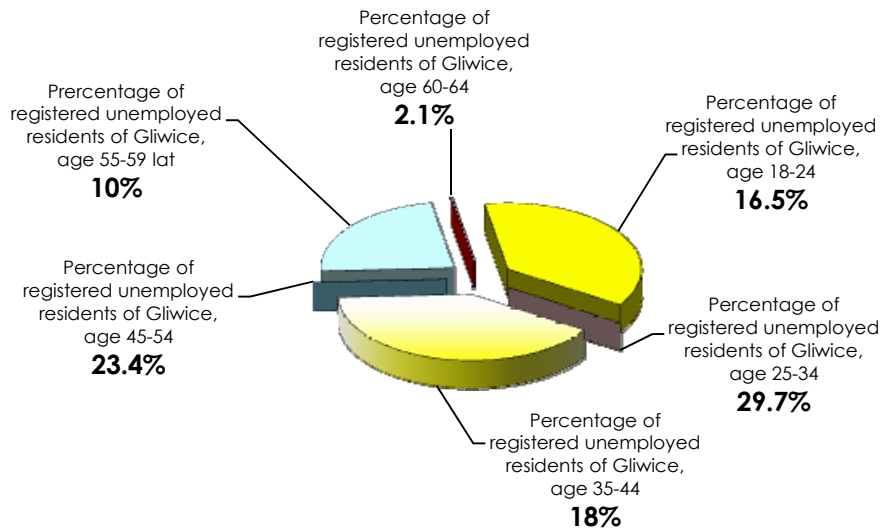
The charts below present the age structure of the unemployed residents of the City of Gliwice registered in the District Labour Office. The data does not apply to the District of Gliwice.

**Chart 6. Age structure of unemployed registered residents of Gliwice – valid on June 30, 2010**



Source: District Labour Office in Gliwice

**Chart 7. Age structure of unemployed residents of Gliwice – valid on June 30, 2010**



Source: District Labour Office in Gliwice

v

The largest groups of the unemployed were age groups of 25 to 34 and 45 to 54 years of age.

### 4.3.2. Level of education vs. unemployment structure

Table 12. Education structure of unemployed residents of Gliwice

Number of registered unemployed residents of Gliwice with the following education	31.12.2006	31.12.2007	31.12.2008	31.12.2009	30.06.2010
Primary school and unfinished primary school (% of total number of registered unemployed)	3,761 (43.3%)	2,435 (41.0%)	1,531 (36.0%)	1,918 (30.4%)	<b>1,990</b> <b>(30.7%)</b>
Basic vocational (% of total number of registered unemployed)	1,852 (21.3%)	1,251 (21.1%)	828 (19.5%)	1,474 (23.3%)	<b>1,592</b> <b>(24.5%)</b>
General secondary (% of total number of registered unemployed)	714 (8.2%)	515 (8.7%)	451 (10.6%)	661 (10.5%)	<b>699</b> <b>(10.8%)</b>
Secondary vocational and post-secondary vocational (% of total number of registered unemployed)	1,798 (20.7%)	1,228 (20.7%)	972 (22.9%)	1,423 (22.6%)	<b>1,424</b> <b>(22.0%)</b>
Higher (% of total number of registered unemployed)	560 (6.5%)	504 (8.5%)	467 (11.0%)	834 (13.2%)	<b>775</b> <b>(12.0%)</b>

Source: District Labour Office in Gliwice

### 4.4. Activity of the District Labour Office

The District Labour Office in Gliwice (PUP) runs an active policy of counteracting unemployment in the City. Its activities focus on completion of activating schemes, which were adjusted to individual needs of customers and requirements of the changing labour market. In 2008 Labour Market Service Standards were introduced and since January 2010 the Occupational Activation Centre was separated in the Labour Office structure. As a result of those actions, 15 new workers were employed. Work with customers is based on Individual Action Schemes (IPD), within the framework of which individual paths of effective return onto the job market are developed. Also the training offer for the unemployed is adjusted to the labour market, thus every year new trainings are introduced, in line with recent trends. Moreover, in cooperation with Association of Various Crafts and Entrepreneurship a few dozen apprentices undergo training in bakery and confectionery.

Since 2009 the District Labour Office in Gliwice has been providing service for employees of i.a. General Motors Manufacturing Poland (OPEL Gliwice) taking advantage of state aid in the framework of the act on mitigating the results of the economic crisis (so-called "Crisis Act"). Also since 2009, within the framework of the act on state aid in housing loan repayment, the Labour Office has been supporting those persons who have lost their jobs and are repaying the above-mentioned loan.

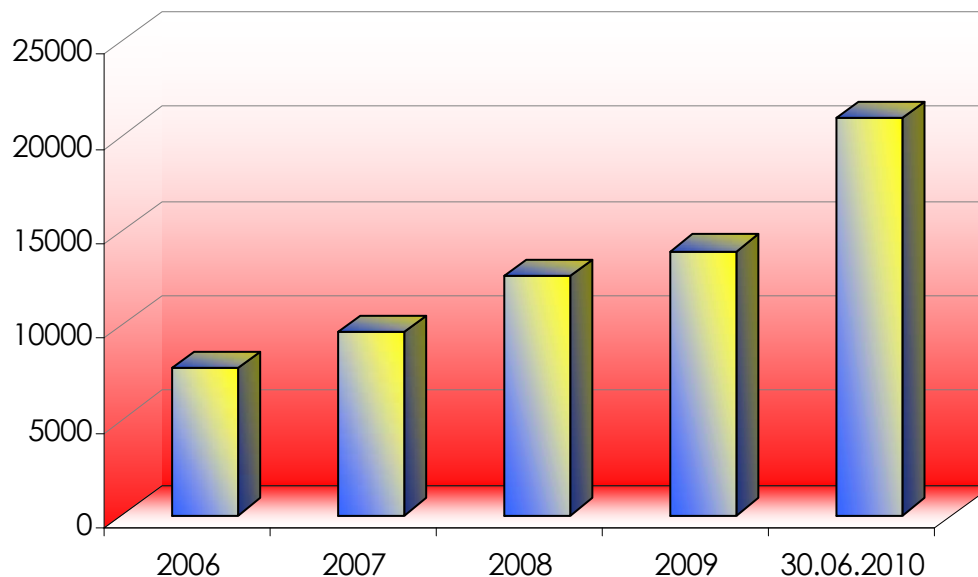
Table 13. Active forms of counteracting unemployment from 2006 to June 30, 2010

	2006	2007	2008	2009	30.06.2010
Number of persons who found a job via Labour Office	7,813	5,831	4,771	4,748	<b>2,523</b>
Number of persons who participated in trainings aimed at requalification	1,426	1,474	1,509	1,374	<b>859</b>
Number of persons who completed graduate internships	674	774	596	527	<b>419</b>
Number of persons who took up intervention work	71	99	21	12	<b>17</b>
Number of persons who were granted subsidies to become self-employed	145	206	262	271	<b>154</b>
Number of persons who underwent vocational training	147	14	36	23	<b>24</b>
Number of persons who were sent to equipped working stations	6	5	24	6	<b>14</b>
Number of persons who were sent to work which is socially beneficial	204	341	538	611	<b>439</b>

Source: District Labour Office in Gliwice

The chart and table below present the financial amounts from the Labour Fund, which are allocated to active forms of counteracting unemployment.

**Chart 8. Amounts of Labour Fund at the disposal of the District Labour Office, allocated to active forms of counteracting unemployment [ PLN thousand]**



Source: District Labour Office in Gliwice

Table 14. Amounts of Labour Fund at the disposal of the District Labour Office, allocated to active forms of counteracting unemployment [ PLN thousand]

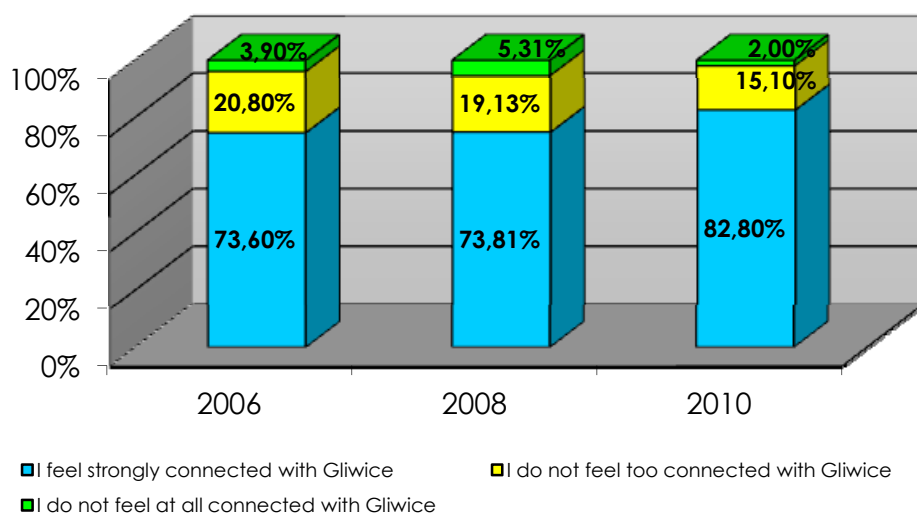
2006	2007	2008	2009	30.06.2010
7,723.0	9,647.2	12,611.1	13,952.3	<b>20,958.9</b>

Source: District Labour Office in Gliwice

## 4.5. Emotional bond of the residents with the City of Gliwice

Every two years an opinion poll is carried out among the residents on the living conditions in the city. The last poll of this type was carried out in May this year on a representative sample of 1,000 residents of the City of Gliwice<sup>3</sup>. Persons from all city quarters participate in this poll. The results confirmed high level of identification of the residents of Gliwice with the city. In 2010 as many as 82.8% of respondents answered that they feel strongly connected to the city and only 2% indicated total lack of identification with Gliwice. It can be observed that the level of identification has gone up over the past few year. The chart below contains results from the last three polls.

Chart 9. Level of identification of residents with the city from 2006 to 2010.



Source: Opinion poll of the residents of the City of Gliwice on the state of the City, living conditions and expectations from City authorities, Business Consulting sp. z o.o., Katowice May 2006, October 2008; Opinion of residents on the living conditions in the City and their expectations from local government authorities, PBS DGA Sp. z o.o., Sopot, June 2010.

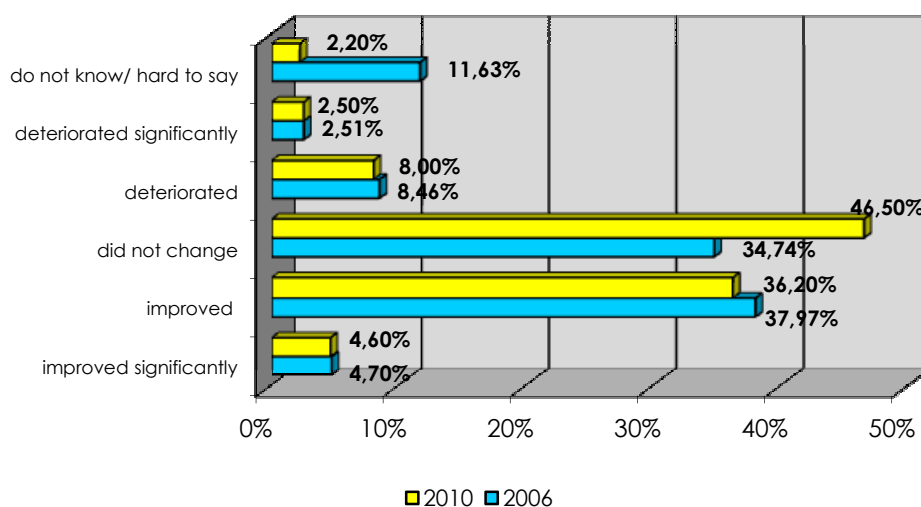
The poll has shown that the emotional bond of the residents with the City of Gliwice was determined by the age of respondents and their place of abode. The level of identification was the highest among persons above 50 years of age (89.1% of persons at the age of 51-60 years feel strongly connected to Gliwice and the figure for persons of over 60 years of age is 88.4%) and the lowest among

<sup>3</sup> Based on Opinion poll of the residents of the City of Gliwice on the state of the City, living conditions and expectations from City authorities, Business Consulting sp. z o.o., Katowice May 2006, October 2008; Opinion of residents on the living conditions in the City and their expectations from local government authorities, PBS DGA Sp. z o.o., Sopot, June 2010.

persons below 30 years of age (75.9% of persons at the age of 25-30 years answered that they feel strongly connected to Gliwice and the figure for persons at the age 18-24 was 75.5%).

Poll results referring to city quarters, in which residents are strongly connected to Gliwice or not at all connected, vary on each occasion. In the last poll the highest identification ratio was observed in Sikornik and Stare Gliwice, whilst the lowest was recorded in Łabędy. High proportion of respondents declare satisfaction from living in their quarters. Comparing the result from the beginning and the end of period subject to description, i.e. 2006 and 2010, it can be observed that slight changes have taken place. The chart below presents responses to question: How in your opinion did the living conditions in your quarter change over the past two years?

**Chart 10. How in your opinion did the living conditions in your quarter change over the past two years?**



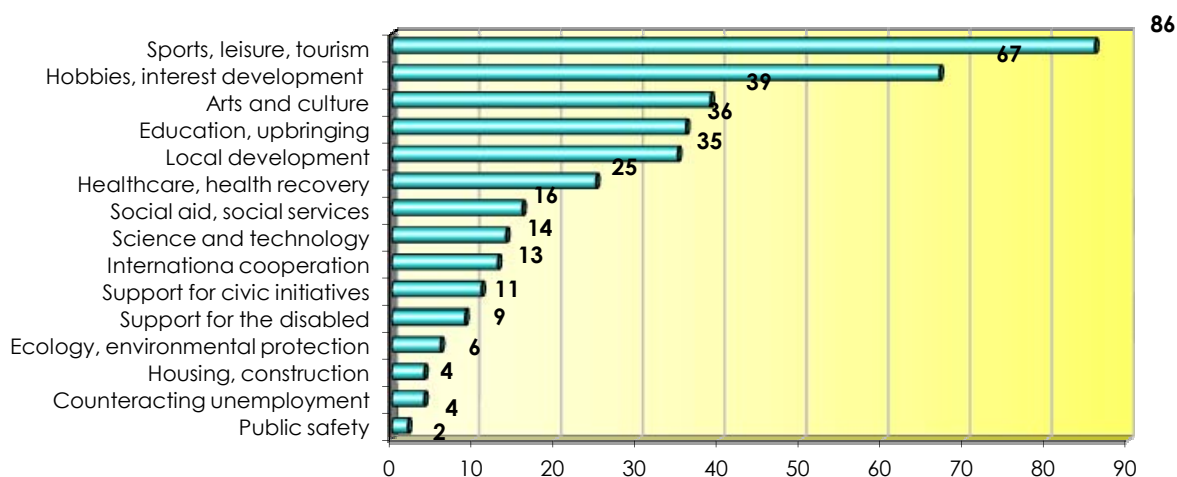
Source: *Opinion poll of the residents of the City of Gliwice on the state of the City, living conditions and expectations from City authorities, Business Consulting sp. z o.o., Katowice May 2006, October 2008; Opinion of residents on the living conditions in the City and their expectations from local government authorities, PBS DGA Sp. z o.o., Sopot, June 2010.*

## 4.6. Social activity of residents and principles for cooperation between local government and non-governmental organizations

### 4.6.1. Structure of non-governmental organizations registered in Gliwice

There are 417 non-governmental organizations operating in the city (valid on June 30, 2010). Their activity focuses on various areas of live. Since 2007 the number of NGOs operating in our city has been at a similar level. The chart below presents the structure of Gliwice NGOs with reference to their area of activity. The chart does not show 50 organizations, whose area of activity is so diverse, that it does not allow clear qualification.

*Chart 11. Structure of Gliwice NGOs with reference to their main areas of activity – valid on June 30, 2010.*



Source: NGO Centre in Gliwice

#### 4.6.2. Activity of NGO Centre in Gliwice

NGO Centre in Gliwice (GCOP) was brought to life by means of Resolution of the Municipal Council no. XXXIII/768/2001 of November 29<sup>th</sup> and it started its activity in December 2001. The main area of activity, as an organizational unit of the Gliwice Municipality, is support and animation of development of local civic community, as well as development of volunteer work. Currently there are four branches, in which NGOs and active residents of Gliwice can find support in the form of advice, trainings and infrastructure (rooms, offices, multimedia equipment rental). Each branch has its own profile. At the head office in ul. Jagiellońska 21, one may ask for legal advice, advice on annual reporting or promotion of events organized by NGOs. At ul. Kościuszki 35 the *Incubator of Social Entrepreneurship* is located (as of May 1<sup>st</sup>, 2010), which earlier functioned as *NGOs Incubator* (from February 2006). It is a consultation point for newly established organizations, as well as an advisory point in the scope of application for public and non-public finances for NGOs. *Volunteering Centre*, located in at ul. Zwycięstwa 1, takes care primarily of volunteer work promotion, coordinating volunteer work, trainings for volunteers, organization of Volunteer Work Day celebration as well as Good Deeds Day and support for school volunteering clubs. At *Cultural Organization Centre Peretka*, located at ul. Studzienna 6, exhibitions and other cultural events are organized.

Table 15. Number of trainings carried out by GCOP or with participation of GCOP

	2006	2007	2008	2009	30.06.2010
Trainings for leaders and members of NGOs	28	32	17	27	18
Other trainings	15	37	57	115	26

Source: Gliwice NGO Centre

Within the category of "Other trainings" trainings and workshops were organized for volunteers (approx. 20 per year), workshops at schools within the framework of "Youth in action" programme, as

well as social education (14 workshops in 2008 and 75 workshops in 2009). In 2010 the Volunteering Centre carried out 4 trainings for teachers and students planning to set up school volunteering clubs. Other trainings for animators and volunteers were carried out by other NGOs, cooperating with the Centre.

In 2008, due to initiative of the GCOP Head, "Forum of Proxies for cooperation with NGOs" was established. Meetings, which took place once a month on average, were a forum for knowledge and experience sharing, as well as determining common directions for development of cooperation between local government administration and NGOs.

Gliwice NGO Centre has completed the following projects in the past few years:

- July 2005-March 2008 – "Partnership for Professionalization of the Third Sector". The project was financed within the framework of EQUAL initiative (subsidy of PLN 4,494,440)
- May 2007-May 2008 - "Partnership for Professionalization of the Third Sector and Virtual Incubator of Social Economy". The project was financed within the framework of EQUAL initiative (subsidy of PLN 927,475)
- April 2007-May 2008 – MELVA (Mobile Elderly In Labour and Volunteers Actions). Project financed by the EU (subsidy – EUR 58,234.10 €).

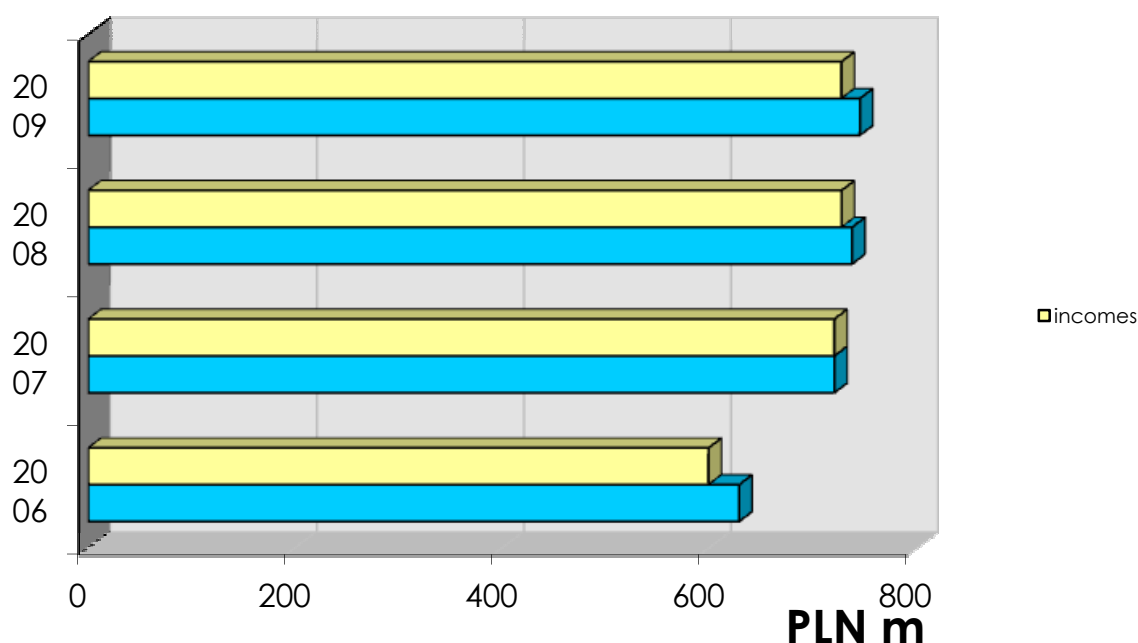
As of April 2010 "Network of Incubators of Social Entrepreneurship" project is under implementation, which is financed within the European Social Fund. Total project value amounts to PLN 3,512,730. Project is implemented under the partnership of the following cities: Gliwice, Katowice, Dąbrowa Górnicza, Żory, Jastrzębie Zdrój and Tychy. Project leader heading the Incubator of Social Entrepreneurship is GCOP, acting on behalf of the City of Gliwice. The project assumes support for social economy entities and private persons interested in activity of social economy sector of the Province of Silesia.

## 5. City budget

### 5.1. List of City incomes and expenditures from 2006 to June 30, 2010

The finance of local government constitute an integral part of public finance system and its management includes processes related to public funds gathering and their allocation. The basic legal acts, which regulate the financial management of the local government include: the Constitution of the Republic of Poland, the act on public finances, the act on incomes of local government units, local government system acts as well as European Chart of Local Local government.

**Chart 12. Incomes and expenditures of the City of Gliwice from 2006 to 2009**



Source: Budgeting and Analysis Department of the Municipal Office

Apart from incomes and expenditures in the finance of local government units, there are also categories of revenues and outlays. Revenues of local government units come from sale of securities issued by the unit, loans taken out in national banks, credits, privatization of the unit's property, budget surplus of the unit from previous years as well as free financials as cash surplus in local government unit's current account. Public outlays are repayments of loans received, purchase of securities and other financial operations, as well as loans granted by the local government unit. This distinction allows for greater budget transparency and above all enables separation of financial and legal instruments, which are important for every local government unit's budget. The table below contains the list of incomes and expenditures of the City, as well as its revenues and outlays.

Table 16. List of incomes and expenditures of the City of Gliwice from 2006 to June 30, 2010 [kPLN]

	2006	2007	2008	2009	30.06.2010
Total incomes	599,333	720,811	727,939	727,786	387,160
Total expenditures	628,950	720,975	738,072	745,654	342,914
Surplus / deficit	-29,617	-164	-10,133	-17,868	44,246
Total revenues	92,704	100,683	77,525	54,889	31,688
Total outlays	225	25,443	18,049	5,306	2,056
Debt	15,909	28,907	13,827	12,121	10,065
Debt service	381	23,505	19,188	5,779	2,233

Source: Budgeting and Analysis Department of the Municipal Office

Significant increase of incomes in 2007 was affected, i.a. by:

- Execution from PKP SA (Polish State Railways) of arrears resulting from taxes from legal persons for the period from April 2004 to March 2007,
- Payment of arrears resulting from taxes from legal persons by Huta "Gliwice" SA under liquidation,
- One-off payment of tax from civil law activities due to increase of capital of Vattenfall Poland Sp. z o.o.
- Payment of damages for real estate used for the motorway by General Directorate for Roads and Motorways,
- Sale of real estate located in ul. Rybnicka in favour of Auchan Sp. z o.o.
- Refund of expenses on Drogowa Trasa Średnicowa SA incurred in the framework of contract on financing of replacement and recovery construction due to DTŚ Ring Road construction in the City of Gliwice.

Increased expenditures resulted i.a. from completion of the following investments:

- Western part of the ring road – from intersection DK 88 to ul. Rybnicka,
- Drogowa Trasa Średnicowa GOP Katowice – Gliwice,
- Construction of roads with infrastructure in the Gliwice subzone of Katowice Special Economic Zone,
- Renovation of post-industrial zone of Nowe Gliwice,
- Modernization of the seat of Gliwice Music Theatre and seat of former "Bajka" cinema.

Table 17. Participation in taxes of state budget, planning and actual budget revenues from personal income tax and corporate income tax

	2006	2007	2008	2009	30.06.2010
<b>City* participation in personal income tax (PIT)</b>	<b>46.20%</b>	<b>46.47%</b>	<b>46.47%</b>	<b>46.97%</b>	<b>47.19%</b>
Municipality	35.95%	36.22%	36.22%	36.72%	36.94%
District	10.25%	10.25	10.25%	10.25%	10.25%
<b>City* participation in corporate income tax (CIT)</b>	<b>8.11%</b>	<b>8.11%</b>	<b>8.11%</b>	<b>8.11%</b>	<b>8.11%</b>
Municipality	6.71%	6.71%	6.71%	6.71%	6.71%
District	1.4%	1.40%	1.40%	1.40%	1.40%
<b>Total execution against plan</b>					
Plan [kPLN]	145,235	186,049	215,289	214,578	208,968
Execution [kPLN]	156,790	197,644	209,794	202,925	83,435**
Execution % against plan	107.96%	106.23%	97.45%	94.57%	39.93%**

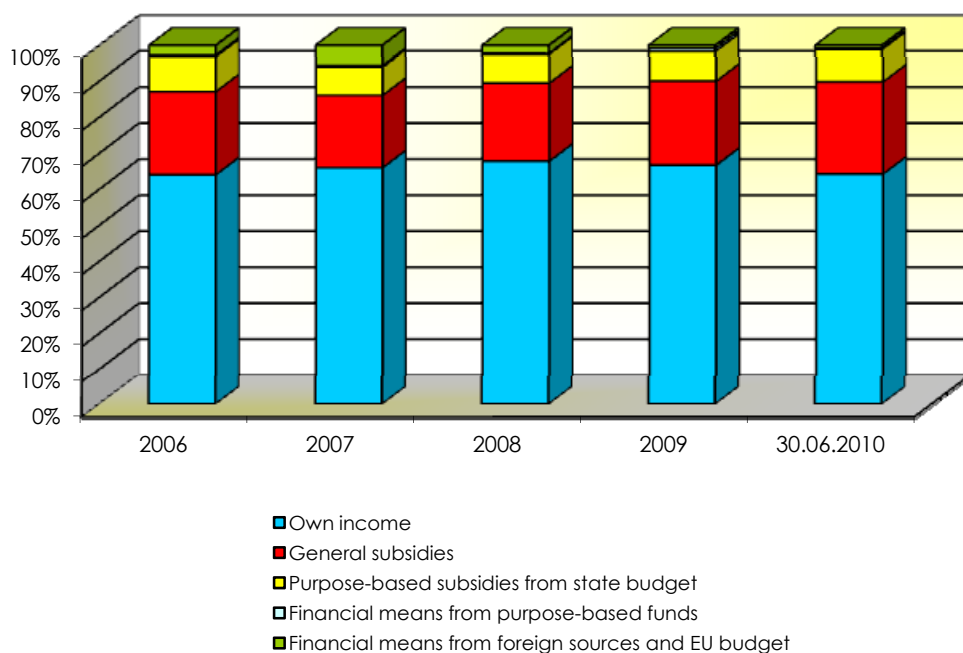
\* City – grodzki district (city based on district laws) is a municipality of city status, executing district tasks

\*\* data covers the first half of 2010

Source: Budgeting and Analysis Department of the Municipal Office

## 5.2. Income characteristics

City income consists of: own income, general subsidies, purpose-based subsidies from state budget, financial means from purpose-based funds and financial means from foreign sources as well as from EU budget. The highest share in total income belongs to own incomes and general subsidies. Although in the period subject to analysis one may see that the subsidies are on the rising, its share in total income oscillates around 23%. A huge increase of income (2.5 times against 2006) may be observed in 2007 in foreign sources and EU budget. This resulted primarily from completion of such projects as i.a.: "Rearrangement of part of road no. 88" or "Renovation of post-industrial zone Nowe Gliwice".

**Chart 13. City income taking into account sources from 2006 to June 30, 2010**

Source: Budgeting and Analysis Department of the Municipal Office

**Table 18. Income of city based on district laws, taking into account sources of income from 2006 to June 30, 2010 [kPLN]**

Sources of income	2006	2007	2008	2009	30.06.2010
<b>OWN INCOMES, including:</b>	384,134	476,175	494,272	486,042	249,059
Taxes and local fees	112,484	148,476	141,932	143,732	69,065
Property-based income	92,414	103,105	104,016	107,822	46,716
Participation in tax from state budget (PIT and CIT)	156,790	197,644	209,794	202,925	83,435
Other incomes	22,445	26,949	38,529	31,563	49,842
<b>GENERAL SUBSIDY</b>	138,195	144,800	157,669	169,683	98,932
<b>PURPOSE-BASED SUBSIDIES FROM STATE BUDGET, including:</b>	58,166	56,469	57,762	59,915	34,788
Those for financing of co-financing of own tasks	13,701	9,333	9,864	8,526	5,535
<b>PURPOSE-BASED FUNDS</b>	2,714	2,901	2,081	5,992	1,368
<b>FINANCIAL MEANS FROM FOREIGN SOURCES OR EU BUDGET, including those for:</b>	16,124	40,467	16,155	6,155	3,014
Execution of own tasks	1,983	1,097	1,066	3,214	2,508
Execution of investment tasks	13,767	39,370	15,089	2,941	506

Source: Budgeting and Analysis Department of the Municipal Office

### 5.2.1. Structure of the City's own incomes from 2006 to June 30, 2010

Own incomes comprise a very specific type of incomes of local government units, since they determine real financial possibilities and economic independence of local governmental authorities. In the period subject to analysis, the municipality's own incomes are at high level; their share in total incomes oscillates around 66%.

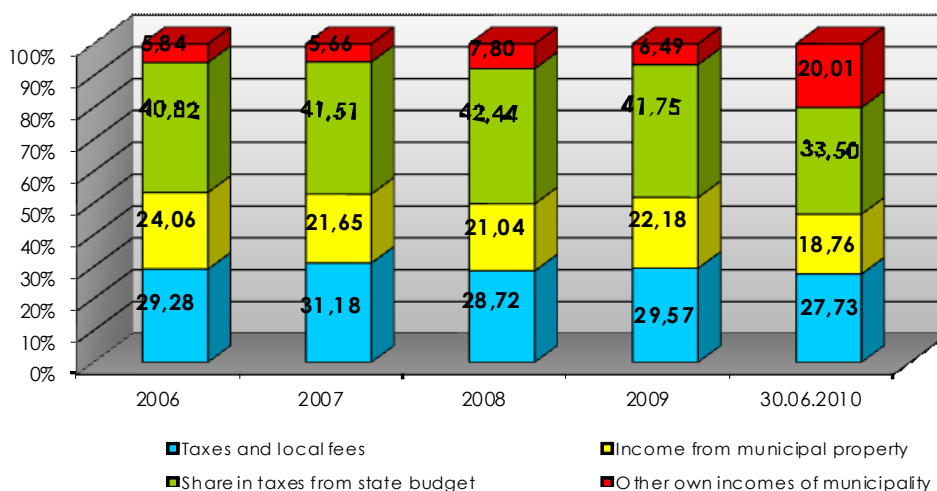
Table 19. Share of own incomes in total incomes from 2006 to June 30, 2010

Particulars	2006	2007	2008	2009	30.06.2010
Own incomes [kPLN]	384,134*	476,175	494,272	486,042	249,059
Share of own incomes in total incomes	64.10%	66.06%	67.90%	66.78%	64.33%

\*in accordance with classification in force (since 2007) own incomes do not include funds from foreign sources or EU budget.  
Source: Budgeting and Analysis Department of the Municipal Office

City's incomes include:

- taxes and local fees,
- incomes from property, including i.a. incomes due for lease and rental, sale of property, management, use and perpetual usufruct of real estates, payments from profit of local government unit's companies, dividends, purchase of ownership rights and right for perpetual usufruct of real estate,
- participation in income from taxes from the state budget (PIT and CIT)
- other incomes, such as:
  - legacies, donations,
  - interest from untimely payments,
  - incomes obtained by municipal budget units and payments from municipal budget companies,
  - share in incomes obtained in favour of state budget resulting from other tasks delegated via legal acts,
  - interest from funds collected in bank accounts,
  - donations from budget of other units of local government,
  - funds for co-financing of own tasks obtained from other sources.

**Chart 14. Own income structure from 2006 to June 30, 2010 w %**

Source: own study based on data of Budgeting and Analysis Department of the Municipal Office

As can be seen in the graph above, it is share in taxes from state budget and incomes from taxes and local fees, which constitute the largest share in municipality's own income. This confirms an ever growing development of the City of Gliwice. Local local government has influence over application to residents of reliefs, exemptions, extinctions and deferrals with reference to taxes and fees. Thus affecting the economic development of the municipality, it indirectly influences the scope of tax base. For this reason, the better developed the municipality, the higher the incomes from income tax. High portion of own incomes in the first half of 2010 is related primarily to the payment by Agencja Rozwoju Lokalnego Sp. z o.o. of the amount constituting an equivalent of VAT tax, due to contribution of property produced within the framework of Nowe Gliwice project.

### 5.2.2. Structure of incomes to the City budget from taxes and local fees

Incomes from taxes and local fees account for approx. 20% of incomes of the City budget. The largest share in this group of incomes was the real estate tax. In the years 2006-2009 this tax indicated an increasing trend. High execution of incomes from real estate tax resulted from i.a. execution from PKP SA of arrears for the period from 2004 to March 2007, as well as payment of arrears by Huta "Gliwice" under liquidation. Also an increase of sale of flats by housing co-operatives to private persons resulted in an increase. Additionally, in 2009 a large portion of real estate taxed before with farmer tax was subject to real estate tax. Tax from civil law actions is charged and transferred by Inland Revenue services in the entire country. Execution of incomes in this respect is affected by the number of civil law actions, which results from the economic situation of the country. In 2007 a single increase in income from this tax took place (which amounted to PLN 13,200,000), which was due to capital increase of Vattenfall Poland Sp. z o.o.

It was the treasury fee and transport fee which had the highest share in incomes from fees. Treasury fee is charged on various office services, thus the income from it depends on the number of

certificates issued, both in terms of administrative and court issues. In case of transport fee, its amount depends on the number of motions turned in by customers for documents such as: driving licences, tram permits, driving instructor IDs, parking cards, proofs of registration, control stickers, legislation stickers, vehicle cards or registration plates.

### 5.3.Characteristics of expenditures in particular budget departments

Budget expenditures are monetary evidence for completion of tasks of both the state and local government. They may be grouped according to very different criteria. The table below presents division of expenditures according to their use – ongoing and property.

Table 20. Structure of expenditures from 2006 to June 30, 2010 [kPLN]

Particulars	2006	2007	2008	2009	30.06.2010
Total expenditures, including:	628,950	720,975	738,072	745,654	342,914
Ongoing expenditures	506,011	521,762	562,269	620,705	313,760
Property expenditures, including:	122,939	199,212	175,803	124,948	29,154
Investment expenditures	107,939	182,892	155,201	107,692	22,768

Source: Budgeting and Analysis Department of the Municipal Office

The structure of expenditures clearly indicates a very large burden of the City budget with ongoing expenditures. Those expenditures oscillate at the level of 80% of all expenditures and they indicated an increasing tendency every year. High level of ongoing expenditures results from a greater number of tasks being transferred from state administration to local government.

Property expenditures account for approx. 20% of all expenditures. They do not include expenditures for repairs or external subsidies, obtained for investments in the form of donation or aid, since they are included in ongoing expenditures. Using the possibility to finance investments from ex-budget sources was one of the assumptions of the investment policy of the City's local government.

From 2006 to 2007 the largest portion of funds within ongoing expenditures was allocated to education and upbringing – they accounted for approx. 33% of all ongoing expenditures. The next in line was social aid (approx. 16%) and flat management (approx. 15%). The level of property expenditures in 2006-2009 resulted from execution, i.a., of such investments as: "Rearrangement of part of road 88", "Drogowa Trasa Średnicowa GOP Katowice-Gliwice ring road", "Renovation of post-industrial zone Nowe Gliwice", "Extension of cycling paths", "Construction of indoor swimming pool" thermal modernizations of educational facilities of Gliwice or construction of council flats. A detailed list of investments completed from 2006 to June 30, 2010 can be found in Chapter "Investments" of this report.

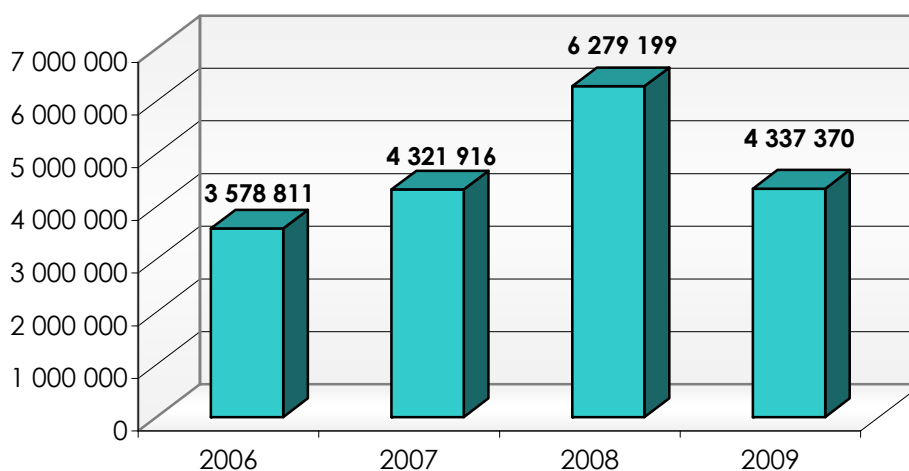
### 5.4.Managing the City's financial liquidity

Managing the City's financial liquidity consists of monitoring of its financial standing, optimization of financial flows, cooperation with banks and other institutions in the scope of managing temporarily

free cash, selection and implementation of optima sources and forms of financing of investments, non-investment projects or budget deficit. Moreover, the City cooperates with the European Investment Bank in the scope of obtaining a framework loan for the completion of the City's investment programme, consisting of a number of smaller investments, as well as in the scope of obtaining a loan for construction of leisure hall "Podium". This perimeter covers also tasks related to repayment of interest, loan fees and monitoring and execution of loan agreements.

The highest incomes from interest on long-term deposit accounts and consolidated account in the period from 2006 to 2009 fell in 2008. The chart below presents the value of income in this respect in the past four years.

**Chart 15. Incomes from interest for long-term deposits and consolidated account from 2006 to 2009.**



Source: Budgeting and Analysis Department of the Municipal Office

In 2008 Fitch Ratings assigned a rating to the City of Gliwice. Rating allows for determining financial credibility of the entity subject to evaluation and its ability to meet its financial obligations. A rating given once is subject to review on annual basis and, depending on the economic and financial standing, may be raised or lowered.

On December 11, 2008 Fitch Ratings assigned international ratings for long-term debt in domestic and foreign currency at BBB and long-term domestic rating at A (Pol). The rating prospect was stable. Rating BBB means expectations for low credit risk and the ability to satisfy financial obligations is deemed sufficient. Domestic A rating (pol) means that a given issuer or issue is "credible" against other available in a given country. Rating prospect determines the direction, in which the long-term rating may go in a year or two.

Fitch updated the rating on December 18, 2009. It confirmed long-term international ratings of Gliwice in domestic and foreign currency at BBB, domestic rating at A (pol) and stable rating prospect.

In a credit report it published, Fitch Ratings paid attention to:

- good economic indicators of Gliwice, significantly higher than domestic average. The good economic condition of the City is confirmed, i.a. by low unemployment and high average remuneration.
- High number of economic entity operating in the City, related to the subzone of KSSE. However, high concentration of employment in automotive industry makes the City sensitive to its slowdown.

- Increase of tax income in 2010-2012; tax income of Gliwice is going to increase slightly due to forecast low pace of economic growth in those years and the fact that entire results of lowering PIT rates will only be reflected in the City budget in 2011.
- Increase of completion of investments planned for following years, which may result in increase of debt; debt service should not put too much pressure on the budget, since the City is planning to use the long-term loans from the European Investment Bank on preferential terms.
- Good financial liquidity in the past two years.

The ratings assigned reflect good results of budget management, financial flexibility, low debt, as well as very good economic situation locally and its development prospects.

Table 21. Ratings of selected cities

City	Agency	International rating	Domestic rating
Bielsko-Biała	Fitch	BBB+	AA- (pol)
Częstochowa	Fitch	BBB	none
<b>Gliwice</b>	<b>Fitch</b>	<b>BBB</b>	<b>A (pol)</b>
Katowice	Fitch	A-	none
Kraków	Standard & Poor's	A-	none
Opole	Fitch	none	BBB (pol)
Ruda Śląska	Fitch	none	A- (pol)
Rybnik	Fitch	none	A (pol)
Zabrze	Fitch	BBB-	A- (pol)

Source: Financial Liquidity Management Office of the Municipal Office, based on data from websites of other cities and information websites as of July 1, 2010.

Description of international ratings:

A – high credit quality

BBB – good credit quality

Description of domestic ratings:

AAA – highest credit quality

AA - very high credit quality

A - high credit quality

BBB – appropriate credit quality

## 5.5. Projects subsidized with EU funds

Due to Poland's membership in the EU, an important supplement to the City budget are funds obtained from the EU in the framework of operational programmes. In the period subject to this Report projects were executed in Gliwice, which received funding within the scope of pre-accession funds (PHARE, ISPA), as well as within the scope of two EU financial perspectives: 2004-2006 and 2007-2013.

### 5.5.1. Pre-accession funds

The largest projects executed with the use of pre-accession funds, whose completion finished in the period subject to this Report include: "Modernization of waste water management in Gliwice – stage I" and "Renovation of post-industrial zone Nowe Gliwice".

The first project was subsidized with ISPA funds. When Poland joined the EU, the ISPA Fund stopped functioning, and project financing was continued from the Cohesion Fund. Total project value executed in 2001-2010 amounted to EUR 45.7 m, out of which approx. EUR 21 m (53% of qualified costs) was financed from EU budget.

In September 2010 the investment described above was officially inaugurated. The result was establishing 109 km of sanitary sewage system, 52 km of rainwater system, as well as renovation of general sewage system, which is 7.4 km long and setting up 7 waste water pumping stations. EU funds are also going to finance the second stage of modernization of waste water management in Gliwice - Przedsiębiorstwo Wodociągów i Kanalizacji has already secured funds for its completion within the Operational Programme of Infrastructure and Environment.

The second significant project subsidized with pre-accession funds is "Renovation of post-industrial zone Nowe Gliwice". Its completion lasted from 2005 to February 2009. Its total value amounted to EUR 21 m, out of which 9.5 m came from PHARE Fund. As a result of project completion, the area of 15.86 ha which used to be liquidated coal mine "Gliwice" along with its buildings, was transferred into the zone of education and business. Currently seats of Gliwice Higher School of Entrepreneurship and Foreign Language Teacher's College are located here, as well as the incubator of entrepreneurship. As on June 30, 2010, 33 new companies employing the total of 571 persons operated in Centre for Education and Business Nowe Gliwice.

### 5.5.2. Financial period of 2004-2006

Within the framework of operational programmes functioning in 2004-2006, the City of Gliwice together with District Labour Office submitted 24 requests for subsidies, out of which 21 were assessed positively and granted subsidies. This allowed obtaining as much as almost PLN 50 m. The list of applications submitted divided into particular operational programmes can be found below.

Table 22. List of applications submitted within the framework of particular operational programmes: 2004-2006

<i>Programme name</i>	<i>No. of projects subsidized</i>	<i>Amount subsidized (PLN m)</i>
Integrated Operational Programme of Regional Development (ZPORR)	13	PLN 5.66 m
Sectoral Operational Programme of HR Development (SPO RZL)	7	PLN 4.10 m
Sectoral Operational Programme on Transport (SPOT)	1	PLN 39.73 m

Source: self study of City Development Department of the Municipal Office

The biggest project completed within the framework of this financial period was "Reconstruction of part of road 88". Total value of project executed from 2004 to 2007 amounted to PLN 71.67 m, whilst EU subsidy accounted for 55.42% of this amount, i.e. PLN 39.73.

The second biggest undertaking subsidized with EU structural funds was "Revitalization of the Piast Castle – establishing the Centre of Cultural Information and Regional Education". The project was completed in 2008, and its total cost amounted to PLN 3.67 m. The project was subsidized with the amount of PLN 0.94 m, which came from the European Regional Development Fund. As a result of this undertaking, a modern permanent exhibition was prepared (covering archaeology, history and ethnography). Thanks to the investment completed, it was possible to start new museum and educational programmes. Within the scope of the project cultural and tourist information point was set up.

With the participation of EU structural funds for 2004-2006 diagnostic equipment for municipal hospital was purchased: ophthalmological ultrasound, X-ray equipment and ECG equipment (PLN 0.6 m).

Subsidies from EU budget were also granted to project of non-investment nature, carried out by the Municipal Office as well as units reporting to it. Among those project were i.a. scholarships for pupils and students, activating projects for the unemployed as well as projects aimed at increasing the level of innovativeness among companies operating within the province.

### 5.5.3. Financial period of 2007-2013

Under the current financial period so far 56 applications for subsidies of municipal projects were submitted, out of which 25 have already been granted subsidies. 12 of the applications are still under evaluation. The total value of subsidies for undertakings planned amounts to over PLN 207 m. Due to the fact that under current financial period application submissions and evaluations are still in progress, the values presented are not final.

The list of applications for subsidies for EU funds for the period of 2007-2013 is presented in the table below.

Table 23. List of projects applying for EU funds foreseen for 2007-2013

<i>Programme name</i>	<i>No. of projects subsidized</i>	<i>Amount subsidized (PLN m)</i>	<i>No. of projects under evaluation</i>
Regional Operational Programme for the Province of Silesia for 2007-2013 (RPO WSL)	6	152.44	4
Operational Programme for Infrastructure and Environment (POIŚ)	1	35.39	2
Operational Programme of Human Capital (POKL)	16	18.65	6

Source: self study of City Development Department of the Municipal Office

The most significant investment for the City, which is financed with EU funds, is the "Construction of modern leisure and sports hall PODIUM", which is listed as key project under RPO WSL. The new hall is to be set up in the place of devastated 20<sup>th</sup> anniversary stadium. It is going to be a multi-functional facility, adapted to accommodate various shows, cultural, musical and sports events, as well as exhibitions and fairs with the rank of world championships. The main hall is going to seat 16,600 viewers and the smaller hall constituting part of the facility (training arena) – 3,018 viewers. The project is of supralocal character and has been deemed as investment of particular importance to the development of the Silesian region. The total cost is estimated at PLN 365.02 m and the subsidy is going to amount to PLN 141.6 m. The timeline foresees its completion for the end of 2013.

The second investment in Gliwice in terms of significance is continuation of modernization of the water and sewage system, carried out by Przedsiębiorstwo Wodociągów i Kanalizacji. The subsidy from POIŚ amounts to almost PLN 35.39. The project scope assumes construction of pipelines of 2.3 km in length and sanitary sewage system of 2.5 km in length, modernization of Central Waste Water Treatment Station and the Water Treatment Plant in Łabędy. The total cost is estimated at PLN 94.60.

Moreover, the City participates in projects carried out within the framework of international cooperation under the URBACT programme and the Programme for Central Europe:

- Integrated urban actions in favour of support and financing of innovative economies, as well as small and medium companies(FIN-URB-ACT).
- Via Regia Plus – regional cooperation along III Paneuropean Transport Corridor.

Apart from the projects listed above, Gliwice educational facilities have actively used the funds available within the framework of European Commission programme "Learning throughout life – Comenius". The total value of funds obtained from this source to date for projects of educational character amounts to PLN 600,000. Detailed information on educational projects can be found in "Education" chapter.

The EU funds obtained by the City for completion of projects place Gliwice in the 15<sup>th</sup> position in Poland in the ranking *European Municipality-European City 2010* carried out by Dziennik-Gazeta Prawna<sup>4</sup>. The ranking takes into account all aid programmes, whose beneficiaries are both local government authorities as well as companies, farmers and NGOs, and it takes into account funds from the EU budget from the periods 2004-2006 and 2007-2013 (excluding pre-accession programmes). The data for the ranking comes from the documents of the Ministry of Regional Development, Polish Agency of Entrepreneurship Development and the Agency for Modernization and Restructuring of Agriculture. As per data on the first half of April 2010, total value of subsidies for the City of Gliwice amounts to **PLN 459,329,680**, which accounts for the amount of **PLN 2,335.55** per resident<sup>5</sup>.

---

<sup>4</sup> Source: [http://www.gazetaprawna.pl/serwis/samorzad/ranking\\_gmin\\_2010](http://www.gazetaprawna.pl/serwis/samorzad/ranking_gmin_2010)

<sup>5</sup> Number of residents as per Chief Statistical Office data



## 6. Investments

### 6.1. Amount of investment expenditures

In the years subject to this report investment expenditures amounted to almost PLN 580 m. The percentage share of investment expenditures in total expenditures from the city budget is presented in the table below.

Table 24. Share of property expenditures in total expenditures from 2006 to June 30, 2010 [kPLN]

Particulars	2006	2007	2008	2009	30.06.2010
Total expenditures	628,950	720,975	738,072	745,654	342,914
Property expenditures	122,939	199,212	175,803	124,948	29,154
Investment expenditures	107,939	182,892	155,201	107,692	22,768
Share of investment expenditures in total expenditures	17.16%	25.37%	21.03%	14.44%	6.64%

Source: Budgeting and Analysis Department of the Municipal Office

Investment expenditures presented above do not include expenditures for renovations, which constitute a component of ongoing expenditures or so-called "external" amounts, which were obtained for investments in the form of donation, subsidy or EU funds. Full list of undertakings of the City of Gliwice, which were granted EU funds can be found in the previous chapter on "City Budget".

Moreover, local government authorities make efforts to obtain funds for investments also from domestic funds – from The Provincial Environmental Protection and Water Management Fund (WFOŚiGW) or programmes carried out by particular Ministries.

Within the 2<sup>nd</sup> edition of the National Programme for Reconstruction of Local Roads 2008-2011 two applications submitted by the City: "Construction of 3 bus bays within KSSE in ul. L. Wyczółkowskiego in Gliwice" and "Reconstruction and repair of ul. Główna" received positive evaluation of Evaluation and Project Selection Committee. The City received PLN 3 m for already completed investment at ul. Główna. The decision regarding subsidy for the first project will be taken by the end of 2010. With the support of WFOŚiGW thermal modernization works were completed in a number of Gliwice educational facilities. The total amount spent on thermal modernization of public utility buildings in 2005-2009 was almost PLN 43 m. Moreover, within the framework of "Orlik" programme of the Ministry of Sport and Tourism and the Marshal's Office of the Province of Silesia subsidies were obtained for construction of sports complex in ul. Jasna, and the construction of indoor swimming pool "Olimpijczyk" in Kąpielisko Leśne was subsidized with funds from Physical Culture Development Fund of the Ministry of Sport and Tourism for investments of exceptional significance for sport.

Local government authorities are also making efforts for the urban infrastructure to be modernized by private investors, who invest in Gliwice. Among investments of this type are: construction of new intersection of road no. 88 at entrance to ul. Gen. L. Okulickiego, which was financed by Carrefour on the occasion of construction of ARENA Shopping Mall, construction by SEGRO company of logistic and industrial complex Tulipan Park Gliwice with new road intersection on road no. 88 near

the exit to A4 motorway. Investment which was entirely completed and financed by Auchan Polska was rebuilt road system in the area of intersection of ul. Rybnicka and Knurowska, which resulted from construction of a shopping mall.

## 6.2. Structure of investment expenditures

The tables below present investment expenditures listed as per budget classification criteria and as share in the total expenditures.

Table 25. Investment expenditures as per budget classifications from 2006 to June 30, 2010 [kPLN]

Particulars	2006	2007	2008	2009	30.06.2010
Total investment expenditures	107,939	182,891	155,01	107,692	22,768
Transport and connectivity	29,502	77,262	38,979	20,625	6,729
Flat management	15,228	11,398	11,818	6,051	962
Services	1,213	1,579	11,481	2,466	88
Public administration	1,722	3,440	6,427	6,980	935
Public safety and fire protection	696	890	2,519	3,363	63
Education and upbringing, educational upbringing care	21,390	22,116	16,512	15,267	2,182
Healthcare	11,817	2,250	2,809	2,152	483
Social aid and other tasks within social policy	1,225	2,528	1,867	798	350
Communal Management and environmental protection	17,965	51,834	39,763	16,848	1,911
Culture and protection of national heritage	3,042	5,184	2,820	6,145	100
Physical culture and sport	4,139	4,409	20,208	26,997	8,965

Source: Budgeting and Analysis Department of the Municipal Office

Table 26. Investment expenditures as per budget categories as percent of general investment expenditures from 2006 to June 30, 2010 [%]

Particulars	2006	2007	2008	2009	30.06.2010
Transport and connectivity	27.33	42.24	25.12	19.15	29.55
Flat management	14.11	6.23	7.61	5.62	4.23
Services	1.12	0.86	7.40	2.29	0.39
Public administration	1.59	1.88	4.14	6.48	4.11
Public safety and fire protection	0.64	0.49	1.62	3.12	0.28
Education and upbringing, educational upbringing care	19.82	12.09	10.64	14.18	9.59
Healthcare	10.95	1.23	1.81	2.00	2.12
Social aid and other tasks within social policy	1.13	1.38	1.20	0.74	1.54
Communal Management and environmental protection	16.64	28.34	25.62	15.64	8.39
Culture and protection of national heritage	2.82	2.83	1.82	5.71	0.44
Physical culture and sport	3.83	2.41	13.02	25.07	39.37

Source: Budgeting and Analysis Department of the Municipal Office

Categories, which included the highest investment expenditures from 2006 to June 30, 2010 include "Transport and connectivity", „Communal management and environmental protection", "Education and upbringing" as well as "Physical culture and sport". At the same time, the highest increase of percentage share of investment expenditures since 2006 has taken place in "Physical culture and sport" category. This results, i.a. from construction of two indoor swimming pools: in Kąpielisko Leśne and Sośnica in ul. Dzionkarzy. Moreover, this category in budget plans for 2010 contains expenditures related to construction of leisure and sports hall PODIUM, construction of a football pitch in ul. S. Okrzei as well as construction of sports and cultural centre "Łabędź".

Among road investments primarily works related to construction of ring roads must be mentioned: both Western and so-called Central. Details on the most significant road undertakings can be found in the next subchapter. Within the category of "Communal management and environmental protection" from 2006 to June 30, 2010 the highest expenditure occurred due to completion of the following project: "Renovation of post-industrial zone – Nowe Gliwice", with modernization of urban parks and squares and management of the area next to Gliwice Radiostation. Within the latter, the area of the radio station was completely rebuilt. A number of objects of so-called small architecture were established and modern lighting of the mast was installed. The area around Gliwice Radiostation was awarded the title of "The best public space in the Province of Silesia of 2010" in the category of "Urban planning" in a competition organized by the Management of the Province of Silesia under the patronage of the Marshal of Silesia.

In the category of "Education and upbringing" high level of investment expenditures resulted primarily from successive thermal modernization of educational facilities.

### **6.3. List of large undertakings (exceeding PLN 500,000) carried out from 2006 to June 30, 2010**

Details related to investment expenditures and renovations in particular budget categories are presented below.

#### *Investments and renovations in the scope of transport*

##### *2006*

- Renovation of ul. Kopalniana was completed and a binding location decision of Bojkowska-Kopalniana part was obtained. Those actions are part of an undertaking aimed at creating so-called Central Ring Road – connection of ul. Żwirki i Wigury with ul. Kujawska. Cost incurred - PLN 1, 09215 thousand
- Reconstruction design of ul. L. Okulickiego and construction of road between ul. Gen. Wł. Andersa and J. Sowińskiego (first unit of ring road) was prepared. Those actions are part of an undertaking aimed at creating the Western part of the ring road – from intersection of Road 88 to ul. Rybnicka. Cost incurred: PLN 771.24 thousand.

- Road connecting ul. Pszczyńska with ul. Bojkowska was built with the length of 1,400 m with two roundabouts and pedestrian and cycling path, equipped in rain water drain system and lighting. The new road facilitates travel from the southern part of Gliwice part of KSSE and to the Centre for Education and Business "Nowe Gliwice". Cost incurred: PLN 10,068.84 thousand. The task was partly financed with subsidy of the Governor in the amount of PLN 3,893.40 thousand.
- Stage I of reconstruction of part of road 88 was completed: intersection Kleszczów – Central Cemetery. Preparatory work was carried out – trees and bushes were cut which collided with reconstruction of road 88. Cost incurred: PLN 11,650.25 thousand.

## **2007**

- Western part of city ring road – from intersection of road 88 to ul. Rybnicka – continuation of works. The reconstruction of fencing of Central Cemetery was completed, rain water drain system was installed. From ul. Gen. Wł. Andersa to ul. J. Sowińskiego road works were carried out, reconstructions required completed, underground fitting networks secured, street lighting installed, the ground was reinforced and partly road construction. Reconstruction of gas pipelines was assigned in the area of intersection with ul. Sowińskiego. Cost incurred: PLN 6,763.88 thousand.
- Reconstruction of road 88 – stage I: intersection Kleszczów-Central Cemetery – 7.16 km of reconstructed road was commissioned. Cost incurred: PLN 71,568.92 thousand.
- Repair of road 88 – 12,965 m<sup>2</sup> of bituminous cover of 7 cm thickness were laid down. Cost incurred: PLN 831.77 thousand
- Modernization of ul. Wiejska – replacement of road surface. Cost incurred: PLN 647.24 thousand.
- Modernization of ul. Przyszowska including replacement of pavement surface. Cost incurred: PLN 1,651.90 thousand.
- Modernization of ul. Kormoranów including replacement of car park surface. Cost incurred: PLN 754.85 thousand.
- Modernization of road from Rzeczyce to entrance to Tulipan Park. Cost incurred: PLN 1,869.66 thousand
- Modernization of ul. Stepowa. Cost incurred: PLN 962.74 thousand
- Modernization of flyover along ul. Knurowska. Cost incurred: PLN 730.93 thousand

## **2008**

- Western part of city ring road – from intersection of road 88 to ul. Rybnicka – continuation of works. Construction of the part of road from intersection with road 88 to ul. J. Sowińskiego was completed. The part consists of reconstructed ul. gen. L. Okulickiego and new part of the road from Andersa to Sowińskiego with the total length of 1.2 km. Within the scope on investment the intersection with ul. Andersa was rebuilt and traffic lights were installed. Also, works were carried

out related to preparation of investment for parts from ul. Sowińskiego to ul. I. Daszyńskiego and from Daszyńskiego to Rybnicka. Cost incurred: PLN 6, 727.20 thousand.

- Extension of ul. Kosów with connection to intersection of ul. Dolnej Wsi and Nowy Świat. The newly constructed road is about 0.6 km in length. It is equipped with rain water drain system and lighting. It also has pedestrian and cycling path. Cost incurred: PLN 7,605.85 thousand.
- Reconstruction of ul. Toruńska. The investment consisted of reconstruction of ul. Toruńska from intersection with ul. Lotników to ul. Rybnicka and of a new road from ul. Lotników to ul. Bojkowska with the total length of 1.36 km. Moreover, multi-space bus bay was constructed and the road was equipped with pavements, rain water drain system and street lighting. Cost incurred: PLN 7,686.08 thousand.
- Reconstruction of ul. Leona Wyczółkowskiego from city border to intersection with ul. Kozielska. Cost incurred: PLN 1,452.80 thousand
- Reconstruction of ul. E. Żabińskiego. Replacement of asphalt and concrete road construction was carried out throughout the length of the street and bus bays; pavements were constructed. Cost incurred: PLN 2,583.24 thousand.
- Reconstruction of ul. Pliszki. Renovation of road surface throughout the length of the street, repair of pavements and construction of new car parks. Cost incurred: PLN 1,486.44 thousand.
- Reconstruction of ul. Przyszowska (stage II). Renovation and construction of pavements and construction of new bus bays. Cost incurred: PLN 732.27 thousand.
- Modernization of ul. Młyńska. All road elements were replaced: road and pavement construction, kerbs. At the intersection with ul. Dolnych Wałów an island channelling traffic and pedestrians was constructed (barriers). Cost incurred: PLN 675.15 thousand.
- Modernization of ul. A. Asnyka. Pavement surface and kerbs replaced. Cost incurred: PLN 664.20 thousand.
- Reconstruction of ul. Wilgi. Replacement of road construction, pavements and car parks. Cost incurred: PLN 548.71 thousand.
- Reconstruction of ul. P. Strzeleckiego. Construction of road throughout the length with elements of dewatering. Cost incurred: 924.95 thousand.
- Reconstruction of ul. I. Domeyki. Road constructed throughout the length with elements of dewatering. Cost incurred: PLN 1,334.21 thousand.
- Repair of flyover over ul. Folwarczna along road no. 88 (Al. Jana Nowaka-Jeziorańskiego). Cost incurred: PLN 1,251.04 thousand.

## **2009**

- Modernization of ul. Kosmonautów. Replacement of all road elements: road and pavement construction, kerbs. Cost incurred: PLN 506.41 thousand.

- Modernization of ul. Św. Marka. Repair of road surface throughout the length of the street, renovation of pavements and construction of parking spaces. Cost incurred: PLN 734.10 thousand.
- Modernization of ul. Wita Stwosza. Renovation of road surface the length of the street, renovation of pavements and construction of parking spaces. Cost incurred: PLN 617.81 thousand.
- Modernization of ul. Dolnej Wsi. Renovation of pavement surface and kerb replacement. Cost incurred: PLN 2,391.65 thousand.
- Modernization of ul. Mewy. Renovation of pavements and road surface, construction of parking spaces. Cost incurred: PLN 537.90 thousand.
- Modernization of ul. H. Sienkiewicza. Renovation of pavement surface, construction of parking spaces. Cost incurred: PLN 761.28 thousand.
- Modernization of ul. Toszecka from Sokół to Floriańska. Renovation of pavement surface. Cost incurred: PLN 611.58 thousand.
- Modernization of ul. W. Styczyńskiego. Renovation of pavement surface, construction of parking spaces. Cost incurred: PLN 611.58 thousand.
- Modernization of ul. Obrońców Westerplatte. Renovation of road surface throughout street length, renovation of pavements and parking spaces. Cost incurred: PLN 720.22 thousand.
- Modernization of ul. Zygmuntońska from Orion to PKM stop. Renovation of road surface, renovation of pavements and construction of parking spaces. Cost incurred: PLN 1,330.63 thousand.
- Modernization of pl. Jaśminu. Renovation of road surface, renovation of pavements and construction of parking spaces. Cost incurred: PLN 931.79 thousand.
- Modernization of ul. T. Edisona. Renovation of road surface, replacement of removable layer. Cost incurred: PLN 666.83 thousand.
- Modernization of bridge over Żernicki stream along road DK88 (Al. Jana Nowaka-Jeziorańskiego). Complex renovation of bridge covering repair of damaged parts and construction reinforcement, as well as replacement of fittings. Cost incurred: PLN 1,063.30 thousand.
- Modernization of ul. Dolna, Poczłowa, J. Rymera. Renovation of road and pavement surface. Cost incurred: PLN 510.00 thousand

#### ***First half of 2010***

- Major modernization of ul. Główna from no. 8 estate to Plac Niepodległości. Works started in October 2009; the road was commissioned in September 2010. Cost incurred: PLN 5,219 thousand.

- Modernization of road to Rzeczyce. Road surface replacement – approx. 400 m, new dewatering system of the road (ditches along the road), embankments. Cost incurred: PLN 1,120.00 thousand.

### *Investments and renovations in the scope of municipal cemeteries*

#### *2006*

- Simplified technical documentation was drawn up for hardening the surface in the following cemeteries: Lipowy and św. Jacka. Surface was hardened in św. Jacka cemetery. Documentation on design and cost estimate was drawn up for cemeteries in ul. Wrzosowa, Lipowy and Centralny, as well as fencing around cemeteries in ul. Wrzosowa, Lipowy and in Wilcze Gardło. Cost incurred: PLN 837.65 thousand.

#### *2007*

- Surface was hardened in Lipowy cemetery, monument of national memory was rebuilt in Central Cemetery. Geodetic inventory taking was performed in ul. Wrzosowa, Lipowy, św. Jacka and Centralny. Design documentation for modernization of Central Cemetery fencing was updated. Renovation and modernization of water and sewage pipelines as well as rainwater drain system at Central Cemetery and Lipowy was completed. Costs incurred: PLN 1,579.03 thousand.

#### *2008*

- The area of ~ 2.52 ha in Central Cemetery was managed, the following works were carried out: fencing, drain system, rain water drain system, pipelines, hardening of alleys and small architecture – columbarium, cross, utility squares and greenery. Costs incurred: PLN 3,086.76 thousand.
- Renovation of roof and foundations of the cemetery chapel in Central Cemetery, painting of stone fencing, renovation of warehouse building and design of plaque after crematorium. In Lipowy Cemetery fencing was made of brick, water and sewage systems were modernized, surface was hardened. In cemetery in ul. Wrzosowa the chapel was painted. Costs incurred: PLN 4,689.40 thousand.

#### *2009*

- Renovation works were continued in Central Cemetery and in cemetery in Ligota Zabrska. Costs incurred: PLN 2, 187.32 thousand.

*Investments and renovations in the scope of public administration*

*2006*

- Implementation of IT System for Municipality Management (ISZG) and System for electronic communication for Public Administration (SEKAP). Costs incurred: PLN 1, 328.26 thousand.

*2007*

- Implementation of IT System for Municipality Management (ISZG). Costs incurred: PLN 3, 075.33 thousand.

*2008*

- Implementation of IT System for Municipality Management (ISZG). Costs incurred: PLN 2,235.43 thousand.
- Setting up Municipal System for Spatial Information – purchase of hardware and software. Costs incurred: PLN 890.60 thousand.
- Modernization of Municipal Office facilities – antidumpness and (external) thermal walls of Municipal Office building basement with rain water drain system from the roof. Modernization and reconstruction of building interior was started. Costs incurred: PLN 3,099.93 thousand.

*2009*

- Implementation of IT System for Municipality Management (ISZG) with infrastructure of wideband Internet access network while taking into account SilesiaNet project. Supplying users with new applications (City's website). Costs incurred: PLN 1,505.00 thousand.
- Modernization of Municipality Office interiors. Currently the following facilities are available: session room, registry room, conference and banquet rooms. The rooms were equipped with audio-visual equipment. Costs incurred: PLN 6,769.30 thousand.

*Investments and renovations in the scope of public safety and security*

**2008**

- Two heavy fire engines were purchased: SCANIA P380/CB6X6EHZ, 6x6 drive with function for limiting contamination zones and opening water curtains at ground level for the Municipal Headquarters of State Fire Brigade – Rescue and Fire fighting Unit in Pyskowice and Gliwice. Costs incurred: PLN 1,207.10 thousand.
- Computer, data communications and radio equipment was purchased for the Rescue Centre in Gliwice. Costs incurred: PLN 752.96 thousand.

**2009**

- Construction of monitoring system for the City of Gliwice. Costs incurred: PLN 6,233.59 thousand.
- Modernization of dispatch stations of Gliwice Rescue Centre and equipping them with modern data communications and radio equipment. Costs incurred: PLN 968.79 thousand.
- Modernization and extension of early hazard warning system. 31 new generation electronic sirens were installed with new switchboard with control software; acoustic signal covers the entire city. Costs incurred: PLN 852.19 thousand.

*Investments and renovations in the scope of education*

**2006**

- Primary School no. 39 – construction of school building. Costs incurred: PLN 9, 089.04 thousand.
- Primary School no. 2 – adaptation of a room in former Leisure Centre in Wilcze Gardło to a multi-functional room. Costs incurred: PLN 512.73 thousand.
- Primary School no. 5, 9, 10, 41 – thermal modernization of school buildings. Costs incurred: PLN 2,763.86 thousand.
- Primary School no. 5, 7, 11, 36 – modernization of gyms and utility room. Costs incurred: PLN 851.92 thousand.
- Junior Secondary School Complex in ul. Księcia Ziemowita – modernization of school building. Costs incurred: PLN 692.26 thousand.
- Junior Secondary School no. 3, 4, 10 – thermal modernization of buildings. Costs incurred: 1,732.12 thousand.
- ZSO no. 3, ZSO no. 5 and ZSO no. 10 – drawing up of design documentation for thermal modernization of school buildings and execution of thermal modernization at ZSO no. 10. Costs incurred: PLN 608.10 thousand.

- Zespół Szkół Łączności – thermal modernization of the building. Costs incurred: PLN 1,229.93 thousand.
- Upper Silesia Educational Centre – thermal modernization of the building. Costs incurred: PLN 1,866.67 thousand.

## **2007**

- Municipal kindergartens no. 5, 6, 17, 20, 28, 29, 38 – thermal modernization of facilities, including insulation of walls and doors, modernization of heat source and heating installation, renovation of terraces, removal of asbestos and cement plates. Costs incurred: PLN 3,664.51 thousand.
- Primary Schools no. 7, 16, 18, 20 – thermal modernization of facilities, including insulation of walls, ceilings and roofs, replacement of windows and doors, modernization of heat source and heating installation. Costs incurred: PLN 3,594.66 thousand.
- General Secondary Complexes no. 3, 5, 14 – thermal modernization of facilities, including insulation of walls, ceilings and roofs, replacement of windows and doors, modernization of heat source and heating installation (ZSO no. 5 and 14), cleaning of elevation and illumination at ZSO no. 3, modernization of gyms and school entrances at ZSO no. 14. Costs incurred: PLN 5,972.22 thousand.
- General Secondary School no. 3 – thermal modernization of facilities, including insulation of walls, ceilings and roofs, replacement of windows and doors, regulation of heating installation, vertical and horizontal insulation of foundation walls, illumination. Costs incurred: PLN 1,049.86 thousand.
- School Complexes: Mechanical and Electronic, Mechanical and Electric - thermal modernization of facilities, including insulation of walls, ceilings and roofs, replacement of doors, regulation of heating installation, cleaning of elevation and illumination. Costs incurred: PLN 1,171.32 thousand.
- Economic and Service School Complex - thermal modernization of facilities, including insulation of walls, ceilings and roofs, replacement of windows and doors, modernization of heat source and heating installation, cleaning of elevation and illumination. Costs incurred: PLN 1,525.51 thousand.
- Technical and IT School Complex - thermal modernization of facilities, including insulation of walls and ceilings, replacement of windows and modernization of heat source and heating installation, disassembly of asbestos and cement plates. Costs incurred: PLN 2,824.05 thousand.
- Primary School no. 5 – construction of staircase – stage I. Costs incurred: PLN 1,235.13 thousand.

## **2008**

- Municipal kindergarten no. 3 – thermal modernization of facilities, including insulation of walls and ceilings, replacement of windows and doors, modernization of heating installation,

renovation of terraces and walking paths, insulation of foundation walls. Costs incurred: PLN 575.67 thousand.

- Municipal kindergarten no. 7 – thermal modernization of facilities, including insulation of walls, ceilings and roofs, replacement of windows and doors, modernization of heating and water installation, renovation of walking paths, insulation of foundation walls. Costs incurred: PLN 709,48 thousand.
- Municipal kindergarten no. 36 – thermal modernization of facilities, including insulation of walls, and ceilings, replacement of windows and doors, modernization of heat source, heating and water installation, renovation of walking paths, insulation of foundation walls. Costs incurred: PLN 946.74 thousand.
- Municipal kindergarten no. 41 – thermal modernization of facilities, including insulation of walls and ceilings, replacement of windows and doors, modernization of heat source, renovation of terraces and walking paths, insulation of foundation walls. Costs incurred: PLN 629.10 thousand.
- Primary School no. 1 - thermal modernization of facilities, including insulation of walls, ceilings and roofs, replacement of windows and doors, modernization of heating installation, cleaning of elevation, renovation of walking paths. Costs incurred: PLN 1,847.87 thousand.
- Economic and Technical School Complex - thermal modernization of facilities, including insulation of walls and ceilings, replacement of windows and doors, modernization of heat source, isolation of foundation walls. Costs incurred: PLN 2, 138.13 thousand.
- Primary School no. 21 – modernization of football pitches, including construction of pitches with artificial surfaces. Costs incurred: PLN 1,016.26 thousand.
- Complex of General Secondary Schools no. 5 – modernization of football pitches, including construction of pitches with artificial surfaces. Costs incurred: PLN 831.23 thousand.
- Senior Secondary School Complex - modernization of football pitches, including construction of pitches with artificial surfaces. Costs incurred: PLN 1,989.96 thousand.

## 2009

- General Secondary School Complex no. 4 – thermal modernization and modernization, including insulation of walls and ceilings, insulation of foundation walls, replacement of window woodwork and door metalwork, modernization of entrances and renovation of walking paths and terraces, replacement of heating and hot water installation, replacement of heating network, assembly of external lighting of buildings, replacement of anti-thunder installation, replacement of roof covers. Costs incurred: PLN 4,017.14 thousand.
- Primary School no. 12 - thermal modernization and modernization, including insulation of walls and ceilings, insulation of foundation walls, replacement of window woodwork and door metalwork, replacement of roof cover, replacement of heating and hot water installation, replacement of heating network, assembly of external lighting of buildings, replacement of anti-thunder installation, slope for the disabled, roofing of a gap between segments. Costs incurred: PLN 3,222.84 thousand.
- Complex of Construction and Ceramic School – thermal modernization of facilities, including insulation of walls and ceilings, replacement of windows and doors, modernization of heating and hot water installations, renovation of walking paths, insulation of foundation walls. Costs incurred: PLN 2,334.33 thousand.
- General Secondary School Complex no. 2 and Primary School no. 38 – thermal modernization of facilities, including insulation of walls and ceilings, replacement of windows and doors, modernization of heating and hot water installations, renovation of walking paths, insulation of foundation walls. Costs incurred: PLN 2, 120.51 thousand
- GZKS "Sośnica" building, ul. Sikorskiego 134 – thermal modernization of facilities, including insulation of walls, ceilings, replacement of windows and doors, replacement of heating network, insulation of foundation walls: Costs incurred: PLN 1,612.95 thousand.

### *Investments and renovations in the scope of healthcare and social care*

## 2006

- Municipal Hospital no. 1 – ophthalmological ultrasound was purchased, X-ray machine and biopsy attachment; rooms from basement in segments B and C were adapted, helipad concept was prepared as well as functional and utility project, central sterilization facility was equipped, computers were purchased. Costs incurred: PLN 2,577.50 thousand.
- Hospital Complex no. 2 – EEG equipment was purchased and respirator, rooms of Neurology and Internal Wards were adapted as well as rooms for distribution of meals, the building was insulated, the heating installation was replaced, thermal gauges were installed, lighting in ul. Radiowa was modernized. Costs incurred: PLN 2,370.87 thousand.

- Specialist Hospital – medical equipment was purchased: anaesthetics equipment with anaesthetic respirator, modernization was carried out of heating system. Costs incurred: PLN 3, 965.29 thousand.
- Modernization of football pitch and running track was carried out at Junior Secondary School no. 6 (in the scope of Active Alcohol Prevention) and documentation for modernization of gym at ZSO no. 7 and multi-functional pitch in ul. Piaskowa as well as pitch in ul. Nad Łąkami drawn up, showers installed at the gym at Primary School no. 18. Costs incurred: PLN 1,417.72 thousand.

### **2007**

- Municipal Hospital at ul. Kozielska 8 – thermal modernization of facilities, including: insulation of walls, ceilings in lofts, replacement of window woodwork, modernization of heat source and heating installation, replacement of roof cover, renovation of stairs. Costs incurred: PLN 1,039.41 thousand.

### **2008**

- Hospital no. 1 – modernization of roofs complete. Costs incurred: PLN 733.42 thousand.
- Municipal nurseries -
  - Branch I ul. gen. L. Berbeckiego 10 – technical documentation for concrete staircase drawn up, draining of the area with separate sanitary and rain water drain systems, area paved with cement sett.
  - Branch II ul. Mewy 34 – replacement of heating and hot water installations, thermal renovation of the facility – ground floor, covering the terrace with milled rock tiles.
  - Branch III ul. S. Żeromskiego 26a – replacement of manual lifts for food transport, floors in children's rooms, modernization of fencing, renovation of roof.
  - Branch IV ul. Kozielska 71 – replacement of heating and hot water installations, replacement of entrance doors and passages, renovation of slope for prams and pushchairs.

Costs incurred: PLN 1,184.97 thousand.

### **First half of 2010**

- Hospital no. 3 ul. Radiowa 2 – modernization of segment „A”. Costs incurred: PLN 978.82 thousand.

*Investments and renovations in the scope of communal management, environmental protection and revitalization of post-industrial areas*

**2006**

- Modernization of the city's waste water management – “Master Plan” developed for water and sewage management in Gliwice. Costs incurred: PLN 598.59 thousand.
- Renovation of post-industrial zone “Nowe Gliwice” – undertaking completed in 2005-2009. Costs incurred in 2006 – PLN 15,487.23 thousand. Project subsidized from EU PHARE Fund with the amount of EUR 9.51 m.

**2007**

- Modernization of parks and urban squares, i.a. Plac Grunwaldzki; construction and modernization of playgrounds. Costs incurred: PLN 983.37 thousand.
- Construction of lighting and sewage system in KSSE subzone (completed in the scope of road construction). Task completed in 2007-2008. Cost of road construction with infrastructure incurred in 2007 – PLN 4,781.55 thousand.
- Renovation of post-industrial zone “Nowe Gliwice” – undertaking completed in 2005-2009. Costs incurred in 2007 – PLN 42,090.59 thousand. Project subsidized from EU PHARE Fund with the amount of EUR 9.51 m.
- Adaptation of rooms after former Technical School Complex, ul. Strzelców Bytomskich for the seat of MZUK. Task completed in 2007-2008. Costs incurred in 2007 – PLN 2,013.52 thousand.

**2008**

- Construction of lighting and sewage system in KSSE subzone. Task completed in 2007-2008 in the scope of road construction. Cost of road construction with infrastructure incurred in 2007 – PLN 5,258.31 thousand.
- Modernization of parks and urban squares – modernization of Dessau Square, renovation of alleys in ul. Toszecka and ul. Czapli, as well as tree planting at Plac Grunwaldzki. Costs incurred: PLN 1,536.33 thousand.
- Modernization of Palm House. Costs incurred: PLN 3,362.49 thousand.
- Adaptation of rooms after former Technical School Complex, ul. Strzelców Bytomskich for the seat of MZUK. Task completed in 2007-2008. Costs incurred in 2008 – PLN 4,824.50 thousand.
- Renovation of post-industrial zone “Nowe Gliwice” – undertaking completed in 2005-2009. Costs incurred in 2007 – PLN 22,679 thousand. Project subsidized from EU PHARE Fund with the amount of EUR 9.51 m.

## **2009**

- Modernization of greenery – parks and urban squares. Renovations of Plac Rzeźniczy, Plac Mickiewicza, Plac Jaśminu, square at ul. Korczoka; works started related to modernization of Park Chrobrego; small architecture objects purchased and exhibited. Costs incurred: PLN 2,479.33 thousand.
- Management of area around Gliwice Radiostation – in the scope of the undertaking the water and sewage installation was reconstructed and necessary construction and electrical works were carried out. In the immediate neighbourhood of the tower a central square was designed paved with blocks and granite stones. Apart from walking alleys, granite plant pots and granite and wood benches, two fountains, decorations of stone and glass, new lighting of the mast was installed and a visual monitoring system. Costs incurred: PLN 7,439.23 thousand.
- Modernization of animal shelter. Costs incurred: PLN 699.92 thousand.
- Extension of MZUK head office in ul. Strzelców Bytomskich. Costs incurred: PLN 4,350.55 thousand.

## **First half of 2010**

- Modernization of square in ul. Narutowicza in Gliwice-Łabędy – arrangement and renovation of greenery, arrangement of traffic routes, playgrounds, skate park, sports square, small architecture, lighting of walkways. Costs incurred: PLN 1,201.00 thousand.

### ***Investments and renovations in the scope of physical culture and sport***

## **2006**

- Lighting of "Piaśt" stadium. Costs incurred: PLN 2,684.09 thousand.
- Thermal modernization of ŁTS Łabędy completed, modernization of "Carbo", modernization of tennis courts. Delivery of curling stones completed. Costs incurred: PLN 692.47 thousand.

## **2007**

- Visual monitoring of "Piaśt" Stadium. Costs incurred: PLN 592.08 thousand.
- Construction of multi-functional pitch in ul. Piaskowa in Gliwice. Costs incurred: PLN 1,053.93 thousand.
- Modernization of pitch and running track as well as jump at Primary School no. 39, construction of pitch in os. Gwardii Ludowej, skate park, modernization of electro-energy charging system at "Piaśt" Stadium, modernization of building at RKS Fortuna Stadium, designs of modernization of Piaśt facilities in ul. Robotnicza and ul. Sokół, tennis courts in ul. Kosynierów. Costs incurred: PLN 1,372.47 thousand.

## **2008**

- Construction of complex of two pitches in the scope of ORLIK 2012 with infrastructure and changing rooms with sanitary facilities in ul. Jasna. Costs incurred: PLN 2,250.01 thousand.
- Modernization of sports facility of GKS "Piaś" in ul. Robotnicza and construction of sports grounds in os. Gen. J. Bema. Costs incurred: PLN 634.78 thousand.
- Thermal modernization of leisure and sports hall "Sośnica" in ul. Gen. Wł. Sikorskiego. Costs incurred: PLN 1,940.15 thousand.

## **2009**

- Construction of indoor swimming pool "Olimpijczyk". Undertaking completed in 2008-2009; the swimming pool was commissioned on January 21, 2010. Costs incurred: PLN 35,002.00 thousand.
- Modernization of sports facilities in ul. Fiołkowa and ul. Sokoła. Costs incurred: PLN 510.71 thousand.
- Modernization of facilities manager by TUR GLIWICE. Costs incurred: PLN 952.87 thousand.
- Building of GZKS "Sośnica" in ul. gen. Wł. Sikorskiego – thermal modernization of facility, including insulation of walls, ceilings, replacement of windows and doors, replacement of heating network, insulation of foundation walls. Costs incurred: PLN 1,612.95 thousand.

## **First half of 2010**

- Construction of multi-functional pitch and basketball pitch, as well as renovation of gym at ZSO no. 5. Costs incurred: PLN 1,602.27 thousand.

### ***Investments and renovations in the scope of culture and national heritage protection***

## **2006**

- Ruins of Municipal Theatre – i.a. foundation works were carried out, floor insulation, installation of emergency lighting, fire installation, ground reinforcement and filling in walls and pillars. Rooms in the building were adapted for offices of the management company, Accounting department of Gliwice Music Theatre and Municipal Cultural Magazine. Costs incurred: PLN 900.92 thousand.
- Gliwice Music Theatre – thermal modernization of the building, replacement of windows and doors. Costs incurred: PLN 1,516.87 thousand.

## **2007**

- Gliwice Music Theatre – the adaptation of rooms to offices in the Ruins of Municipal Theatre was completed, which was started in 2006; stage I of modernization of former "Bajka" cinema was completed and stage II started. Multimedia projector was purchased for "Amok" study cinema. Costs incurred: PLN 3,365.24 thousand.

- Museum – the task of “Revitalization of the Piast Castle – establishing Centre for Information and Regional Education” started in 2006 was completed. Impregnation of Radiostation tower was completed. Costs incurred: PLN 1,029.49 thousand.
- Czechowice Cultural Centre – adaptation of building at ul. Nad Łąkami 1 to be used by Czechowice Cultural Centre. Costs incurred: PLN 699.43 thousand.

## 2009

- Gliwice Music Theatre – modernization of “Bajka Scene – Amok Cinema” (2007-2009). The facility of former “Bajka” cinema was modernized. Two modern rooms were commissioned – one for 340 and the other for 40 viewers. Municipal Tourist Information facility was set up in rooms which were previously occupied by tourist agency. Costs incurred: PLN 9,665.48 thousand.

Apart from undertakings listed above, a number of other investments important to the city were carried out in Gliwice. Among them complex reconstruction of Main Market surface, which also included renovation of pavement and road surface of ul. Zwycięstwa from the Main Market to ul. Dolnych Wałów. By June 2010 PLN 312.3 thousand was spent on this task. Moreover, by June 2010 for the amount of PLN 230.51 thousand a flyover along al. Jana Nowaka Jeziorańskiego (DK88) over ul. Portowa and Kłodnica was renovated and signage of cycling paths no. 4, 5 and 15 in Gliwice was modernized for PLN 298.11 thousand. Ongoing renovations of roads and pavements, not included in this report only in the first half of 2010 consumed PLN 10.76 m. Due to replacing trams with buses, the city was able to start renovation of road surfaces, in which tram tracks are located. In the first place complete renovations started in ul. Dolnych Wałów, Zabrska and J. Wieczorka. The results of thorough transformation of ul. J. Wieczorka could be seen in September 2010, when the renovation works in this area were completed. The road was paved and given the climate of the Old Town. Modernization works also took place in three areas of greenery nearby: Bottrop Square, Plac Mickiewicza and Plac Rzeźniczy.

Additionally, intensive works are ongoing in the city related to the construction of Gliwice part of A1 motorway. The investment is subsidized with EU funds and headed by General Directorate for Roads and Motorways. The construction of a fragment of motorway of the length of 6.5 km is to cost over PLN 1 bn. The Gliwice part of A1 leads from Gliwice-Maciejów intersection (at the intersection of “1” with road no. 88) to Gliwice-Sośnica intersection, where it intertwines with A4 motorway and ul. Pszczyńska. The intersection of “Gliwice-Sośnica”, under construction from June 2008 was commissioned in December 2009. Three-level crossing connects two important communication routes of European importance – motorway A4 (leading from the West to the East) and A1 (running from the North to the South), as well as road no. 44 (ul. Pszczyńska). The cost of construction of this intersection amounted to over PLN 850 m. In its perimeter the total of 33 km of roads were built – connecting, servicing, etc., as well as 16 engineering facilities, including two 100-metre flyovers. Gliwice fragment of A1 is an element closing the motorway ring road of the city. Its completion will allow for letting the next round of transit vehicles out of the city. The remaining parts of the motorway ring road include: A4 motorway (from Gliwice-Kleszczów to Gliwice-Sośnica intersection) and road no. 88 (so-called old motorway).

## **6.4. Tools for strategic planning of investments in the city**

The basic tool for planning investments in the city is its development strategy. The Municipal Council in Gliwice on November 22, 2007, approved by means of Resolution no. XII/368/2007 the new "Strategy for integrated and sustainable development of the City of Gliwice to 2022". The document constituted an update of assumptions of previous strategy of city development. The main premise for the update of this document was the intention to adjust it to changes taking place in competitive and cooperative surroundings of the city (Update of Development Strategy of the Province of Silesia, Regional Operational Programme of the Province of Silesia for 2007-2013), as well as entering the new programming period of the EU until 2013. While formulating and implementing the updated strategy of Gliwice particular emphasis was put on the participation of the community in city management processes. The diagnosis of the city, its strategic objectives and main strategic projects were developed during four workshop with the participation of city leadership. Additionally, a special computer programme was developed and implemented at the Municipal Office "Strategy 2022", which is used for monitoring of strategy implementation.

The bridging document translating long-term assumptions for city development (determined in the strategy by means of strategic objectives and particular projects) onto particular investment projects taken into account in successive city budgets is the long-term investment plan (WPI). This document is of the walking nature (it is passed every year for the next 4 years), which allows for continuity in the city's investment policy. The stipulations of WPI for a given year constitute guidelines for drafting the investment part of city budget.

The procedure for preparation and passing of WPI is regulated by a special resolution of the Municipal Council of Gliwice. In the last term this document was also updated. The work on the new procedure lasted almost a year and were finalised with passing of resolution no. XI/317/2007 of the Municipal Council in Gliwice of October 11, 2007 on long-term investment plans and procedure for their preparation and passing. The procedure assumes wide participation of communities at practically every stage of WPI development. Community participation in Gliwice, apart from usual forms of consultation, consists also in adaptation and use of elements of foresight methods to support the process of long-term investment undertakings management in the city. In Gliwice the procedure is called FORGLIW and it is a unique solution in the entire country. This solution enables reaching a compromise as for directions of the investment policy of the city and ensures factual discussion on evaluation of particular investments. In 2010, due to changes in the act on public finances, the Municipal Council of Gliwice passed yet another resolution on long-term investment plans, as well as the procedure for their preparation and passing (Resolution no. XXXIII/1000/2010), which adapted the regulations in force to new legal requirements.

## **7. MODERNIZATION OF TRANSPORT SYSTEM, PUBLIC TRANSPORT AND TRAFFIC**

### **7.1. Modernization of transport system**

Efficient transport system of a city is one of the basic elements affecting its development. To a great extent it translates also onto the quality of life of residents in a given city. In 2006-2010 representatives of local government authorities of Gliwice, continuing work from previous office term, took further actions aimed at consistent improvement of transport in the city and adjusting it to significant changes which had occurred or were due to occur in the road system of the city. Within a few years new roads and new "traffic generators" are going to be created and this will result in new routes of a great number vehicles. Since March 2009 A1 has been under construction in the most significant for Gliwice part "Sośnica-Maciejów". It runs through the city in its entirety and in the future it will constitute the Eastern part of its ring road. Preparations for construction of Drogowa Trasa Średnicowa ring road in Gliwice are also ongoing. Three huge commercial investments are in progress, which are going to significantly affect the transport system in the city. Auchan next to Gliwice-Bojków intersection on A4 motorway is under construction, Europa Centralna next to Gliwice-Sośnica intersection. Shortly construction of leisure and commercial facility Focus Park shall start in ul. Jagiellońska. Ultimately, it is planned that the Old Town will be traffic-free.

Due to plans related to DTŚ construction, in November 2006 works were completed at the construction of flat complex in ul. Jana Pawła II. It has been settled with residents who had lived in buildings which had to be torn down. The investment was financed entirely by DTŚ SA . In November 2007 DTŚ designer was chosen by means of tender. The designer of project documentation was Polish-Austrian Consortium of WBP Zabrze and KUPSA&MORIANZ i ABESWAGNER&PATNER of Graz. A year later an agreement was signed on financing of the Gliwice-Zabrze part of the DTŚ and construction of its last, Western part was started in Zabrze. The document, signed by representatives of the Ministry of Finance, as well as Ministry of Infrastructure and the Management of the Province of Silesia, representatives of DTŚ company and the mayors of Gliwice and Zabrze, set out the principles for financing DTŚ and details related to transfer of funds for the completion of this investment from the European Investment Bank. In March 2009 a concept for management of the area over DTŚ in the city centre of Gliwice was developed. The concept assumes running the road in a corridor covered with ferroconcrete construction. This solution is going to offer new urban space to the city of the area of approx. 3 ha. From September to October 2009 social consultations were in progress on the route of DTŚ in Gliwice. 4 options were prepared, which were then evaluated by the city residents. Consultations resulted from changes in legal regulations and the necessity of DTŚ to reapply for environmental permit.

In order to further improve the public transport system, a concept was developed on paid parking zones in the city centre. The Municipal Council by means of Resolution no. XV/458/2008 of April 24, 2008 determined the range of particular zones, the rates of parking fees and the way of charging

them. The completion of this task was put on hold until the work on Śląska Karta Usług Publicznych (Silesian Card for Public Services) is complete, so that parking fees can be paid with it.

Upon request of the local government of Gliwice in 2007-2009 concept works were carried out, including initial concept of fast city railway on the route from Łabędy via os. Kopernika and city centre to Sośnica. Analyses carried out proved that the use of railway in public transport may turn out to be a very good solution. At the time of drafting this report, the authorities are still endeavouring to obtain consent for execution of this concept, as decisions in this matter are beyond their competencies.

In May 2010 city authorities, Polish State Railways (PKP SA) and Polish Railway Lines (PKP PLK SA) signed an agreement on renovation of the railway station building in Gliwice and creating new city centre of Gliwice with new central connecting network. Based on this agreement, Gliwice was subject to railway station revitalization programme run by PKP SA. Funds for this purpose will come from the state budget and from the company's own funds. An important element of these plans will also be revitalization of railway line running via Gliwice and works shall include renovation of both railway tracks and platforms. Simultaneously, Gliwice local government with PKP started work on drawing a concept for management of territory around the railway station. The concept assumes, i.a., setting up of central connecting network, which would include various means of public transport, as well as reconstruction of road network in this area.

The picture of modernization of public transport in Gliwice is supplemented by the tables below, which contain financial outlays for maintenance and renovation of roads, engineering renovations as well as a list of tasks completed in the scope of traffic engineering, aimed at improving traffic flow and road safety.

Table 27. Financial outlays for maintenance and renovation of roads and renovation of engineering facilities [kPLN]

	<b>2006</b>	<b>2007</b>	<b>2008</b>	<b>2009</b>	<b>30.06.2010</b>
Financial outlays [PLN]	29,039	26,456	30,217	30,421	16,246

Source: Municipal Road Management

Table 28. Traffic engineering, road equipment, municipal car parks, renovations, modernization and construction of lighting in Gliwice

Year	Amount	Task completion
2006	100,000	Introduction of 4 arms, 8 lamps with contrast screens at Andersa-Styczyńskiego intersection
	135,164	Replacement of traffic lights, heats, masts and consoles, assembly of buttons for pedestrians with replacement of signalling programmes at following intersections: Bohaterów Getta Warszawskiego-Zwycięstwa; Bohaterów Getta Warszawskiego-Zwycięstwa-Jagiellońska; Jagiellońska-Częstochowska
	563,913	Ongoing maintenance of signage in towns with district laws (country roads, provincial roads, district roads) including maintenance of traffic lights,
	114,711	Ongoing maintenance of signage on district roads
	49,453	Repair of street lighting in ul. Dzionkarzy in Gliwice
	39,441	Drawing up of documentation on construction of street lighting in ul. S. Kostki
	1,708,195	Road signs in the city
2007	962,154	Construction of traffic lights at intersection of ul. Pszczyńska, Panewnicka and Kujawska
	285,425	Street lighting
2008	15,667	Replacement of street lighting in ul. Franciszkańska
	25,498	Construction of lighting in Dessaru square
	1,372,685	Construction of traffic lights at the intersection of Toszecka/Ziemięcicka/Nad Łąkami. The investment included traffic lights based on video detection. Additionally, the following works were carried out at the intersection: - Liquidation of impulsator at zebra crossing via Toszecka - Widening of inlet of ul. Nad Łąkami, - Rearrangement of pedestrian zones, - Renovation of road and pavement surface, renovation of vertical and horizontal signage at the intersection.
	355,581	Construction of traffic lights at the zebra crossing near ul. Daszyńskiego. The investment included traffic lights based on video detection. Additionally, the following works were carried out in relation to the zebra crossing: - construction of pedestrian asylum near ul. Daszyńskiego, - Rearrangement of pedestrian zones, - Renovation of road and pavement surface, renovation of vertical and horizontal signage at the intersection.
	668,510	Construction of traffic lights at the intersection of ul. Pszczyńska / Kopalniania. The investment included traffic lights based on video detection. Additionally, the following works were carried out at the intersection: - liquidation of existing warning signals, - widening of Northern inlet, - construction of pedestrian asylums at zebra crossing inlet of ul. Pszczyńska from the city centre - construction of channelling island near ul. Pszczyńska from the direction of Mikotów, - Renovation of pavements - renovation of vertical and horizontal signage at the intersection along with implementation of changes. Construction of traffic lights called also for its coordination along ul. Pszczyńska (intersections: Pszczyńska-Bojkowska, Pszczyńska-Kopalniana, Pszczyńska-Panewnicka and zebra crossings near LIDL supermarket and exit from the housing estate)
	383,748	Construction of traffic lights at intersection. The investment included traffic lights based on video detection. Additionally, vertical and horizontal signage at the intersection was renovated and traffic lights coordinated along ul. Okulickiego.

2009	1,035,576	Construction of traffic lights at intersection of ul. Przyszowska and Zygmuntońska and traffic lights for pedestrians in the area of intersection of ul. Przyszowska and Partyzantów. The investment included traffic lights based on video detection with the possibility to record a video stream obtained from video-detection camera from the past 15 days. Additionally, within the scope of investment, horizontal (chemo-hardening) and vertical signage was provided and black and yellow segment barriers.
	504,471	Construction of traffic lights at intersection of ul. Dolnej Wsi, Nowy Świat and Zygmunta Starego. The investment included traffic lights based on video detection with the possibility to record a video stream obtained from video-detection camera from the past 15 days. Additionally, within the scope of investment, horizontal (chemo-hardening) and vertical signage was provided.
	2,294,540	Construction of parking bays in os. Kopernika in ul. Oriona, Jowisza, Gwiazdy Polarnej, Galaktyki, Kopernika, Syriusza and Andromedy. The investment was completed in December 2009, within its scope the total of approx. 300 parking spaces in os. Kopernik were provided (Stage I – 136 spaces, Stage II – approx. 164 spaces) and new pavement in ul. Oriona in Gliwice.
2010		Construction of traffic lights at the intersection of ul. Kościuszki and Sobieskiego. The contract was awarded by tender for designing an executive-construction concept of the lights for the amount of PLN 92,253.96.
		Construction of traffic lights at the intersection of ul. Reymonta /Korczaka /Beskidzka / Odrowążów. The deadline for bidding was June 17, 2010. The contractor selection process is in progress.
		Drawing up documentation for the task: "Construction of traffic lights at the intersection of ul. Wrocławska/Dunikowskiego/Łużycka with closure of ul. Akademicka". The project is in the design phase with deadline for June 30, 2010.
		Construction of three bus bays within KSSE in ul. Wyczółkowskiego in Gliwice. The contract was signed for the amount of PLN 550,061.39. Investment in progress. Planned date of completion: October 30, 2010.
		Introduction of detection in Gliwice. Investment at the stage of contractor selection.
	54,459	Emergency replacement of lighting in ul. Główna in Gliwice.
		Drawing up project documentation for the task of "Modernization of street lighting in ul. Zamkowa in Gliwice" – contract signed for the amount of PLN 3,050.00.
		Delivery and assembly of bus shelters partly covered with glass: 4-segment and 3-segment and roof-type 2-segment with no glass, as well as disassembly of 11 old bus shelters in Gliwice – contract signed for the amount of PLN 81,976.03.

Source: Department for Economic Undertakings and Communal Services of the Municipal Office, Municipal Road Management

## 7.2. Public transport

Entity in charge of organization of public transport in Gliwice is Komunikacyjny Związek Komunalny Górnośląskiego Okręgu Przemysłowego (Communal Transport Association of Upper Silesia Industrial Region) and the main bus carrier in the city remains Przedsiębiorstwo Komunikacji Miejskiej (PKM) w Gliwicach Sp. z o.o. The size of PKM fleet in Gliwice has been the same for years, but in the last office term one may observe clear actions of the company aimed at its modernization and adjusting the vehicles owned to EU norms. In 2008 PKM purchased the total of 32 buses, 16 complying with the Euro 4 norm and 16 complying with the highest environmental norm of EEV. Local government of the City of Gliwice supported PKM activities in this respect and assigned in 2007 PLN 5 m from the city budget to the purchase of 16 buses. Additionally, the city in 2008 allocated the amount of another PLN 5 m to the purchase of buses complying with the EEV norm and in 2009 – the amount of PLN 3 m. Moreover, PKM obtained for the purchase of buses PLN 0.5 m from the budget of the city of Zabrze and

the amount of PLN 1.690 m from Municipal and District Environmental Protection and Water Management Fund.

Table 29. State of PKM Sp. z o.o. in Gliwice fleet and list of funds from the city budget for the purchase of buses

Gliwice		2006	2007	2008	2009	30.06.2010
Total number of buses		172	172	177	171	168
- including double segment buses		101	98	95	96	94
- including buses adjusted to the needs of the disabled		43	43	75	76	76
- including new buses (complying with EU norms)	Euro1		5	6	6	6
	Euro2	15	15	15	15	15
	Euro3	26	31	31	31	31
	Euro4			16	17	17
	EEV			16	16	16
	total	46	51	84	85	85
Number of buses purchased with city budget funds (entirely or partly)		6	0	32	0	0
Funds of the city budget used for the purchase of buses (subsidies or increase of shares) [kPLN]		4,000	5,000 <sup>A</sup>	5,000 <sup>B</sup> 500 <sup>C</sup> 1,690 <sup>D</sup>	3,000 <sup>E</sup>	0

<sup>A</sup> Funds obtained from the budget of the City of Gliwice for the purchase of 16 buses

<sup>B</sup> Funds obtained from the budget of the City of Gliwice for the purchase of 16 buses with EEV drive system

<sup>C</sup> Funds obtained from the budget of the City of Zabrze for the purchase of 16 buses with EEV drive system

<sup>D</sup> Funds obtained from the Municipal and District Environmental Protection and Water Management Fund

<sup>E</sup> Funds obtained from the budget of the City of Gliwice for the purchase of 20 low-floor articulated buses complying with EEV fumes emission norms

Source: PKM Gliwice Sp. z o.o.

The table below presents a summary of funds allocated in the city budget for organization of public transport, including modernization of bus fleet in particular years.

Table 30. Subsidies from the city budget for public transport (transferred to KZK GOP) [kPLN]

2006	2007	2008	2009	30.06.2010
12,030,244	13,293	15,926	18,982	11,739

Source: Department for Economic Undertakings and Communal Services of the Municipal Office

As of September 2009 tram transport in Gliwice in lines 1 and 4 (from Wójtowa Wieś to the depot in ul. Chorzowska) have been replaced with buses. Line A4 is served by low-floor, modern vehicles of Przedsiębiorstwo Komunikacji Miejskiej in Gliwice. Additionally, the route has been extended and it now covers also the streets of Dolnej Wsi and Słowackiego. Replacing trams with buses resulted primarily from economic conditions (bad technical condition of infrastructure and relatively high maintenance cost with low number of passengers). Changes in public transport also enabled renovations of roads, which trams used to use. It had not been possible before since the city local government was not the owner of tracks. On August 27, 2010 renovated flyover in ul. Zabrska was commissioned and in September renovation works in ul. J. Wieszczka were completed. As a result of those works roads were repaired and tram tracks removed. Works in ul. Dolnych Wałów are still in progress and renovation of remaining roads, which trams used to use is planned. Upon renovation works technical checks and possible repairs of water or gas pipelines are also carried out. As a result of replacement of tram

transport with buses KZK GOP in the scope of settlement of subsidies from member municipalities has returned to the city budget the amount of PLN 1.5 m.

### 7.3. Traffic

Traffic in Gliwice is affected by both so-called transit traffic and local car transport. The number of cars registered in Gliwice grows every year. High number of driving licences issued in 2006 resulted from the fact that 2006 was the deadline for obtaining a replacement of "paper" driving licences in the form of a plastic card.

Table 31. Number of vehicles registered and number of driving licences issue from 2006 to June 30, 2010

<b>Gliwice</b>	<b>2006</b>	<b>2007</b>	<b>2008</b>	<b>2009</b>	<b>30.06.2010</b>
Number of vehicles registered	96,801	99,522	106,752	104,143	107,691
Including passenger cars	76,952	77,129	85,628	79,564	82,433
Driving licences issued	15,548	6,384	6,483	7,374	3,242

Source: Transport Department of the Municipal Office

In 2006-2010 residents of the City of Gliwice, similarly to previous years, took advantage of bringing a vehicle from abroad. The highest increase in number of cars bought abroad could be observed until 2008.

Table 32. Number of vehicles brought from abroad from 2006 to June 30, 2010

<b>Gliwice</b>	<b>2006</b>	<b>2007</b>	<b>2008</b>	<b>2009</b>	<b>30.06.2010</b>
Vehicles brought from abroad	3,010	4,540	5,397	3,546	1,769

Source: Transport Department of the Municipal Office

Along with high demand for cars one may observe in Gliwice ever increasing demand for both driver training centres and driving instructors. Since 2008 the number of driver training centres has gone down but the number of instructors is on the increase, similar to the previous office term.

Table 33. Number of driver training centres and number of driving instructors from 2006 to June 30, 2010

<b>Gliwice</b>	<b>2006</b>	<b>2007</b>	<b>2008</b>	<b>2009</b>	<b>30.06.2010</b>
Driver training centres	34	38	44	39	37
Driving instructors	175	184	219	229	240

Source: Transport Department of the Municipal Office

During this office term of the local government it may be observed that it was also a period of constant improvement of traffic safety in Gliwice. This is evidenced by both lower number of court decisions on withdrawing driving licences and data on transport accidents. Particularly noticeable is

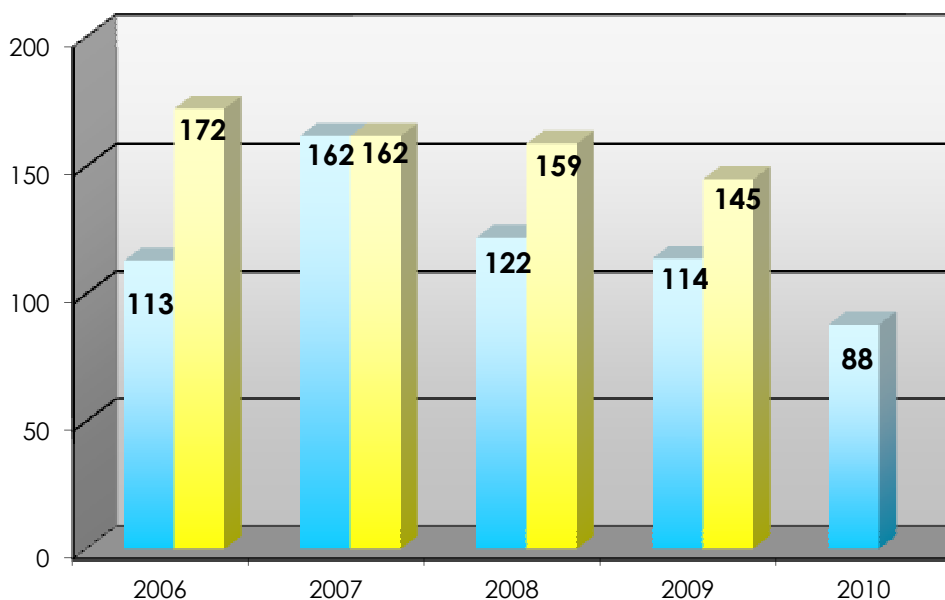
the fall in the number of decisions on withdrawal of driving licences in 2007 and 2008, where it accounted for respectively 15% and 26% against preceding year.

Table 34. Number of decisions on withdrawal of driving licences (based on court decisions) from 2006 to June 30, 2010

<b>Gliwice</b>	<b>2006</b>	<b>2007</b>	<b>2008</b>	<b>2009</b>	<b>30.06.2010</b>
Number of decisions issued	866	737	546	535	438

Source: Transport Department of the Municipal Office

Chart 16. Transport accidents from 2006 to June 30, 2010 per 6 months



Source: Independent Department of Civil Defence of the Municipal Office

Since 2007 general decreasing tendency may be observed in the number of transport accidents. Positive tendency may also be observed while analyzing data concerning the number of people killed and injured as a result of transport accidents. Those numbers, in majority of cases, go down every year.

Table 35. Number of people killed and injured in transport accidents in Gliwice

YEAR	2006			2007			2008			2009			30.06.2010
	I	II	TOTAL	I	II	TOTAL	I	II	TOTAL	I	II	TOTAL	I
6 months													
Killed	4	9	13	4	9	13	1	9	10	5	3	8	0
Injured	139	219	358	188	162	386	129	185	314	140	175	315	122
Injured pedestrians	51	69	120	73	76	149	84	69	153	56	67	123	43

Source: Independent Department of Civil Defence of the Municipal Office

Most transport accidents in 2006-2010 were observed in Śródmieście, Trynek, Szobiszowice, Łabędy, Sośnica, Zatorze and in the proximity of the railway station. The lowest probability of transport accident taking place occurs in: Obrońców Pokoju, Stare Gliwice, Czechowice, Wilcze Gardło, Żerniki Ostropa, Czechowice and Brzezinka.

## 8. REAL ESTATE MANAGEMENT

Real estate management in Gliwice was presented in the form of data in tables below. Changes in this data reflect real estate market situation in our city.

Table 36. Sale of municipal built-in real estate from 2006 to June 30, 2010

	2006	2007	2008	2009	30.06.2010
Sale of flats and buildings in favour of main lessees	447	342	258	246	126
Area in m <sup>2</sup>	25,466	18,797	13,700	12,840	6,628
Average price per 1 m <sup>2</sup> [PLN]	773	1,094	1,670	2,053	2,343
Budget income due to sale of flats in favour of main Lesseps [PLN]	7,159,475	7,945,179	9,046,294	10,367,122	5,202,095
Granting property rights to garages (number)	31	46	73	24	20
Sale of flats and building via unlimited tender – number of flats	24	22	7	16	13
Area in m <sup>2</sup>	1,424	1,131	386	1,060	556.01
Average price per 1 m <sup>2</sup> [PLN]	1,230	2,241	2,565	2,120	2,070
Budget income due to sale of flats via unlimited tender [PLN]	1,753,905	2,535,451	991,284	2,332,957	1,150,772
Sale of garages [number]	17	27	19	10	3
Average price per 1 m <sup>2</sup> [PLN]	290	450	583	563	763
Sale of utility facilities and building – in favour of Lesseps [number]	30	24	7	8	10
Area in m <sup>2</sup>	2,797	2,058	577	1,039	1,212
Average price per 1 m <sup>2</sup> [PLN]	2,411	1,987	7,914	4,815	1,871
Budget income due to sale of utility facilities and buildings in favour of lessees [PLN]	6,744,645	4,092,427	4,566,902	5,002,260 5,112,630*	2,266,974
Sale of built-in real estate via tender [number] ZGM/GN	15	18	23 / 4	13 / 1	7
Area in m <sup>2</sup> ZGM/GN	1,349	983	2,005 / 7,499	1,167 / 3,510	513
Average price per 1 m <sup>2</sup> [PLN] ZGM/GN	1,437	1,928	2,272 / 278	3,235 / 133	1,274
Budget income due to sale of built-in real estate via tender [PLN]	1,939,035	1,895,749	4,556,103 /2,086,505	3,774,255 /467,793	653,980

\* value including garages

Source: Flat Management Department and Real Estate Management Department of the Municipal Office

As can be inferred from the data in the table, since 2006 a fall in sale of flats and buildings can be observed and at the same time increase of average price per square meter. Average price per square meter in some cases was twice as high in 2010 as in 2006. As a result, despite the fact that the sale of flats went down, an increase in budget incomes has been observed.

Data regarding budget incomes from first fees for establishing perpetual usufruct of land related to sale of facilities are presented in the table below. Since 2006 they have been at similar level.

Table 37. Income to city budget from first fees for establishing perpetual usufruct of land related to sale of facilities [PLN]

	2006	2007	2008	2009	30.06.2010
Income to city budget from first fees for establishing perpetual usufruct of land related to sale of facilities [PLN]	500,715	479,578	523,953	514,787	286,385

Source: Flat Management Department

Sale of land via unlimited tender for single-family housing was on the increase until 2008, when the increase in sale of land amounted to 235% against 2006. Most transactions in this scope was financed via bank loans. Significant decrease in sale of land in 2009 can then be put down to the situation on financial markets and difficulties of potential buyers to obtain a loan or a more cautious approach of the buyers. Changes in category of land subject to lease and real estate subject to permanent management result from their cyclical nature and period, for which particular contracts were concluded.

Table 38. Transfer of ownership of municipal real estate taking as per legal titles from 2006 to June 30, 2010

<b>Land sold via unlimited tender for single-family housing [m<sup>2</sup>]</b>					
	2006	2007	2008	2009	30.06.2010
Perpetual usufruct	-	282	-	-	-
Sale	12,930	18,335	30,402	8,073	4,383
Average price per m <sup>2</sup>	97	97	182	161.13	123.37
<b>Land sold via unlimited tender for multi-family housing [m<sup>2</sup>]</b>					
	2006	2007	2008	2009	30.06.2010
Perpetual usufruct	-	-	-	-	-
Sale	2,636	-	-	-	-
Average price per m <sup>2</sup>	80				
<b>Land sold via unlimited tender for commercial purposes [m<sup>2</sup>]</b>					
	2006	2007	2008	2009	30.06.2010
Perpetual usufruct	99,098	-	-	-	-
Sale	27,057	888	10,617	21,462	967
Average price per m <sup>2</sup>		280	260	191.78	190.36

\* sale of perpetual usufruct

\*\* acts on real estate management, act of August 21, 1997 (Dz. U. no. 261, item 2603 with changes)

\*\*\* conversion takes place based on stipulations of act of July 29, 2005 on conversion of perpetual usufruct right into real estate ownership right (Dz. U. of 2005 no. 175 item 1459)

Source: Real Estate Management Department of the Municipal Office

Table 39. Transfer of municipal real estate ownership as per legal titles from 2006 to June 30, 2010 - continuation

<b>Land sold via tender-free route / art. 37 item . 6** + art. 151, art. 231 of Civil Code* [m<sup>2</sup>]</b>					
	2006	2007	2008	2009	30.06.2010
Perpetual usufruct**	1,049	2,101	-	187	2,848
Average price per m <sup>2</sup>	67.51	69.51	-	137.17	117.21
Ownership**	2,872	1,472	15,610	6,462	5,964
Average price per m <sup>2</sup>	243	-	175.65	137	150

Ownership*		120	4	-	
Average price per m <sup>2</sup>			189.40		
Perpetual usufruct		-	-	-	
<b>Land sold via tender-free route / art.15** [m<sup>2</sup>]</b>					
	<b>2006</b>	<b>2007</b>	<b>2008</b>	<b>2009</b>	<b>30.06.2010</b>
Perpetual usufruct	-	-	-	-	
Ownership	48,922	63,607	214	7,277	-
Average price per m <sup>2</sup>	67	69	170	130	
<b>Other forms of transfer of legal title to communal real estate</b>					
	<b>2006</b>	<b>2007</b>	<b>2008</b>	<b>2009</b>	<b>30.06.2010</b>
Land transferred for perpetual usufruct for execution of housing construction so as to regulate the legal state of real estate taken up by housing cooperatives [m <sup>2</sup> ]	11,992	4,331	-	-	-
Municipal land, to which rights were granted to legal entities entitled to claims and owners [m <sup>2</sup> ]	13,649	1,309	14,006	-	-
Sale of ownership rights in favour of State Treasury, return of expropriated real estate, sale in favour of church legal entities [m <sup>2</sup> ]	-	1,794	6,486 returns 142 grants	3 748 grants	-
Leased real estate [m <sup>2</sup> ]	854,431	612,900	1,391,982	1,344,464.88	475,842
Real estate granted [m <sup>2</sup> ]	140,306	81,917	66,196	65,834	9,451
Real estate under permanent management [m <sup>2</sup> ]	19,078	292,372	175,096	641,507	76,125
Real estate under usufruct [m <sup>2</sup> ]	19,006	-	-	23,847	-
Conversion of perpetual usufruct right into ownership right*** [m <sup>2</sup> ]	38,305	35,774	116,716	54,511	16,728

\* sale of perpetual usufruct

\*\* acts on real estate management, act of August 21, 1997 (Dz. U. no. 261, item 2603 with changes)

\*\*\* conversion takes place based on stipulations of act of July 29, 2005 on conversion of perpetual usufruct right into real estate ownership right (Dz. U. of 2005 no. 175 item 1459)

Source: Real Estate Management Department of the Municipal Office

#### Contributions brought into companies in **2006** (items registered in 2006 in National Court Register)

- Monetary contribution in the amount of PLN 10,000,000
- Perpetual usufruct right PLN 28,950
- Real estate ownership right PLN 5,603,430
- Fixed assets PLN 508,872.43

Contributions brought into companies in **2007** (items registered in 2007 in National Court Register)

- |  |                |
|--|----------------|
| • Monetary contribution in the amount of | PLN 13,000,000 |
| • Liabilities                            | PLN 2,441,500  |
| • Real estate ownership right            | PLN 214,000    |
| • Fixed assets                           | PLN 146,500    |

Contributions brought into companies in **2007 and 2008** (items registered in 2008 in National Court Register)

- |  |                |
|--|----------------|
| • Monetary contribution in the amount of | PLN 13,822,000 |
| • Liabilities                            | PLN 15,350,000 |
| • Real estate ownership right            | PLN 998,500    |
| • Fixed assets                           | PLN 0          |

Contributions brought into companies in **2009** and items brought in previous years, for which registration in National Court Register took place in 2009

- |                               |                |
|-------------------------------|----------------|
| • Monetary contribution       | PLN 26,100,000 |
| • Liabilities                 | PLN 19,393,000 |
| • Real estate ownership right | PLN 12,976,625 |
| • Fixed assets                | PLN 92,544,625 |

moreover:

- |  |               |
|--|---------------|
| • Financial outlays  | PLN 2,072,500 |
| • Perpetual usufruct   | PLN 165,000   |
| • Free of charge share Assumption (Tramwaje Śląskie SA)  | PLN 4,370,000 |
| • Purchase of 1 share (in ARL Sp. z o.o.)  | PLN 875       |
| • Contribution of initial capital<br>(to Śląska Sieć Metropolitalna Sp. z o.o. and GKS „PIAST” SA) | PLN 3,755,000 |

Monetary and other contributions brought into companies in **2010** (by June 30, 2010) and items brought in previous years, for which registration in National Court Register took place in 2010:

- |                               |                |
|-------------------------------|----------------|
| • Monetary contribution       | PLN 8,755,000  |
| • Liabilities                 | PLN 27,326,500 |
| • Real estate ownership right | PLN 32,000     |
| • Fixed assets                | PLN 4,080,700  |

Moreover:

- |                                   |            |
|-----------------------------------|------------|
| • Free of charge share assumption | PLN 55,000 |
|-----------------------------------|------------|

The total value of stocks and shares has changed against December 31, 2009 by the amount of PLN 40,249,200 and against 2006 by the amount of PLN 249,133,830.

## 8.1. Communalized real estate and estate and estate taken over by the City

Data regarding area and number of real estate, whether built-in or not which was incorporated into city property from 2006 to June 30, 2010 is presented in the table below. Significant decrease in 2007 of communal land area resulted from changes in legal regulations.

Table 40. Real estate which is built-up and not, incorporated into city property from 2006 to June 30, 2010

Communalized real estate					
	2006	2007	2008	2009	30.06.2010
Land [m <sup>2</sup> ]	38,420	334	21,171	44,016	86,127
Real estate taken over based on regulations on principles of transfer of company housing facilities					
	2006	2007	2008	2009	30.06.2010
Number of buildings (share in buildings)	-	-	- / (1,3907)	-	5
Building area [m <sup>2</sup> ]	-	-	-	-	4,021
Number of flats	1	-	72	413	55
Flat area [m <sup>2</sup> ]	68.6	-	3,613.48	15,209.26	3,470
Real estate taken over in the scope of regulation of legal status of real estate in so-called simplified mode					
	2006	2007	2008	2009	30.06.2010
Number of buildings	3	-	-	-	
Number of flats	-	-	-	-	
Building area [m <sup>2</sup> ]	866	-	-	-	
Property acquired to assets**					
	2006	2007	2008	2009	30.06.2010
Perpetual usufruct [m <sup>2</sup> ]	55,373	1,915	36,590	18,175	9,887
Average price per 1m <sup>2</sup>	PLN 58.06 /m <sup>2</sup>	PLN 5689 /m <sup>2</sup>	PLN 84.90 /m <sup>2</sup>	PLN 74.29/m <sup>2</sup>	PLN 0.08 /m <sup>2</sup> (with discounts and grants) PLN 6.05 /m <sup>2</sup> (without discounts and grants)
Share in perpetual usufruct		39/100 in real estate of 1,735 m <sup>2</sup>	-	-	
ownership [m <sup>2</sup> ]	68,492	45,721	39,970	58,430	2,476
Average price per 1m <sup>2</sup>	PLN 16.97 /m <sup>2</sup> (with discounts) PLN 59.70 /m <sup>2</sup> (without discounts)	PLN 54.87/m <sup>2</sup>	PLN 74.71 /m <sup>2</sup> (with discounts and grants) PLN 112.00/m <sup>2</sup> (without discounts and grants)	PLN 45.58/m <sup>2</sup> (with grants) PLN 51.62 /m <sup>2</sup> (without grants)	PLN 78.01/m <sup>2</sup> (with discounts) PLN 105.38/m <sup>2</sup> (without discounts)
Share in ownership		1,043/10,000 in real estate of 1,729 m <sup>2</sup>	-	-	1/2 in real estate of 761 m <sup>2</sup>

\* takeover based on act of October 12, 1994 on principles for transfer of company housing property by state companies (Dz. U. of 1994 no. 119 item 567 with changes) and art. 81 of act of September 8, 2000 on commercialization, restructuring and privatization of state company "Polish State Railways" (Dz. U. of 2000 no. 84, item 948 with changes)

\*\* acquisition of real estate via sale-purchase agreement, changes in real estate as per art. 15 of act of August 21, 1997 on real estate management (Dz. U. no. 261, item 2603 with changes), pre-emption and other titles, e.g. waiving the rights in favour of the city of Gliwice.

Source: Real Estate Management Department of the Municipal Office

Name	Gross value					Net value (after amortization)				
	2006	2007	2008	2009	30.06.2010	2006	2007	2008	2009	30.06.2010
Land (group 0)	818 337 266	830 317 422	833 626 607	826 951 247	822 768 257	818 337 266	830 317 422	833 626 607	826 951 247	822 768 257
Buildings (group 1)	242 394 488	284 674 437	316 684 100	345 748 441	350 878 338	76 019 786	112 459 179	142 252 225	169 312 664	172 317 408
Land and water engineering facilities (group 2)	141 114	131 875	131 875	131 875	131 875	129 831	119 255	114 239	109 223	106 715
Machines and technical equipment (groups 3 to 6)	15 131	6 408	6 408	6 408	6 408	6 079	1 341	893	444	220
<b>Total</b>	<b>1 060 887 999</b>	<b>1 115 130 142</b>	<b>1 150 448 990</b>	<b>1 172 837 971</b>	<b>1 173 784 878</b>	<b>894 492 962</b>	<b>942 897 197</b>	<b>975 993 964</b>	<b>996 373 578</b>	<b>995 192 600</b>

Source: Real Estate Management Department of the Municipal Office

## **8.2. District geodetic and cartographic resources**

Since 2007 last 3 stages of modernization of register of land and buildings have taken place for the area of entire city. Also in stages, the resources were computerized via scanning and integration of documents with the database, which affected the quality and pace of customer service. At that time approx. 465 thousand register documents were scanned, according to estimates.

In 2008 detailed height matrix (vertical) was completed. Its completion, comprising the total of 785 aiming posts (signs) was used by geodetic contractors to carry out ground works. In order to exercise control of newly completed height matrices and keep them up to date, as well as to review data gathered in the resource, a state-of-the-art GPS satellite receiver was purchased made by Trimble, as well as levelling equipment.

Also in 2008 system component of EWID 2007 was commissioned, which allowed reporting geodetic works via Internet, including the possibility of presenting resource data and making it available.

Taking into account that photogrammetric geodesy is developing speedily, orthophotomap was purchased made up of plane photos with high resolution and numeric land model, covering the entire area of Gliwice.

In 2010 3D graphic station was purchased with the possibility of stereoscopic browsing (spatial view), carting land details and working on plane photos. Also this year, execution of detailed horizontal matrix was started, which comprises of over 2,900 geodetic signs located in the entire city. Horizontal matrix, similarly to the vertical one described above, will be of use to contractor and it will significantly simplify their work.

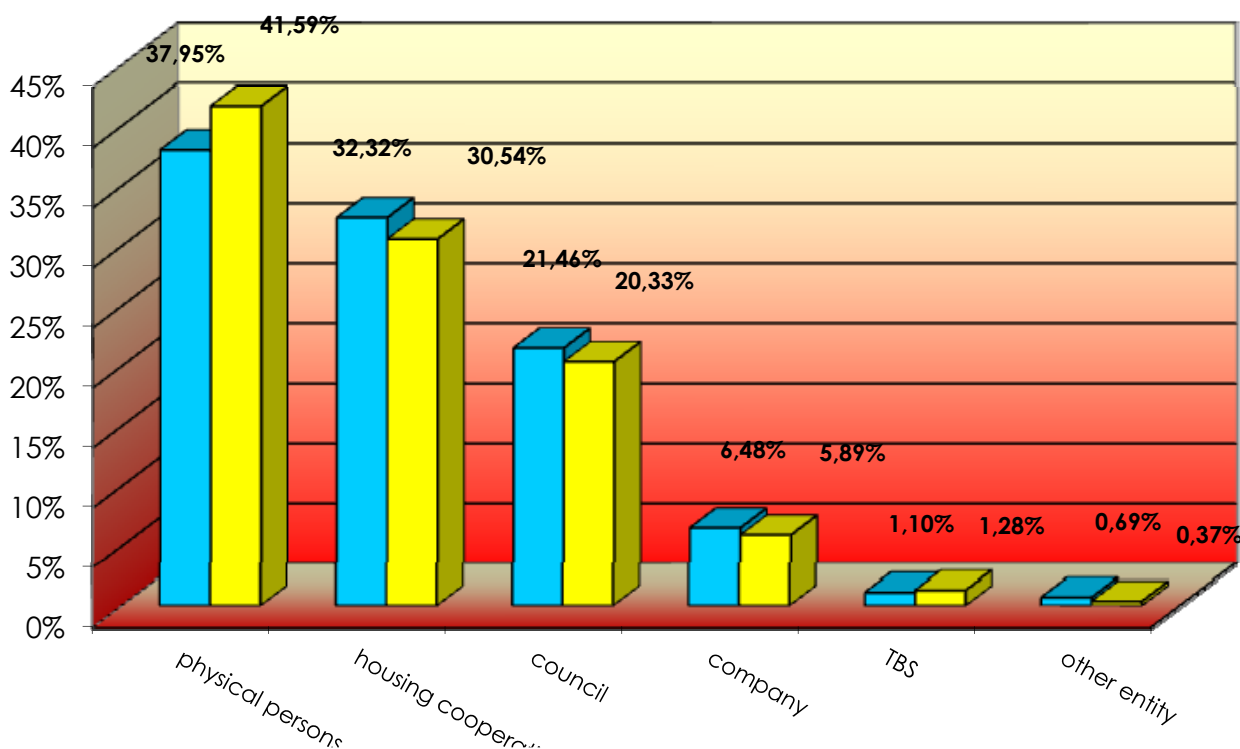


## 9. HOUSING ESTATE MANAGEMENT

### 9.1. Structure of housing resources in Gliwice

Ownership structure of housing resources in Gliwice is subject to change. Similarly to previous years, the share of so-called private flats, i.e. those owned by naturals, against the fall of percentage share of flats, whose owners were housing cooperatives, municipality, companies and other entities (e.g. State Treasury). This tendency can be observed for many years. Currently the for 2008 and 2009 data on forms of ownership of flats in Gliwice is not available, but it may be assumed that the tendencies observed so far are still true. From one year to another, the percentage share of social housing.

Chart 17. Housing estate resources in Gliwice as per forms of ownership from 2006 to 2007



Source: self-study based on Regional Data Bank, Chief Statistical Office, [www.stat.gov.pl](http://www.stat.gov.pl)

Every year a few hundred flats are commissioned in Gliwice. The most favourable situation on housing market could be observed in 2007, when the highest number of flats was commissioned with reference to the period subject to analysis (51% more than in 2006 and 46% more than in 2008). Average area of flats in the past years has been at the stable level of approx. 60 m<sup>2</sup>.

Table 43. Housing resources in Gliwice in 2006-2008

<b>Gliwice</b>	<b>2006</b>	<b>2007</b>	<b>2008</b>
Total housing resources	<b>74,608</b>	<b>74,922</b>	<b>75,151</b>
Area of flats in m <sup>2</sup>	4,439,265	4,465,466	4,492,288
Average area of flats in m <sup>2</sup>	59.5	59.6	59.8
Area in m <sup>2</sup> /person	22.4	22.6	22.8
Flats commissioned in a given year	256	386	264
Area of new flats in m <sup>2</sup>	22,885	30,420	29,054

Source: Regional Data Bank, Chief Statistical Office, [www.stat.gov.pl](http://www.stat.gov.pl), Province of Silesia, Subregions, districts, municipalities 2009, Province of Silesia, Subregions, districts, municipalities 2008, Province of Silesia, Subregions, districts, municipalities 2007,

The city is obliged to provide a council flat to persons with court's decision on eviction. From one year to another, the number of persons with eviction ruling is going up so the city was able to secure council flats to only some of them. The table below presents data on council flats allocated in the period subject to analysis.

Council flats are flats of lower standard (Resolution no. XXII/723/2009 of February 19, 2009). The city does not build council flats as new buildings need to meet strict technical conditions set out in Directive of the Minister of Infrastructure of April 12, 2002 (Dz.U.02.75.690), which makes construction of lower standard flats impossible. As per the Strategy of Integrated and Sustainable Development of the City of Gliwice, the actions of the city focus on securing council flats, i.e. gathering information on vacant council flats, their renovation and settlement.

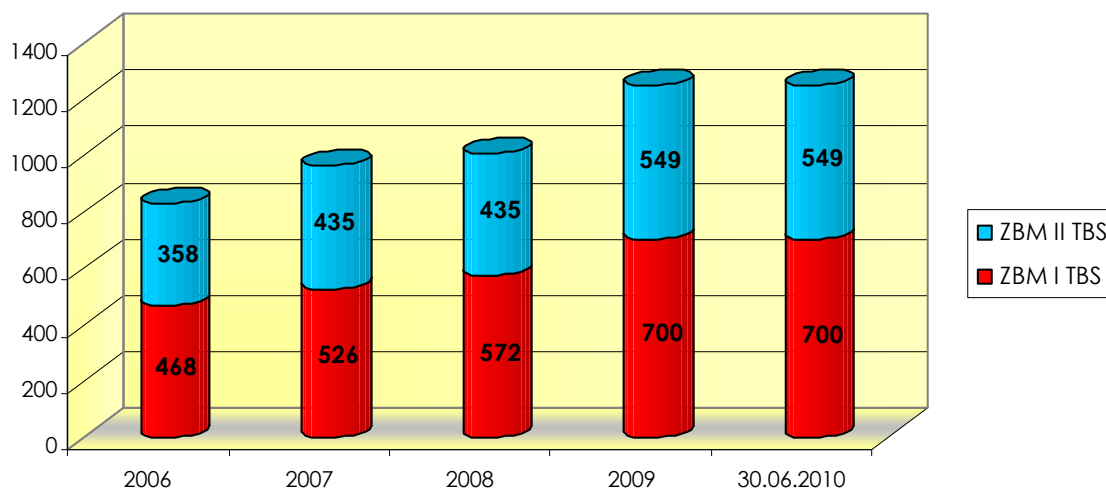
Table 44. Number of council flats allocated in particular years vs. identified needs

<b>Gliwice</b>	<b>2006</b>	<b>2007</b>	<b>2008</b>	<b>2009</b>	<b>30.06.2010</b>
Allocated council flats	33	40	27	82	65
Needs identified based on number of court decision on eviction	688	826	951	1,024	1,065
Percent of council flats allocated vs. needs	4.8	4.84	2.84	7.41	5.94

Source: Housing Management Department

### 9.1.1. TBS – Association for Social Housing

In 2000 first flats in the scope of TBS were commissioned. Since then to the first half of 2010, 1,249 flats were commissioned in the framework of social housing. The tables and charts below present the number of flats commissioned in particular years and location of buildings managed by ZBM I TBS Sp. z o.o. and ZBM II TBS Sp. z o.o.

**Chart 18. Number of flats commissioned in the scope of ZBM I and II TBS sp. z o.o. from 2006 to June 30, 2010**

Source: self-study based on data from ZBM I and II TBS sp. z o.o.

Buildings developed in the scope of TBS include, apart from flats, also utility buildings and garages as well as parking spaces. The table below contains the detailed description of facilities available in TBS buildings.

Table 45. Buildings commissioned in the scope of TBS per street, number of flats, utility facilities and garages – as of June 30, 2010

Street [year of investment completion]	Number of buildings	Number of flats	Number of utility facilities	Number of garages
<b>ZBM I TBS Sp. z o. o.</b>				
Hansa Christiana Andersena [2005,2006; 2009]	14	284	4	0
Ignacego Daszyńskiego [2000,2001]	1	27	1	0
Mikołowska [2007,2008]	2	70	12	0
Józefa Wieczorka [2006]	1	25	6	5
Stanisława Witkiewicza [2007]	1	34	2	0
Zabriska [2000]	1	18	2	0
Edwarda Żabińskiego [2003,2004]	11	242	4	1
<b>Total</b>	<b>31</b>	<b>700</b>	<b>31</b>	<b>6</b>
<b>ZBM II TBS Sp. z o. o.</b>				
Aronii, Agrestowa [2009]	2	32	0	9
Bernardyńska/Swiętojańska [2007]	2	77	6	47 (parking spaces in the building)
Bernardyńska [2005]	1	17	0	7
Dworska/Józefa Uszczyka [2003]	2	34	1	4
Dworska [2004]	3	82	1	16
Graniczna [2009]	3	82	1	18
Lipowa [2002,2003,2004]	3	85	5	7
Strzelców Bytomskich [2006]	1	26	1	0
Józefa Uszczyka [2005]	1	22	0	4

Stanisława Witkiewicza [2001]	4	92	0	0
<b>Total</b>	<b>22</b>	<b>549</b>	<b>15</b>	<b>65</b>

Source: ZBM I and II TBS sp. z o.o.

Moreover, in 2010 ZBM II TBS Sp. z o.o. started the following investments:

- Development of 25 flats at ul. Strzelców Bytomskich 7-9 (planned settlement date: April 2011)
- Stage I of investment in ul. Graniczna: development of 107 flats (planned settlement date: December 2011).

## 9.2. Council housing resources

The owner of council housing resources is the City of Gliwice, with Zakład Gospodarki Mieszkaniowej (Housing Management Department) acting on its behalf. It is an independent budget unit, which started its operations in 2004 (as per resolution of the Municipal Council no. XV/269/2003 of December 22, 2003).

Its main tasks include:

- Supervision over contracts on administration and management of housing estates and buildings belonging to the municipality,
- Management of housing estates and buildings belonging to the municipality, not subject to contracts mentioned above,
- Supervision over contracts on management of real estate in terms of land which is not built-in and which is adjacent to buildings belonging to the municipality and constituting separate real estate.
- Management of real estate in terms of land which is not built-in and which is adjacent to buildings belonging to the municipality and constituting separate real estate, not subject to contracts mentioned above,
- Representing the Municipality of Gliwice as co-owner in housing cooperatives,
- Supervision over renovation of buildings with monument status, belonging to the Municipality of Gliwice,
- Sale of real estate: flats, built-in real estate, sale in favour of lessees,
- Transferring to housing cooperatives of payments due resulting from the share of the Municipality of Gliwice in common parts of the real estate,
- Free of charge transfer of ownership of garages financed with own means,
- Management of housing resources belonging to the municipality and being under its ownership,
- Management of utility facilities belonging to the municipality and being under its ownership,
- Development of multi-facility buildings so as to satisfy the housing needs of members of local government community.

Management and administration of council buildings is handled by Zarząd Budyneków Miejskich I Towarzystwo Budownictwa Społecznego Sp. z o.o. and Zarząd Budyneków Miejskich II Towarzystwo Budownictwa Społecznego Sp. z o.o. The table below presents the structure of facilities in council

buildings. Due to purchase of flats and utility facilities by lessees and due to buildings being torn down, the number of council buildings and facilities has gone down since 2006.

Table 46. Structure of facilities in council buildings from 2006 to June 30, 2010

Gliwice		2006		2007		2008		2009		30.06.2010	
<b>Total number of buildings</b>		2,810		2,812		2,788		2,583		2,553	
<b>ZBM I TBS</b>	<b>ZBM II TBS</b>	1,889	921	1,885	927	1,880	908	1,590	993	1,560	993
<b>Number of buildings allocated for external management by ZBM I TBS</b>	<b>Number of buildings allocated for external management by ZBM II TBS</b>	259	34	274	42	289	73	324	158	340	176
<b>Number of residential buildings</b>		2,423		2,425		2,403		2,367		2,336	
<b>ZBM I TBS</b>	<b>ZBM II TBS</b>	1,687	736	1,683	742	1,678	725	1,557	810	1,526	810
<b>Number of residential flats</b>		22,829		22,751		22,258		22,538		22,370	
<b>ZBM I TBS</b>	<b>ZBM II TBS</b>	15,225	7,604	15,108	7,643	14,801	7,457	14,634	7,904	14,480	7,890
<b>Including number of council flats</b>		15,391		15,220		14,737		15,056		14,929	
<b>ZBM I TBS</b>	<b>ZBM II TBS</b>	10,254	5,137	10,022	5,198	9,742	4,995	9,599	5,457	9,515	5,414
<b>Including number of privately owned flats</b>		7,438		7,531		7,521		7,482		7,394	
<b>ZBM I TBS</b>	<b>ZBM II TBS</b>	4,971	2,467	5,086	2,445	5,059	2,462	5,035	2,447	4,944	2,450

Source: Report I and II of Zarząd Budynków Miejskich – Towarzystwa Budownictwa Społecznego sp. z o.o.

One of the sources of financing of council buildings are incomes from rent. Unfortunately, from one year to another rent arrears of residents are growing both in buildings of ZBM I TBS and of ZBM II TBS.

Table 47. Rent arrears in council flats from 2006 to June 30, 2010 [kPLN]

Gliwice	2006	2007	2008	2009	30.06.2010
Total	31,799	34,889	36,055	43,814	46,570
I ZBM -TBS sp. z o.o.	22,248	24,012	24,612	30,016	31,512
II ZBM -TBS sp. z o.o.	9,551	10,878	11,443	13,798	15,059

Source: Report I and II of Zarząd Budynków Miejskich – Towarzystwa Budownictwa Społecznego sp. z o.o.

Every year, renovation needs in council buildings are identified. The table below presents the extent of execution of needs diagnosed in particular years. The number of renovations completed does not only include those which had been planned, but also all types of emergencies which take place in a year.

Table 48. Renovations of buildings administered by ZBM - TBS I vs. needs identified

		2006	2007	2008	2009	30.06.2010
Number of thorough overhauls of buildings	Needs identified	9	8	7	1	8
	Execution	10	6	1	0	4
	% of needs execution	<b>111,11%</b>	<b>75,00%</b>	<b>14,28%</b>	<b>0%</b>	<b>50%</b>
Number of thorough roof	Needs identified	55	55	45	60	51
	Execution	137	70	46	52	11

repairs	% of needs execution	<b>249,09%</b>	<b>127,27%</b>	<b>102,22%</b>	<b>86,67%</b>	<b>21,57%</b>
Number of elevation renovations	Needs identified	26	43	51	50	39
	Execution	32	37	12	12	3
	% of needs execution	<b>123,08%</b>	<b>86,05%</b>	<b>23,53%</b>	<b>24%</b>	<b>7,59%</b>
Connection to heating network	Needs identified	9	7	3	2	3
	Execution	2	2	1	0	0
	% of needs execution	<b>22,22%</b>	<b>28,57%</b>	<b>33,33%</b>	<b>0%</b>	<b>0%</b>
Number or renovations of water, sewage, gas and heating installations	Needs identified	250	320	270	280	250
	Execution	354	488	285	301	136
	% of needs execution	<b>141,60%</b>	<b>152,50%</b>	<b>105,55%</b>	<b>107,50%</b>	<b>54,40%</b>
Number of renovations of electric installation	Needs identified	180	221	210	235	150
	Execution	221	257	190	244	49
	% of needs execution	<b>122,78%</b>	<b>116,29%</b>	<b>90,47%</b>	<b>103,83%</b>	<b>30%</b>
Building disassembly	Needs identified	8	13	12	17	7
	Execution	15	11	5	9	4
	% of needs execution	<b>187,50%</b>	<b>84,62%</b>	<b>41,66%</b>	<b>52,94%</b>	<b>57,14%</b>

Source: Report I of Zarząd Budynków Miejskich – Towarzystwa Budownictwa Społecznego sp. z o.o.

Table 49. Renovations of buildings administered by ZBM - TBS II vs. needs identified

		2006	2007	2008	2009	30.06.2010
Number of thorough overhauls of buildings	Needs identified	14	12	18	15	12
	Execution	2	5	8	3	0
	% of needs execution	<b>14,28%</b>	<b>41,67%</b>	<b>44,44%</b>	<b>20,00%</b>	<b>0%</b>
Number of thorough roof repairs	Needs identified	112	98	78	75	72
	Execution	15	26	7	21	4
	% of needs execution	<b>13,39%</b>	<b>26,53%</b>	<b>8,97%</b>	<b>28,00%</b>	<b>5,56%</b>
Number of elevation renovations	Needs identified	120	109	104	96	97
	Execution	6	12	8	1	2
	% of needs execution	<b>5%</b>	<b>11,01%</b>	<b>7,69%</b>	<b>1,04%</b>	<b>2,06%</b>
Connection to heating network	Needs identified	10	20	16	12	10
	Execution	0	12	6	1	2
	% of needs execution	<b>0%</b>	<b>60,00%</b>	<b>38%</b>	<b>8,33%</b>	<b>20%</b>
Number or renovations of water, sewage, gas and heating installations	Needs identified	142	128	114	111	115
	Execution	5	62	32	45	2
	% of needs execution	<b>3,52%</b>	<b>48,44%</b>	<b>28,07%</b>	<b>40,54%</b>	<b>1,74%</b>
Number of renovations of electric installation	Needs identified	146	132	126	127	125
	Execution	16	22	53	31	5
	% of needs execution	<b>10,96%</b>	<b>16,67%</b>	<b>42,06%</b>	<b>24,41%</b>	<b>4%</b>
Building disassembly	Needs identified	18	16	18	17	5
	Execution	5	2	6	11	0
	% of needs execution	<b>27,78%</b>	<b>12,50%</b>	<b>33,33%</b>	<b>64,71%</b>	<b>0%</b>
Adding chimney tracks	Needs identified	80	51	64	72	62
	Execution	29	33	16	12	7
	% of needs execution	<b>36,25%</b>	<b>64,71%</b>	<b>25%</b>	<b>16,67%</b>	<b>11,29%</b>
Window and door woodwork	Needs identified	2 500	1 669	1 240	1 650	1 720
	Execution	831	958	502	309	43
	% of needs execution	<b>33,24%</b>	<b>57,40%</b>	<b>40,48%</b>	<b>18,73%</b>	<b>2,5%</b>
Furnace works	Needs identified	600	401	386	468	405
	Execution	199	154	157	107	45

	% of needs execution	<b>33,17%</b>	<b>38,40%</b>	<b>40,67%</b>	<b>22,86%</b>	<b>11,11%</b>
--	----------------------	---------------	---------------	---------------	---------------	---------------

Source: Report II of Zarząd Budynków Miejskich – Towarzystwa Budownictwa Społecznego sp. z o.o.

The table below presents expenditures incurred by the City of Gliwice for completion of tasks related to housing Management.

Table 50. Expenditures for housing management in Gliwice [kPLN]

	<b>2006</b>	<b>2007</b>	<b>2008</b>	<b>2009</b>	<b>30.06.2010</b>
HOUSING MANAGEMENT, Including:	104,243,083	104,969,344	99,364,641	96,483,208	41,951,036
Housing Management Depts.	82,151,894	84,580,378	80,058,977	79,084,412	40,531,682
Management of land and real estate	7,408,945	4,134,914	13,453,493	10,777,274	1,330,637
TSB	4,063,825	5,600,000	5,000,000	6,000,000	0.00
Share in total expenditures	16.6%	14.6%	13.4%	12.9%	12.2%
Expenditures for housing Management per 1 resident with permanent place of abode	549.20	561.91	536.60	526.52	230.50

Source: Budget and Analyses Department of the Municipal Office

Throughout the period, expenditures for housing management were at high level with slight decreasing tendency. In terms of amount per resident they indicate small differences.

## 10. ARCHITECTURE AND ZONING PLAN

### 10.1. Structure of decisions, opinions and other tasks from the scope of architecture and urban planning

Data on the structure of decisions, opinions and other tasks performed in the period from 2006 to June 30, 2006 in terms of activities in the scope of architectural and construction administration, as well as conservator protection are presented in the table below.

Table 51. Decisions, opinions and other tasks from 2006 to June 30, 2010

#	Particulars	2006	2007	2008	2009	30.06.2010
1.	Certificates of facility self-standing	1,713	4,955	3,227	3,339	879
2.	Conservator opinions	1,185	1,187	1,128	1,146	592
3.	Designs reviewed and construction permits issued	1,487	1,610	1,671	1,585	781
4.	Facility disassembly permits	71	48	48	40	20
5.	Permits for construction works which do not require decision	1,392	1,474	1,342	1,097	542

Source: Department of Architecture and Construction of the Municipal Office

The next table presents data on number of construction permits issued.

Table 52. Structure of construction permits issued from 2006 to June 30, 2010

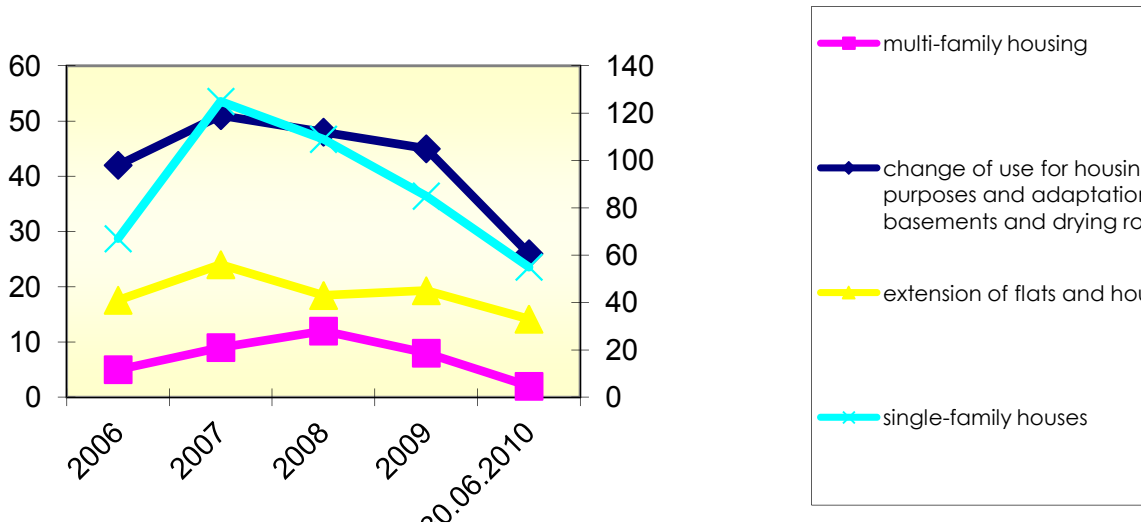
Particulars	2006	2007	2008	2009	30.06.2010
Total	1,487	1,610	1,671	1,585	781
Housing construction	155	241	212	183	116
Commercial construction	92	203	154	146	68
other	1,244	1,166	1,305	1,256	597

Source: own study based on registers of construction permits of Architecture and Construction Department of the Municipal Office

The charts below present the structure of construction permits issued for housing undertakings and commercial undertakings according to investment type. In case of housing undertakings, majority of permits refers to construction of single-family housing. Despite the fact that since 2007 their number has been going down, still, compared to the previous period (2002-June 30, 2006) many more construction permits are issued. In 2002-2006 it was from 32 to 70 permits per year. The number of other investments was in the period of 2006-2009 at a similar level.

At the same time, it needs to be stressed that one construction permit issued may result in a few houses or a few dozen of flats being built. Thus, by the end of June, 2010 2 permits were issued for construction of multi-family houses (including 17 flats), 55 permits for construction of single-family houses, which results in construction of 115 family houses. Moreover, 26 decisions were issued on changes to the manner of use, which allows for adaptation of lofts, basements and drying rooms for 33 flats.

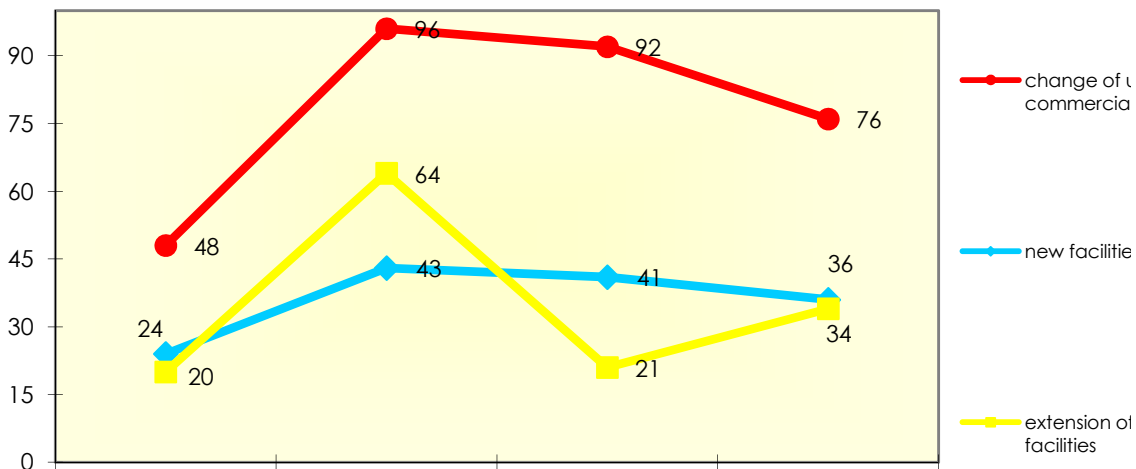
**Chart 19. Construction permits for housing undertakings according to type of investment in 2006-2009**



Source: own study based on registers of construction permits of Architecture and Construction Department of the Municipal Office

Among construction permits issued for commercial undertakings, most applies to change of use of existing facilities. By June 30, 2010 the total of 68 construction permits were issued for commercial undertakings, including 34 for change of use for commercial purposes, 21 for construction of new facilities and 13 for extension of existing facilities.

**Chart 20. Construction permit for Commercial undertakings according to type of investment in 2006-2009**



Source: own study based on registers of construction permits of Architecture and Construction Department of the Municipal Office

## 10.2. Zoning plan

### 10.2.1. Structure of decisions and opinions issued

Detailed structure of decisions issued in the scope of zoning plan is presented in the table below.

Table 53. Decisions, opinions and other tasks from 2006 to June 30, 2010

#	Task	2006	2007	2008	2009	30.06.2010
1.	Certificates on land purpose in the local zoning plan	388	458	521	511	293
2.	Abstracts and drawings from local zoning plan	601	393	412	450	309
3.	Drawings from the study on conditions and directions of zoning plan	81	59	47	105	105
4.	Opinions on initial projects of land division	102	111	102	109	45
5.	Opinions issued based on local zoning plan	-	488	415	525	189
6.	Decisions on building development conditions	376	284	227	158	101
7.	Decisions on establishing location of investment for public purpose	46	63	46	55	24
8.	Decisions establishing single fee from increase in real estate value	5	24	89	71	8

Source: Spatial Planning Department of the Municipal Office

Successive fall in number of building development conditions observed since 2006 results from the fact that ever greater area of the city is covered by local plans, which means that it was not obligatory to obtain building development conditions in the form of administrative decisions for those areas. Resolution on and implementation of local plan results in the proceedings on establishing building development conditions (or location of public purpose investment) by means of decision become void. This is of significant importance upon investment execution. Implementation of local plan results in potential investor applying – on the basis of the plan – immediately for construction permit decision (provided that the plan allows for possibility of completion of a given investment) without the necessity to apply for decision on building development conditions (or decision on public purpose investment location), which significantly speeds up the investment process.

Huge differences in the number of decisions establishing a single fee for increase in real estate value (so-called planning fee) resulted from the legal situation. Single fee for increase in real estate value is established due to resolution on or change in local zoning plan or issuance of decision on building development conditions and land management. It is established before planned sale of real estate under proceedings upon request or from ex officio after the submittance of notary deed confirming sale. In the period from January to the end of June 2010 no proceedings took place upon request. The number of decisions on planning fee in proceedings started ex officio depends directly on the external factor, being the number of sale transactions on the real estate market.

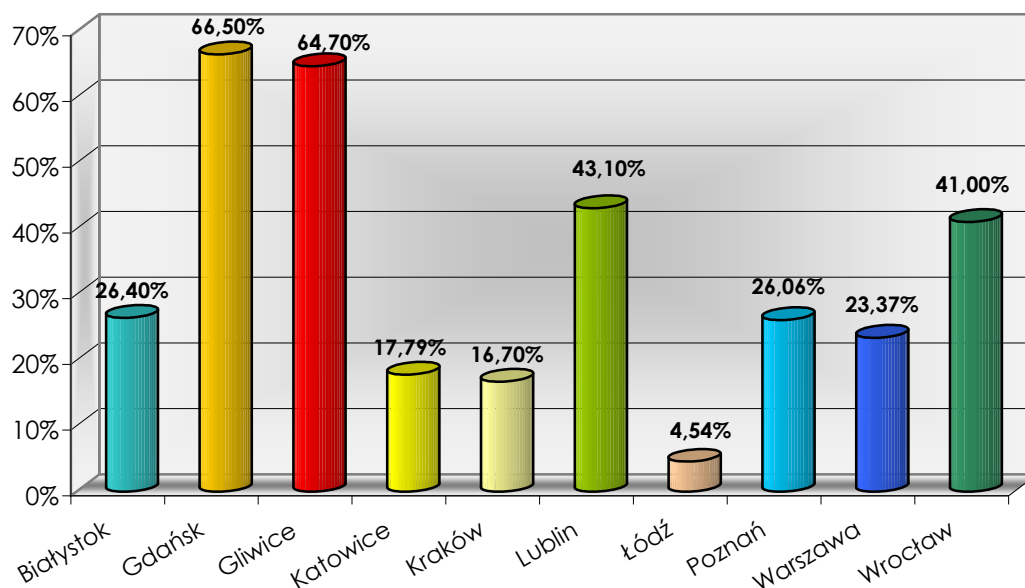
### 10.2.2. Local zoning policy

On December 17, 2009 the Municipal Council passed on the Study of conditions and directions for zoning plan of the City of Gliwice (Resolution no. XXXI/956/2009). The document constitutes continuation of assumptions from the Study in force so far, passed on in 1999. The study is an act determining assumptions for local zoning policy, containing stipulations which are binding upon drawing up local zoning plans. This is a document important to the city, since it determines its development directions.

One of the main directions of city development indicated in the Study is the economic development based on favourable conditions which result from the presence of A4 motorway and A1 motorway currently under construction. Those are the areas of so-called "exceptional opportunities". Due to exceptional attractiveness, they require appropriate management. Along the motorways areas of rendering services and goods production were proposed, including large facilities, also those operating in the area of logistics. In the study, practically in all parts of the city, significant extension of areas planned for housing and service rendering facilities was assumed. Objectives adopted in the document and indicated directions for zoning plan allow for completion of various scenarios of city development, determine the concept of development of Gliwice in functional and spatial sphere for the years to come, which will enable conscious and rational zoning policy.

At the end of June 2006 39.72% of the area of Gliwice was covered by plans. Currently the area, to which the local zoning plan applies, equals approx. 8,034 ha, which accounts for 64.70% of city area (excluding forests). Another 10 zoning plans are currently under preparation, which in total cover approx. 3,830 ha. Zoning plans of Stare Gliwice, Sośnica-Północ, Sikornik and Trynek have already been passed on but are not effective yet. They cover the area of 1,030 ha. By the end of 2010 **the entire area of Gliwice** will be covered with zoning plans (excluding forest and closed areas).

Chart 21. Share of city areas covered by zoning plans – as of December 31, 2009



Source: Rzeczpospolita (based on Union of Polish Metropolies 1990, February 2010.)

Table 54. Local zoning plans in force as for June 30, 2010

#	Number and date of resolution acknowledging local zoning plan	Area, for which local zoning plan was drawn up (ha)	Area, to which resolution applies (approximate location)
1	Resolution No. XXV/344/96 of the Municipal Council of Gliwice of 23 May 1996	258,75 ha (260 ha-1,25 ha)	Area of 260 ha, located near road no. 4, <b>ul. Portowa and ul. Starogliwicka</b>
2	Resolution No. XXIX/394/96 of the Municipal Council of Gliwice of 14 November 1996	50 ha	Area of 50 ha, located near road no. 4, <b>ul. Wyczółkowskiego and ul. Starogliwicka</b>
3	Resolution No. XXXIV/505/97 of the Municipal Council of Gliwice of 24 April 1997	162 ha	Area of 162 ha located <b>on the South-West side of road no. 4 and on both sides of ul. Wyczółkowskiego</b> - plan in force currently solely on part of this area
4	Resolution No. XLVI/731/98 of the Municipal Council of Gliwice of 18 June 1998	17,2 ha	Area located <b>at administration border of the city with Kleszczów district</b>
5	Resolution No. XLVI/732/98 of the Municipal Council of Gliwice of 18 June 1998	0,63 ha	Part of area near <b>ul. Daszyńskiego</b> - Ostropa
6	Resolution No. XLVI/733/98 of the Municipal Council of Gliwice of 18 June 1998	54.3 ha	Area located to the East of <b>ul. Rybnicka</b> and to the South of <b>A4 motorway</b>
7	Resolution No. XLVI/735/98 of the Municipal Council of Gliwice of 18 June 1998	30,35 ha (32,3 ha – 1,95ha)	Area located between <b>ul. Nadrzeczna, Czolgowa, DK-4 and ul. Kozielska</b>
8	Resolution No. XLVI/752/98 of the Municipal Council of Gliwice of 18 June 1998	199,73 ha	Region of <b>os. Kopernika</b> with <b>Kąpielisko Leśne</b>
9	Resolution No. XLVI/756/98 of the Municipal Council of Gliwice of 18 June 1998	8,4 ha	Region of <b>ul. Lipowa</b> – extension of <b>Lipowy Cemetery</b>

10	Resolution No. IX/200/99 of the Municipal Council of Gliwice of 8 July 1999	1,8 ha	Change of <b>7 plots for housing purposes</b> . Plots located in Ostropa, Bojków – plan currently foresees only plots in Ostropa
11	Resolution No. XIX/438/2000 of the Municipal Council of Gliwice of 29 June 2000	1,95 ha	Area located near <b>ul. Nadrzeczna and ul. Portowa</b>
12	Resolution No. XIX/439/2000 of the Municipal Council of Gliwice of 29 June 2000	1,25 ha	Area located in <b>KSSE Gliwice Subzone</b> near Opel plant (from <b>ul. Portowa</b> )
13	Resolution No. XXIII/477/2000 of the Municipal Council of Gliwice of 16 November 2000	6,0 ha	<b>City road</b> at intersection with ul. Rybnicka
14	Resolution No. XXIII/479/2000 of the Municipal Council of Gliwice of 16 November 2000	10,7 ha	<b>City road</b> from DK-4 with intersection to <b>ul. Kozielska</b> currently being designed
15	Resolution No. XXIII/481/2000 of the Municipal Council of Gliwice of 16 November 2000	8,5 ha	<b>City road</b> from western separating line <b>ul. Bojkowska</b> to meeting point with western separating line <b>narrow-gauge railway</b>
16	Resolution No. XXV/554/2001 of the Municipal Council of Gliwice of 11 January 2001	0,32 ha	<b>City road</b> from southern separating line road <b>DK4</b> to north-eastern separating line <b>ul. Łabędzka</b> (until July 15, 2010)
17	Resolution No. XXV/555/2001 of the Municipal Council of Gliwice of 11 January 2001	18,8 ha	<b>City road</b> from <b>ul. Pszczyńska</b> with intersection to eastern separating line <b>ul. Bojkowska</b> – currently being designed
18	Resolution No. XXV/556/2001 of the Municipal Council of Gliwice of 11 January 2001	1,9 ha	<b>City road</b> from southern separating line of <b>ul. Łabędzka</b> to northern separating line <b>ul. Kozielska</b> (until July 15, 2010)
19	Resolution No. XXX/666/2001 of the Municipal Council of Gliwice of 12 July 2001	0,84 ha	<b>City road</b> from <b>ul. Kozielska</b> to <b>ul. Andersa</b>
20	Resolution No. XXX/667/2001 of the Municipal Council of Gliwice of 12 July 2001	4,5 ha	<b>City road</b> from existing <b>energy line 110kV</b> to northern separating line <b>ul. Daszyńskiego</b>
21	Resolution No. XXX/668/2001 of the Municipal Council of Gliwice of 12 July 2001	1,7 ha	<b>City road</b> from separating line <b>ul. Daszyńskiego</b> to road <b>G1/4</b> marked on current plan
22	Resolution No. XXX/669/2001 of the Municipal Council of Gliwice of 12 July 2001	15,0 ha	<b>City road from A to B, area of fields</b> between <b>ul. I. Daszyńskiego</b> and <b>ul. Rybnicka</b>
23	Resolution No. XXX/670/2001 of the Municipal Council of Gliwice of 12 July 2001	7,9 ha	<b>City road from the airport and A4 motorway</b> currently being designed
24	Resolution No. XXXII/727/2001 of the Municipal Council of Gliwice of 25 October 2001	0,42 ha	Area located at intersection of <b>ul. Toszecka</b> and <b>ul. Pod Borem</b>
25	Resolution No. XXXVII/858/2002 of the Municipal Council of Gliwice of 25 April 2002	6,3 ha	City road from <b>ul. gen. W. Andersa</b> to existing <b>energy line 110kV</b>
26	Resolution No. XXXIX/915/2002 of the Municipal Council of Gliwice of 10 July 2002	50 ha	Area located in the city centre between ul. Pszczyńska, Wrocławska and Kłodnica River (covers <b>Academic Quarters</b> in Gliwice)
27	Resolution No. XL/956/2002 of the Municipal Council of Gliwice of 19 September 2002	1,76 ha	Area located in the region of <b>ul. Kozielska, gen. W. Andersa and Czołgowa</b>
28	Resolution No. XLI/1009/2002 of the Municipal Council of Gliwice of 10 October 2002	4,8 ha	Exit from DK4 – region of <b>ul. Zbożowa, Toszecka</b>
29	Resolution No. XLI/1010/2002 of the Municipal Council of Gliwice of 10 October 2002	64 ha	Area located in <b>Stare Gliwice</b> , housing and allotment purposes
30	Resolution No. XLI/1011/2002 of the Municipal Council of Gliwice of 10 October 2002	210 ha	Area located in North-western part of the city on the south side of ul. Kozielska in <b>Brzezinka-Południe</b>

31	Resolution No. XLI/1014/2002 of the Municipal Council of Gliwice of 10 October 2002	175 ha	Area located in North-western part of the city on the north side of ul. Kozielska in <b>Brzezinka-Północ</b>
32	Resolution No. XIII/228/2003 of the Municipal Council of Gliwice of 23 October 2003	11,5 ha	<b>7 parts</b> for housing purposes in the following locations: <b>ul. Lipowa, Św. Marka, Dworska, E. Żabińskiego, Mikołowska, Wrocławska, X. Dunikowskiego</b> <i>In scope of change: e); f); g) the plan became void on 18 March 2006; d) the plan became void on 16 July 2010</i>
33	Resolution No. XIII/229/2003 of the Municipal Council of Gliwice of 23 October 2003	11,90 ha	<b>DTŚ Ring road</b> – from Kłodnica River to border with Zabrze
34	Resolution No. XIII/230/2003 of the Municipal Council of Gliwice of 23 October 2003	8,85 ha	City road from <b>ul. Pszczyńska</b> to <b>administrative border of Gliwice</b>
35	Resolution No. XIII/231/2003 of the Municipal Council of Gliwice of 23 October 2003	2,45 ha	Part of <b>Zabrze-Gliwice gas pipeline</b> . Area located in the region of administrative border with Zabrze
36	Resolution No. XX/529/2004 of the Municipal Council of 3 June 2004	ok.514 ha	<b>Czechowice</b>
37	Resolution No. XXI/575/2004 of the Municipal Council of Gliwice of 8 July 2004	ok. 180 ha	<b>DTŚ Ring road</b> from <b>ul. Królewskiej Tamy to A-1</b>
38	Resolution No. XXI/576/2004 of the Municipal Council of Gliwice of 8 July 2004	330 ha	Area located in North-eastern part of the city, East of ul. Tarnogórska - <b>Żerniki-Wschód</b>
39	Resolution No. XXV/658/2004 of the Municipal Council of Gliwice of 2 December 2004	140 ha	Area located in North-eastern part of the city, West of ul. Tarnogórska - <b>Żerniki-Zachód</b>
40	Resolution No. XXXV/885/2005 of the Municipal Council of Gliwice of 15 September 2005	191,5 ha	Area located in north-western part of the city, covering <b>part of Stare Łabędy</b> in Gliwice
41	Resolution No. XXXVIII/963/2005 of the Municipal Council of Gliwice of 22 December 2005	ok.1 499 ha	<b>Bojków</b>
42	Resolution No. XXXVIII/964/2005 of the Municipal Council of Gliwice of 22 December 2005	220 ha	Area located in south-eastern part of the city, covering industrial and housing quarters in the region of <b>ul. Robotnicza and ul. Franciszkańska</b>
43	Resolution No. XXXVIII/965/2005 of the Municipal Council of Gliwice of 22 December 2005	798 ha	Area located in central part of the city, covering <b>city centre</b> , so called central city areas
44	Resolution No. XLIII/1121/2006 of the Municipal Council of Gliwice of 29 June 2006	58 ha	<b>KSSE Gliwice Subzone – Niepaszyce</b>
45	Resolution No. XLIII/1120/2006 of the Municipal Council of Gliwice of 29 June 2006	162 ha	<b>KSSE Gliwice Subzone – Brzezinka</b>
46	Resolution No. XLV/1181/2006 of the Municipal Council of Gliwice of 14 September 2006	127 ha	<b>Sońnica-południe</b>
47	Resolution No. XLV/1182/2006 of the Municipal Council of Gliwice of 14 September 2006	37,5 ha	<b>KSSE Gliwice Subzone - Bojkowska</b>
48	Resolution No. XLVII/1216/2006 of the Municipal Council of Gliwice of 26 October 2006	170 ha	city quarters of industrial and warehouse character located <b>between planned ring road and A4 motorway</b>
49	Resolution No. XLVII/1217/2006 of the Municipal Council of Gliwice of 26 October 2006	530ha	<b>Ligota Zabrska</b> and city quarters of industrial and warehouse character located between <b>ul. Pszczyńska and ul. Bojkowska</b>
50	Resolution No. IV/90/2007/2006 of the Municipal Council of Gliwice of 15 February 2007	31 ha	<b>KSSE Gliwice Subzone – Łabędy field</b>
51	Resolution No. XI/325/2007 of the Municipal Council of Gliwice of 11 October 2007	139 ha	<b>Area of "Port Gliwice"</b> .

<b>52</b>	Resolution No. XI/326/2007 of the Municipal Council of Gliwice of 11 October 2007	294 ha	<b>Wilcze Gardło</b>
<b>53</b>	Resolution No. XIII/395/2007 of the Municipal Council of Gliwice of 20 December 2007	964 ha	<b>Łabędy</b>
<b>54</b>	Resolution No. XXVIII/903/2009 of the Municipal Council of Gliwice of 15 October 2009	16,3 ha	Area located in Gliwice between ul. Słowackiego and ul. Dolnej Wsi

Source: Spatial Planning Department of the Municipal Office

Table 55. Local zoning plans under preparation (as on June 30, 2010)

#	Number and date of resolution acknowledging local zoning plan	Area, for which local zoning plan was drawn up (ha)	Area, to which resolution applies (approximate location)
<b>1</b>	Resolution No. <b>XLI/999/2002</b> of the Municipal Council of Gliwice of <b>10 October 2002</b>	1 269 ha	Areas related to development of transport system in Gliwice – <b>along south-western ring road and A4 motorway</b>
<b>2</b>	Resolution No. <b>XVIII/477/2004</b> of the Municipal Council of Gliwice of <b>25 March 2004</b>	180 ha	<b>Żerniki Zachód II</b>
<b>3</b>	Resolution No. <b>XXXV/888/2005</b> of the Municipal Council of Gliwice of <b>15 September 2005</b>	1 318 ha	<b>Ostropa</b>
<b>4</b>	Resolution No. <b>IV/87/2007</b> of the Municipal Council of Gliwice of <b>15 February 2007</b> Resolution No. <b>XV/470/2008</b> of the Municipal Council of Gliwice of <b>24 April 2008</b>	626 ha	Area located on the Eastern side of ul. Tarnogórska, covering part of <b>Szobiszowice and Zatorze</b>  Change of graphic enclosure to resolution.
<b>5</b>	Resolution No. <b>IV/88/</b> of the Municipal Council of Gliwice of <b>15 February 2007</b> Resolution No. <b>XV/469/2008</b> of the Municipal Council of Gliwice of <b>24 April 2008</b>	259 ha	Area located on the Western side of ul. Tarnogórska, covering part of <b>Szobiszowice and Zatorze</b>  Change of graphic enclosure to resolution.
<b>6</b>	Resolution No. <b>XXI/684/2008</b> of the Municipal Council of Gliwice of <b>18 December 2008</b>	ok. 23 ha	<b>Change of zoning plan of city centre</b> (7 graphic enclosures)
<b>7</b>	Resolution No. <b>XXI/685/2008</b> of the Municipal Council of Gliwice of <b>18 December 2008</b> Resolution No. <b>XXII/732/2009</b> of the Municipal Council of Gliwice of <b>19 February 2009</b>	ok. 38 ha	<b>Change of zoning plan of city centre</b> (11 graphic enclosures)  change of borders of graphic design no. 4
<b>8</b>	Resolution No. <b>XXII/733/2009</b> of the Municipal Council of Gliwice of <b>19 February 2009</b>	ok. 75 ha	<b>Change of zoning plan of city centre</b> (12 graphic enclosures)
<b>9</b>	Resolution No. <b>XXXII/985/2010</b> of the Municipal Council of Gliwice of <b>11 February 2010</b>	29,7 ha	Local zoning plan of the City of Gliwice for area located in north-eastern side of ul. Pszczyńska, near Gliwice-Sońnica intersection
<b>10</b>	Resolution No. <b>XXXIV/1037/2010</b> of the Municipal Council of Gliwice of <b>29 April 2010</b>	13,2 ha	Local zoning plan of the City of Gliwice for area located near ul. Góry Chełmskiej, Kozielska and Okulickiego.

Source: Spatial Planning Department of the Municipal Office

Table 56. Local zoning plans passed on, not effective (as on June 30, 2010)

#	Number and date of resolution acknowledging local zoning plan	Area, for which local zoning plan was drawn up (ha)	Area, to which resolution applies (approximate location)
1	Resolution No. <b>XXXIV/1036/2010</b> of the Municipal Council of Gliwice of <b>29 April 2010</b>	259 ha	Local zoning plan of the City of Gliwice for area located near in Stare Gliwice (plan published on June 15, 2010 effective as of July 15, 2010)
2	Resolution No. <b>XXXV/1062/2010</b> of the Municipal Council of Gliwice of <b>10 June 2010</b>	369 ha	Local zoning plan of the City of Gliwice for area covering Sośnica-Północ.
3	Resolution No. <b>XXXV/1063/2010</b> of the Municipal Council of Gliwice of <b>10 June 2010</b>	402 ha	Local zoning plan of the City of Gliwice for area covering Sikornik and Trynek

Source: Spatial Planning Department of the Municipal Office

### 10.3. Newly given and changed names of streets in the City

Table 57. Newly given names of street

Year	Name of street
2006	Gen. Leopolda Okulickiego,
	Czołgowa,
	Wincentego Witosa
	Skwer 700-lecia Ligoty Zabrskiej
2007	Jerzego Kukuczki
2008	Skwer Bottrop
	Skwer Keżmarok
	Morska
	Wadowicka
	Jeżynowa
	Agrestowa
	Aronii
2009	Bożonarodzeniowa
	Alfonsa Zgrzebnioka
	Poziomkowa
	Lwowska
	Stanisławowska
	Tarnopolska
	Stryjska
	Trzech Króli
	Michała Grażyńskiego
	Andrzeja Panufnika
	Zielone Wzgórze
	Ortów
	Toruńska (new part – extension of existing Toruńska)
30.06.2010	Karnawalowa

Source: Geodesy and Cartography Department of the Municipal Office

Table 58. Changed names of streets

Year	Old name of street	New name of street
2006*	ul. Czołgowa	ul. Leopolda Okulickiego

\* from 2007 to 30.06.2010 no street name was changed.

Source: Geodesy and Cartography Department of the Municipal Office

Table 59. Newly given names to roundabouts / Bridges

Year	Name of roundabout / bridge	Remarks
2008*	Most Zwycięstwa	Located by Kłodnica River next to ul. Zwycięstwa
	Most Świętej Barbary	Located by Kłodnica River next to ul. Dworcowa
	Most Baildona	Located by Kłodnica River next to intersection of ul. Johna Baildona and Królewskiej Tamy
	Most Edisona	Located by Kłodnica River next to ul. Tomasza Edisona
	Most Wrocławski	Located by Kłodnica River next to ul. Wrocławska
	Rondo Akademickie	Located next to ul. Marii Skłodowskiej-Curie at the intersection with ul. Łużycka and Kujawska
	Rondo Generała Andersa	Located next to ul. Kozielska at the intersection of ul. gen. W. Andersa and Łabędzka
	Rondo Gwarków	Located next to ul. Jasna at the intersection of ul. Gwarków and Jana Kochanowskiego
	Rondo Bojkowskie	Located next to ul. Bojkowska
	Rondo Gwiazdne	Located next to ul. Pionierów

\* The names above were given to bridges and roundabouts based on Resolution no. XIX/641/2008 of the Municipal Council in Gliwice, which came into force on December 9, 2008. Its execution was only possible in April 2009 due to lack of technical possibility of entering resolution stipulations into register.

Source: Geodesy and Cartography Department of the Municipal Office

## 11. ENVIRONMENTAL PROTECTION

The City of Gliwice owns a great volume of green areas located both in the city centre and on its outskirts. It is for this reason that it is perceived as the "green" city. Despite this, similarly to other cities in the Silesian agglomeration, it has problems related to pollution of waters and air.

Expenditures for environmental protection and communal Management are presented in the table below. Assuming 2006 as base year, it may be concluded that expenditures in this respect have gone up and most expenditures fell on the years of 2007 and 2008. Majority of funds in the entire period from 2006 to June 30, 2010 were allocated to activities related to waste water management and maintenance of greenery in the city.

Table 60. Expenditures on communal management and environmental protection in 2006-June 30, 2010

	2006	2007	2008	2009	30.06.2010
COMMUNAL MANAGEMENT AND ENVIRONMENTAL PROTECTION, including:	<b>52,953,121</b>	<b>81,864,740</b>	<b>81,375,502</b>	<b>66,312,292</b>	<b>25,871,099</b>
Waste water management	12,883,249	12,861,434	20,162,133	18,976,224	6,229,793
City cleaning	5,999,935	4 29,355	7,176,282	8,505,085	8,607,241
Maintenance of greenery	8,626,237	9,948,964	15,557,471	22,515,132	5,945,131
Lighting of street, roads and squares	5,329,689	5,326,374	5,900,448	6,446,161	3,354,174
Share in total expenditures	8.4%	11.4%	11.0%	8.9%	7.5%
Expenditures on communal Management per 1 resident with permanent place of abode in Gliwice	278.98	438.23	439.46	361.87	137.41

Source: report of Budgeting and Analyses Department of the Municipal Office

### 11.1. Air protection

The condition of air in Gliwice, as per "State Environmental Monitoring Programme for 2006-2009 in the Province of Silesia", is permanently monitored with the use of 2 monitoring stations. Subject to permanent measurements are the following substances: nitrogen dioxide, sulphur dioxide, PM10, benzene and other hydrocarbons. Test results could be deemed as correct, apart from concentrations of PM10. In the case of the latter, the permitted frequency of failure to keep concentration within 24-hour limits was exceeded on the average twice (approx. 70 times in a year).

The phenomenon of exceeding concentration norms of PM10 is a feature of the entire region, particularly of the Upper Silesia Agglomeration, which reflects similar character and type of sources of exceedances in this zone. Similar correlation was found for benzo(a)pirene, in case of which target level is exceeded. Due to this the air protection programme was passed on in June 2010 for the zones of the Province of Silesia, in which exceedances occur. The result of its implementation and operation shall be achieving in 2020 permissible and target concentrations of pollutions. Within the framework of the programme, factors were identified, which mostly affect the quality of air in Gliwice in the scope of PM10 dust. Surface emissions are most common in our city (so-called "low emissions", share: 59%), then

line emissions (road transport, share 25%) and to the lowest extent point emissions (industrial, share: 16%). As far as air pollution with benzo(a)pirene is concerned, the influence of "low emissions" is even more evident and for Gliwice it was set at the level of 89.1%, close to the average value for the Upper Silesia Agglomeration.

The City of Gliwice, has been running a campaign aimed at liquidation of "low emission" for 13 years now. In the period from 2006 to 2009 it has subsidized modernization of traditional coal-based heating systems into low-emission systems for 1,108 persons and 41 legal entities. Most big boiler rooms (31) were liquidated in 2002. From 2006 to 2009 actions in this respect were limited to modernization of existing boiler rooms. Modernization consisted in supply of equipment based on more environmentally friendly fuels (gas, oil).

Table 61. Modernization of boiler rooms from 2006 to June 30, 2010

	2006	2007	2008	2009	30.06.2010
Modernization of boiler rooms	2	2	0	2	0 <sup>1)</sup>

1) based on data from Investment and Renovations Department  
Source: Report of Environmental Department of the Municipal Office

Subsidies within the framework of modernization of heating systems covered by July 1, 2008, 30% of investment value, no more, however, than PLN 1,000. In July 2008 new regulations regarding granting subsidies came into force. The change of regulations for granting subsidies to modernization costs of heating systems with shift to environmentally friendly fuels resulted primarily from the will to increase the amount of subsidy with simultaneous increase of the environmental impact and the necessity to adjust the regulations to new Polish and EU legal acts. Technological development in the scope of heating equipment enforces adjustment of aid system so that higher environmental effect can be achieved with comparable amount. Taking this principle into account, the Municipal Council of the City of Gliwice in 2008 passed on Regulations, which allowed for the subsidy amount to be dependent from solely the cost of the heating equipment (e.g. coal gas boiler, biomass boiler, solar collector etc.), i. e. an element of the heating installation which has the biggest influence on the volume of emissions. As per new regulations, 50% of value of the heating equipment is subject to subsidy. The amount, however, cannot exceed PLN 1,500.

The basic condition for obtaining subsidy was, as was the case in previous years, liquidation of old coal-based furnaces, as long as they were not of a relic value. Heating systems based on furnaces covered by care of Municipal Monument Conservator required solely liquidation of the heating system, which allowed for burning of non-ecological coal.

Table 62. Subsidy for modernization of heating systems from 2006 to June 30, 2010

Subsidy for modernization of heating systems of companies and private persons	2006	2007	2008	2009
Companies and institutions – number of applications submitted	8	19	7	11
Companies and institutions – number of applications subsidized	8	18	6	9
% applications subsidized against total number of applications submitted	100%	94.7%	85.7%	81.8%
Private persons - number of applications submitted	321	304	272	346

Private persons - number of applications subsidized	279	281	250	298
% applications subsidized against total number of applications submitted	86.9%	92.4%	91.9%	86.1%

<sup>1)</sup> as of 01.01.2010, after the Act on Environmental Protection was changed, the possibility of granting subsidies by local government units for undertakings related to environmental protection was liquidated.

Source: Report of Environmental Department of the Municipal Office

As of January 2010, after changes to the Act on Environmental Protection came into force, the local government lost the possibility of granting subsidies to undertakings related to environmental protection. From 1997 to 2009 approx. PLN 4 m subsidies were granted for modernization of heating systems from the municipal and district environmental protection fund. Almost 4,000 applications were granted subsidies. Local government authorities have taken actions aimed at restoring regulations allowing for granting environmental subsidies.

Actions related to air protection in the scope of industrial emissions in 2006-2009 resulted in granting of 40 permits for entering gases and dusts into the air.

## 11.2. Water supply

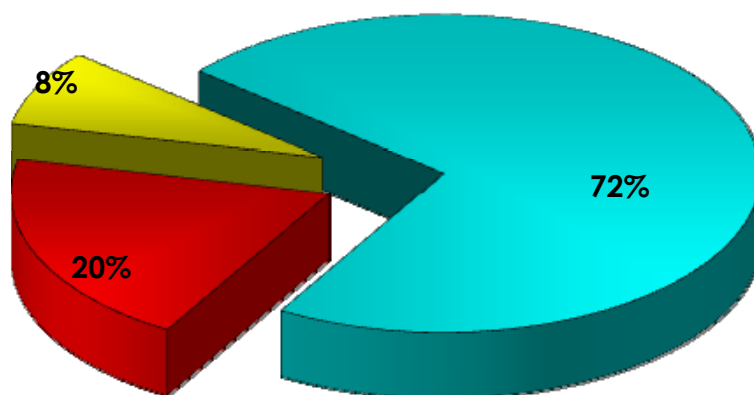
The supplier of drinking water in Gliwice is Przedsiębiorstwo Wodociągów i Kanalizacji Sp. z o.o. The entity is in charge of distribution of water of appropriate quality and pressure for both individual and institutional recipients, including industrial companies.

Water network in our city consists of main network, distribution network and connection points to buildings. As on the first half of 2010, the length of main network amounted to 96.5 km, distribution network to 394.7 km and connections to buildings – 207.7 km. Total – 699 km.

Water supplied by PWIK to its customers comes from 3 sources:

- Water from own underground sources (including wells located in Rudziec municipality, but partly supplying to Gliwice) – 87.6%,
- Water purchased from Górnośląskie Przedsiębiorstwo Wodociągów in Katowice – 12.26%,
- Water purchased from Zabrzeńskie Przedsiębiorstwo Wodociągów i Kanalizacji - 0,14%

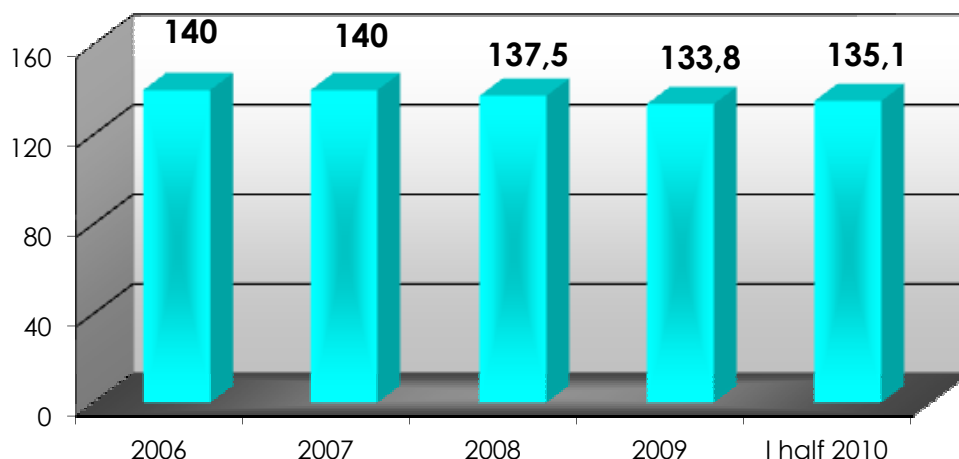
**Chart 22. Structure of water recipients in Gliwice as per purpose of water use in the first half of 2010**



Source: Study of City Development Bureau based on data from Przedsiębiorstwo Wodociągów i Kanalizacji Sp. z o.o.

As can be seen from the chart above, the main recipient of water in Gliwice are households. 1/5 of resources is used for the needs of industry and the remaining 8% for the needs of schools or swimming pools.

Water consumption in Gliwice per 1 resident has gone down, compared to the beginning of office term. This tendency is in place until 2012, despite periodic increases in consumption. This may be a proof for increasing environmental awareness of the residents and care for rational water use. The quality of water supplied by PWIK is constantly monitored. Analysis of physical and chemical properties included such indexes as: colour, cloudiness, reaction, smell, flavour or content of particular chemical substances. Quality tests, despite the fact that some collection points indicate slight exceedances of norms in terms of iron or manganese content or other substances, generally confirm that the water in Gliwice complies with conditions of the Directive of the Minister of Health in the scope of quality of water for human consumption.

**Chart 21. Daily water consumption in liters per 1 resident from 2006 to June 30, 2010**

Source: Study of City Development Bureau based on data from Przedsiębiorstwo Wodociągów i Kanalizacji Sp. z o.o.

### 11.3. Waste water management and sewage system

One of the biggest and most significant investments completed during the last office term was modernization of waste water management in Gliwice. The project started in 2001 and was completed in 2010. The amount of EUR 21 m was secured from the Cohesion Fund and pre-accession financial instrument of ISPA. The amount constituted 53% of qualified costs, whereby the value of the entire project amounted to approx. EUR 45.7 m. The project was divided into 13 contracts for construction works, which were executed in 9 city quarters of Gliwice (Brzezinka, Żerniki, Łabędy, ul. Tarnogórska, Sośnica, Ligota Zabrska, ul. Kozielska, Stare Impasto, Czechowice). Within the framework the total of 109 km of sanitary drain system was modernized, 52 km of rain water drain system and 7.4 km of general floating drain system. The project enabled 15 thousand of the residents of our city to use the newly established and modernized network. Apart from achieving the main goal of the undertaking, thanks to completion of contract task, road surface was renovated in particular city quarters. (total of 325,000 km<sup>2</sup>).

For completion of this Project Przedsiębiorstwo Wodociągów i Kanalizacji Sp. z o. o. was honoured with the award of the Minister of Regional Development in the Investor category within the framework of 4<sup>th</sup> edition of "Environmental Investment Leader" competition.

The detailed list of most significant investments carried out by Przedsiębiorstwo Wodociągów i Kanalizacji Sp. z o.o. from 2006 to June 30, 2010 can be found below.

- In 2006:
  - Water supply system in Brzezinka - 2 240 m ~PLN 895,000
  - Water supply system in ul. Rolników - 2 900 m ~PLN 2,060 ,000
- in 2007:
  - Water supply system in - 3 500 m ~PLN 1,330,000
  - Water supply system in Żerniki - 1 230 m ~PLN 1,383,000

- Water supply system in Łabędy - 430 m ~PLN 163,000
- Water supply system in ul. Zielińskiego - 215 m ~PLN 192,000
- Water supply system in ul. Tokarskiej - 1 780 m ~PLN 1,253,000
- Sanitary and rain water drain system in Żerniki - 690 m ~PLN 467,000
- Documentation for construction of drilled wells in years to come ~PLN 840,000
- In 2008:
  - Documentation and drilling of 4 drill wells in ul. Ziemięcicka, Graniczna, Strzelców Bytomskich, Borówkowa ~PLN 1,430,000
  - Management of opening of drill well and assembly of container water treatment station in ul. Tarnogórska ~PLN 571,000
  - Water supply system in Żerniki - 736 m ~PLN 1,077,000
  - Water supply system in Brzezinka - 221 m ~PLN 53,000
  - Sanitary and rain water drain system in Żerniki - 5 707 m ~PLN 6,800,000
  - Documentation for the future of water and sewage drain system of new housing estate in ul. Kozielska ~PLN 295,000
  - Purchase of network from other investors ~PLN 67,000
- In 2009:
  - Water and sewage drain system in Czechowice - 1 360 m ~PLN 1,026,000
  - Water supply system in Żerniki -576 m ~PLN 681,000
  - Water supply system in ul. Kownackiej -230 m ~PLN 414,000
  - Water supply system in ul. Urodzajnej -235 m ~PLN 104,000
  - Replacement of water supply connection points for housing development in street renovated by Municipal Road Management - 800 m ~PLN 318,000
  - Sanitary and rain water drain system in Żerniki 160 m ~PLN 105,000
  - Connecting points of sanitary drain system -337 m ~PLN 373,000
  - Purchase of network from other investors ~PLN 87,000
- In 2010 as on June, 30
  - Management of 4 drilled wells in ul. Ziemięcicka, Graniczna, Strzelców Bytomskich, Borówkowa, ~ PLN 537,000
  - Documentation and partial execution of crude water pipelines from new drilled wells to water treatment station - 700 m ~ PLN 1,849,733.50
  - Water supply system in ul. Kaszubska and Banacha -442 m ~PLN 400,000
  - Water and sewage drain system in Czechowice -290 m ~PLN 186,000
  - Purchase of network from other investors ~PLN 180,000

Summing up, as on June 30, 2010, the length of the sewage network in the city amounted to 508 km in length, including:

- General floating network – 29.1 km,
- Distribution network – 307.0 km,
- connections – 172.4 km,

The volume of sewage transferred out of Gliwice in the first half of 2010 amounted to 40,296,5 m<sup>3</sup> daily on the average by sewage network and 89,3m<sup>3</sup> by sanitary network. Percentage of treated sewage amounted to 99.86. The table below presents data from previous years. Increase by 8,800 m<sup>3</sup> of average volume of sewage transferred out of Gliwice needs to be put down to the fact that the modernization project of sewage management saw its end and new city quarters were connected to the network as a result of this fact.

Table 63. Volume of waste water transferred out of Gliwice via sewage and sanitary network – daily average

	2006	2007	2008	2009	I half 2010
Sewage [m <sup>3</sup> ]	31,783	31,153.5	32,789.3	31,496	40,296.5
Sanitary transport [m <sup>3</sup> ]	84.5	87.8	105.8	94.3	89.3
% of waste water treated	99.72%	99.8%	99.86%	99.83%	99.86%

Source: Przedsiębiorstwo Wodociągów i Kanalizacji sp. z o.o.

From 2006 to 2010 regular checks of septic tanks were continued as well as checks of bills for removal of liquid waste. Interventions were undertaken aimed at obeying regulations in the scope of disruption of water relations, waste leakages and leaky septic tanks. Those actions were aimed at improvement of sanitary condition of our city. The table below contains a list of volumes of waste water carried by various entities.

Table 64. Volume of waste water carried taking into account households, industry and others from 2006 to June 30, 2010 [m<sup>3</sup>]

	2006	2007	2008	2009	I half 2010
Households	6,247,762	6,127,168	5,903,064	5,923,245	2,993,464
Industry	1,111,139	1,083,297	1,120,846	988,392	542,350
Other purposes	741,061	722,700	654,372	544,960	268,448
<b>Total</b>	<b>8,099,962</b>	<b>7,933,165</b>	<b>7,678,282</b>	<b>7,456,597</b>	<b>3,804,262</b>

Source: Przedsiębiorstwo Wodociągów i Kanalizacji sp. z o.o.

## 11.4. Waste management

Waste management in Gliwice is handled by Przedsiębiorstwo Składowania i Utylizacji Odpadów, company in which the city owns 100% shares. Currently the company is exploiting chamber II of the area of 30,000 m<sup>2</sup> and volume of 300 000 m<sup>3</sup>. In the area of Gliwice waste storage yard biogas is retrieved from recultivated part of the storage. The power generated from biogas power plant equals 300 kW. The only recipient of energy produced this way is "FITEN" SA from Katowice. The table below contains data on volume of waste and energy from biogas sold.

Table 65. Volume of waste accepted for storage and sale of energy from biogas power plant from 2006 to June 30, 2010 [Mg]

	2006	2007	2008	2009	30.06.2010
Average monthly waste volume	2,812	3,657	7,569	6,112	5,698
Volume of waste accepted p.a.	33,746	43,884	90,824	73,343	34,188
<b>Total volume</b> of waste accepted for storage	<b>359,733</b>	<b>403,617</b>	<b>494,441</b>	<b>567,784</b>	<b>601,972</b>
Cost of storage of 1 tonne of communal and unsegregated waste	No data	75.66	1,393.10	165.85	181.04
<b>Sale of energy from biogas power plant [MWh]</b>	<b>1,330</b>	<b>1,141</b>	<b>814</b>	<b>1,398</b>	<b>640.04</b>

Source: Przedsiębiorstwo Składowania i Utylizacji Odpadów sp. z o.o.

An important element of waste management in Gliwice is also selective collection of waste so that it can be later processed in order for recyclable materials to be retrieved. Permit for selective waste collection has been granted to over 30 companies, but it is Remondis Gliwice which serves the biggest number of households. The city holds shares in this company.

The table below presents selective waste collection by Remondis Gliwice.

Table 66. Selective waste collection from 2006 to June 30, 2010

	2006	2007	2008	2009	30.06.2010
Number of containers for selective collection of waste	615	639	862	922	929
Volume of waste from selective collection [m <sup>3</sup> ]	8,720	9,930	14,670	ca. 16,000	ca. 7,500
Cost of carriage of 1 m <sup>3</sup> of segregated waste [PLN]	28.90	31.89	29.89	32.30	33.20
Cost of carriage of 1 m <sup>3</sup> of unsegregated waste [PLN]	29.91	32.90	52.91	57.01	60.96
Share of segregated waste in total volume of waste carried [%]	2.1	3.4	3.7	3.6	3.7

Source: Remondis Gliwice Sp. z o.o.

Actions in the area of waste management are not limited solely to its storage, segregation and utilization. An important element in this respect is also appropriate environmental education, aimed at creating adequate approach and behaviour patterns among city residents. Within the framework of educational and promotional activity, the Municipal Office of the City in Gliwice took the following actions in 2006-2010:

- collection of used batteries from 64 locations in the city (free of charge),
- collection in pharmacies selected throughout the city of medication past expiry date as dangerous waste,
- every year competitions for selective collection of recyclable materials are organized for educational facilities under the motto "Retrieve by segregation", photo competitions promoting the natural environment of Gliwice, literary competitions on the topic of environment, competition for poster promoting "European Day without a car",
- in 2010 competitions were organized for the first time for youth staying in the city for "Environmental Winter Holidays" and "Environmental Summer Holidays"; in the same year "1<sup>st</sup> Gliwice environmental and sports competition was organized for the cup of the Mayor of Gliwice",
- every year the city joins worldwide "Clean the World" initiative, whereby every year approx. 25-30 tonnes of selected waste are collected,
- funds were granted for setting up botanical mini garden at Junior Secondary School no. 3,
- since 2009 in the framework of "Ecological Gliwice" cycling races are organized, during which participants may get acquainted with places in Gliwice and its surroundings which are interested in terms of nature as well as take part in knowledge competitions on the ecology and history of Gliwice,
- in 2010 happenings were organized under the title "Do not burn litter, do not destroy the environment", informing of the harmful effects of substances produced during litter burning in household furnaces.
- in 2008 electro waste collection was initiated, which is now organized on a regular basis in all city quarters; within its framework everybody can dispose of electronic and electric equipment which they no longer use, free of charge.

As a result of its environmental activity, the city has received a few awards. In 2006 it received the title of "Cleaner Production Leader for 2005" and in 2007 it was awarded in a competition "Cyclical promotion of principles of sustainability via media" organized by the Management of the Provincial Environmental Protection and Water Management Fund in Katowice. In 2008 Gliwice received the title of "Reliable Eco-Partner of Provincial Environmental Protection and Water Management Fund" for its achievements in the area of environment and being the most active among big cities when it comes to use of funds granted. Additionally the company belonging to the city - Energetyki Ciepłej w Gliwicach took part in Poland-wide programme "Systemic warmth" honoured with "Teraz Polska" emblem.

## **11.5. Protection of green areas**

Organizational unit of the city in charge of maintenance of green areas in the city is Miejski Zarząd Usług Komunalnych (MZUK). Green areas in the city covered by MZUK and Management for Municipal Roads (in the scope of road greenery) activity in June 2010 amounted to 472.12 ha. They include parks, squares, wastelands with trees, green areas next to roads, cemeteries and municipal forests. In the period subject to analysis a change in the area of greenery took place in Gliwice, which resulted from update of plot dimensions. The changes of 2009 resulted from decrease in the area of

municipal forest due to management of its part for the A1 motorway under construction. Increase in the area of greenery next to roads to 54 ha resulted from changes in competencies of Management of Municipal Roads and MZUK. Currently ZDM is in charge of maintenance of this type of greenery. Additional 5 ha of greenery next to roads in 2010 came from commissioning of new roads and takeover of responsibility for its maintenance from the contractor. This refers to extension of ul. Okulickiego from ul. Kozielska to ul. Sowińskiego and building a connection between ul. Nowy Świat and ul. Kosów.

Table 67. Area of greenery from 2006 to June 30, 2010 [ha]

#	Type of greenery	2006	2007	2008	2009	30.06.2010
1.	Parks	34.42	34.42	33.02	31.29	31.29
2.	Squares	38.66	38.66	38.25	41.41	54.11
3.	Unarranged squares	97.89	54.64	45.02	65.72	72.19
4.	Wastelands with trees	8.41	8.41	5.98	25.06	34.34
5.	Greenery next to roads	11.59	11.59	54.00*	53.00	58.00
6.	Cemeteries	45.81	44.81	44.81	44.65	44.65
7.	Municipal forest	269.14	264.41	264.41	202.91	235.54
	<b>Total [ha]</b>	<b>505.92</b>	<b>456.94</b>	<b>443.08</b>	<b>412.04</b>	<b>472.12</b>

\* including 11.5 ha of greenery arranged

Source: Miejski Zarząd Usług Komunalnych, Municipal Road Management (ZDM - Zarząd Dróg Miejskich)

In the scope of national management of green areas by MZUK, tree cutting is always associated with adequate planting. Data on tree, bush and seasonal flower cutting and planting in 2006-2010 is presented in tables below. Trees are planted in the municipal forest every autumn so as of June 30, 2010 no value is given. The decrease in the number of plantings in 2009 results from execution of Forest Arrangement Plan. This document, also called Forest Arrangement Operator is drawn up every 10 years and constitutes a set of all works and recommendations, which are to be performed in green areas.

Table 68. Tree planting and tree cutting from 2006 to June 30, 2010

	2006	2007	2008	2009	30.06.2010
Total number of trees cut (SR/MZUK)	4,485	12,801	6,468	5,440 (4,419/1,021)	1,431 (1,268/163)
Total number of trees planted (SR/MZUK)	23,453	28,109	28,408*	13,739 (3,190/10,549)	554 (539/15)
Including:					
Tree planting in municipal forest	22,600	22,020	23,855	9,445	-
Tree planting in the city	853	6,089	4,553**	1,104	15

\* - including: 24,775 purchased by the City of Gliwice

3,633 – replacement planting resulting from permits issued for tree cutting

\*\* - including: 920 purchased by the City of Gliwice

3633 – replacement planting resulting from permits issued for tree cutting

Source: Environmental Department of the Municipal Office (ŚR), Miejski Zarząd Usług Komunalnych (MZUK)

Table 69. Planting of bushes and seasonal flowers from 2006 to June 30, 2010

	2006	2007	2008	2009	30.06.2010
Bush planting (SR/MZUK)	33,083	29,350	28,697*	40,682 (25,593/15,089)	1,415 (1,165/250)
Flower planting	131,080	115,748	112,750	121,350	109,800

\* - including: 23, 862 purchased by the City of Gliwice

*4,835 – replacement planting resulting from permits issued for tree cutting*

*Source: Environmental Department of the Municipal Office (ŚR), Miejski Zarząd Usług Komunalnych(MZUK)*



## 12. EDUCATION

### 12.1. Schools and educational institutions

The structure of Gliwice schools and educational institutions in 2006-2009 was subject to slight modifications. The changes introduced were aimed at adjusting the educational offer to the demographic situation and conditions on the job market. The following actions were taken during those years:

- one kindergarten was liquidated
- two special higher secondary schools were set up,
- four general education secondary schools were liquidated (including one for adults and one supplementary)
- one general education secondary school was set up
- three profiled secondary schools were liquidated
- three secondary technical and vocational schools were set up.

Gliwice currently has 28 municipal kindergartens, which can accommodate 3,817 children above 3 years of age. 8,290 pupils attend 27 primary schools and 164 pupils attend 3 special schools. 5,290 students attend 17 junior secondary schools and 222 students attend 3 special junior secondary schools.

Table 70. Structure of municipal schools and educational institutions in Gliwice from 2006 to 2009

	Number of facilities			
	2006	2007	2008	2009
Kindergartens	29	28	28	28
Primary schools	27	27	27	27
Special primary schools	3	3	3	3
Junior secondary schools including those for adults	17	17	17	17
Special junior secondary schools	3	3	3	3
Special higher secondary schools	4	4	6	6
General education secondary schools, including those for adults	14	14	12	11
Profiled secondary schools	12	11	9	9
Basic vocational schools	11	10	10	10
Secondary technical and vocational schools	33	37	36	36

Source: Department of Education of Municipal Office

The educational offer is supplemented by public schools. The table below presents the number of particular facilities from 2006 to 2009.

Table 71. Structure of public schools and educational institutions in Gliwice subsidized by the City of Gliwice in 2006-2009

	Number of facilities			
	2006	2007	2008	2009
Kindergartens	9	9	8	9
Primary schools	3	3	4	4
Junior secondary schools, including those for adults	4	4	5	4
General secondary schools, including those for adults	22	24	24	23
Profiled secondary schools	1	1	1	-
Basic vocational schools	3	3	3	3
Secondary technical and vocational schools	36	41	35	37

Source: Department of Education of Municipal Office

The youth of Gliwice also has an opportunity of studying in a bilingual junior secondary school with German (since 2002) and bilingual junior secondary school with English (since 2008). Both schools' objective is to improve the command of foreign language, as well as getting students acquainted with the history, culture and customs of countries, in which German and English are spoken respectively.

Table 72. Bilingual junior secondary school with German (inaugurated on September 1, 2002)

	2006	2007	2008	2009
Number of students	148	131	132	137
Number of classes	6	6	6	6
Number of Primary School learning at junior secondary school	46	39	50	50

Source: Department of Education of Municipal Office

Table 73. Bilingual junior secondary school with English (inaugurated on September 1, 2008)

	2006	2007	2008	2009
Number of students	-	-	32	65
Number of classes	-	-	1	2
Number of Primary School learning at junior secondary school	-	-	31	34

Source: Department of Education of Municipal Office

Moreover, sport classes are run at schools with the following disciplines: runs and orientation marches, hockey on grass, basketball, athletics, mini basketball, football, futsal, handball, swimming, volleyball, fencing.

The number of young people continuing education above junior secondary schools at general secondary schools is consistently growing (from 37.7% in 2006/2007 school year to 39.78% in 2009/2010 school year). At the same time, the number of students choosing vocational schools and basic vocational schools is going down (decrease from 62.23% to 60.22% respectively).

Table 74. Number of students of particular higher secondary schools in Gliwice

	Higher secondary schools		Number of students of higher secondary schools	% of general secondary school students in the total number of higher secondary school students	% of vocational and basic vocational school students in the total number of higher secondary school students
	Number of students at general secondary schools	Number of students at basic vocational schools vocational schools			
<b>2006/2007</b>	4,066	6,698	10,764	<b>37.77%</b>	<b>62.23%</b>
<b>2007/2008</b>	4,002	6,320	10,322	<b>38.77%</b>	<b>61.23%</b>
<b>2008/2009</b>	3,770	5,664	9,434	<b>39.96%</b>	<b>60.04%</b>
<b>2009/2010</b>	3,486	5,278	8,764	<b>39.78%</b>	<b>60.22%</b>

Source: Department of Education of Municipal Office

### 12.1.1. Transport of students to schools and educational institutions

While realizing the act on the educational system, the City of Gliwice provided free transport of students to schools and educational institutions, as well as care during transport. Transport was provided for both disabled and able-bodied children. In case of able-bodied children the municipality provided free transport and care during the transport or reimbursement of costs of public transport, if the distance from home to school, to which the child is assigned exceeded 3 km – applies to students of grade 1 to 4 of primary schools or 4 km – applies to students of grade 5 and 6 of primary schools and students of junior high schools.

The table below present the number of students using transport to school in the past four school years.

Table 75. Transport of students to schools and educational institutions

Number of children transported by the City of Gliwice in school years				
	<b>2006/2007</b>	<b>2007/2008</b>	<b>2008/2009</b>	<b>2009/2010</b>
Disabled children – Gliwice	99	108	130	112
Disabled children – outside Gliwice	11	13	14	18
Able-bodied children	294	256	251	207
<b>Total</b>	<b>404</b>	<b>377</b>	<b>395</b>	<b>337</b>

Source: Department of Education of Municipal Office

## 12.2. Financing of education

Subsidies and donations suffice for financing of educational expenditures at the level of approx. 70%. The rest is financed from the city budget.

Table 76. Financing of education from 2006 to June 30, 2010 [PLN]

GLIWICE	2006	2007	2008	2009	30.06.2010
Educational subsidy for municipality	58,214,194	60,141,624	64,750,091	68,559,328	71,135,100
Educational subsidy for district	60,878,434	63,794,275	72,648,823	76,132,883	77,426,294
<b>Total subsidies:</b>	<b>119,092,628</b>	<b>123,935,899</b>	<b>137,378,914</b>	<b>144,692,211</b>	<b>148,561,394</b>
Purpose-based donations	3,743,625	5,800,730	4,223,728	5,479,267	4,315,876
<b>Total subsidies and donations</b>	<b>122,836,253</b>	<b>129,736,629</b>	<b>141,622,642</b>	<b>150,171,478</b>	<b>152,877,270</b>
Salaries and derivatives	110,976,934	118,675,685	129,566,518	138,407,830	138,917,375
Non-cash expenditures	52,318,611	46,237,924	53,690,132	59,933,603	63,650,791
Renovations and investments	22,635,764	11,715,070	10,179,631	9,781,305	30,368,112
<b>Total school maintenance</b>	<b>185,931,309</b>	<b>176,628,679</b>	<b>193,436,281</b>	<b>208,122,738</b>	<b>232,936,278</b>
Difference covered from the city's own funds	63,095,056	46,892,050	51,813,639	57,951,260	80,059,008
<b>Share of subsidies and donations in financing education in the city</b>	<b>64.05%</b>	<b>70.16%</b>	<b>71.02%</b>	<b>69.52%</b>	<b>63.77%</b>

Source: Department of Education of Municipal Office

## 12.3. Teaching staff

In the period subject to analysis the number of students at all school types went down by 17.5%. As a result, the number of teachers working at Gliwice educational institutions went down too, although the dynamics of this decrease was not as significant as in the case of students (by 3.2%). The value of ratio indicating the number of students per teacher went down as well. The fall of this ration undoubtedly improves the learning comfort and positively affects learning efficiency.

Table 77. Number of students and teachers in municipal schools in 2006-2009

	2006/2007	2007/2008	2008/2009	2009/2010
Number of students	28,184	26,340	24,573	23,243
Number of teachers	2,564	2,473	2,486	2,483
Number of students per teacher	10.99	10.65	9.88	9.36

Source: Department of Education of Municipal Office

The education level of teaching staff of Gliwice educational institutions gets higher every year. For years the number of teachers with master's degree with pedagogical training or with Ph.D. has been going up.

Table 78. Level of education of teaching staff at schools and educational institutions in % against total number of jobs (excluding kindergartens) in 2006-2009

Qualifications	2006	2007	2008	2009
Ph.D. or higher, master's degree with pedagogical training	91.63 %	92.8%	93.5%	93.56%
Master's degree without pedagogical training, bachelor's degree (engineer) with pedagogical training	5.72 %	5.14%	5.1%	5.24%
bachelor's degree (engineer) without pedagogical training, diploma of teaching college, foreign language teachers' college	1.18 %	0.4%	0.2%	0.28%
Other qualifications	1.48 %	1.66%	1.2%	0.92%

Source: Department of Education of Municipal Office

In the past four years the number of certified teachers went up as well (by almost 11%). This shows great activity on part of teachers raising their qualifications.

Table 79. Teachers at schools and educational institutions as per occupational degree [%]

Schools (excluding kindergartens)	YEAR	Intern	Contracted	Nominated	Certified
	2006	5.34	14.48	46.82	33.36
	2007	5.18	17.83	39.26	37.73
	2008	4.93	20.29	33.89	40.89
	2009	4.39	19.81	31.54	44.26

Source: Department of Education of Municipal Office

## 12.4. Integrated, special and individual teaching

Depending on their needs, children and youth take advantage of various exceptional forms of teaching. They include teaching in integration or special classes or individual tuition in so-called generally available or special schools. Similarly to the total number of students, also the number of students learning in integration or special classes, as well as the number of those using individual tuition went down in the past few years.

In Gliwice there are three special primary schools, 3 special junior secondary schools and 6 special higher secondary schools.

Table 80. Number of students in integration and special classes and those using individual tuition

	Kindergartens (including "0" grades in primary schools)			Primary schools			Junior secondary schools			Higher secondary schools			Total		
	2007	2008	2009	2007	2008	2009	2007	2008	2009	2007	2008	2009	2007	2008	2009
Number of integration classes	8	8	9	33	35	29	16	14	12	4	4	4	61	61	54
Number of disabled pupils/students in integration classes	34	31	37	152	145	123	73	53	45	16	18	16	275	247	221
Number of special classes	2	2	2	35	27	28	18	21	18	23	22	23	73	72	71
Number of disabled pupils/students in special classes	12	11	10	219	151	144	184	193	169	209	207	202	624	562	525
Individual tuition – number of pupils / students	2	1	1	42	40	55	45	42	50	30	21	31	119	104	137

Source: Department of Education of the Municipal Office

The City of Gliwice also runs a Youth Centre for Sociotherapy for boys, based at ul. Fiołkowa 24. It is a special state facility for male youth with behavioural disorders. Until August 31, 2006 it functioned as educational and upbringing facility. It consists of General Education School Complex no. 9, including primary school and junior secondary school no. 24. Boys are accepted based on certificate from psychological and pedagogical service or decision of a family court.

## 12.5. Early supportive therapy for children development

Early supportive therapy of child development is a range of multi-specialist, complex and intensive actions aimed at stimulating responsible for psychological and motor development, as well as communication of a small disabled child. Those actions are taken from the moment upon which the disability was detected until the child starts school education. Moreover, help and support are granted to the parents and family in acquisition of skills necessary to handle such a child in the scope determined by individual programme of early supportive therapy.

The table below presents the number of children participating in individual programme of early supportive therapy in the past years.

Table 81. Number of opinions on early support of child development and number of children using support therapy

State educational institutions	SCHOOL YEAR	Opinions issued on early support of the child	Number of children using the therapy
	2006/2007	26	23
2007/2008	61	26	
2008/2009	36	28	
<b>2009/2010</b>	<b>41</b>	<b>88</b>	

Source: Department of Education of the Municipal Office

**Programmes and educational Project****Field schools**

Field schools is a programme assuming departures of children and youth from areas particularly endangered in terms of environment. Gliwice has been deemed to belong to this group, thus for many years children and youth have been taking advantage of this form of relaxation. Field schools are subsidized from the Provincial Environmental Protection and Water Management Fund (WFOŚiGW) and city budget. The decreasing number of students leaving for field trips results from increasing costs of this type of relaxation and the decreasing number of students at schools and educational institutions.

Table 82. Number of students covered by the programme and amount of subsidy of field schools from WFOŚiGW and city budget from 2006 to June 30, 2010

Field schools	2006	2007	2008	2009	30.06.2010
Outlays from WFOŚiGW [PLN]	281,350	264,900	206,350	279,440	275,930
Outlays from city budget [PLN]	113,575.35	113,699.76	121,500.00	112,770	117,516
Number of students covered by programme	1,532	1,494	1,169	1,114	1,167
Outlays per student (WFOŚiGW) [PLN]	183.65	177.31	176.52	250.84	236.44
Outlays per student (city budget) [PLN]	74.14	76.10	103.93	101.22	100.70

Source: Department of Education of the Municipal Office

Apart from field schools, city budget also subsidizes summer camps, summer play centres and winter camps. This form of support is also used by a smaller number of students than in previous years.

Table 83. Subsidies for other forms of relaxation of children and youth from 2006 to June 30, 2010 [PLN]

Subsidies for relaxation	2006	2007	2008	2009	30.06.2010
Outlays in PLN	101,362	86,441	125,048	94,626.32	40,563.37
Number of students covered by programme	2,271	2,105	1,676	1,454	801
Outlays per student covered by programme	44.63	41.05	74.61	65.08	50.64

Source: Department of Education of the Municipal Office

**EU projects**

Poland's membership in the EU offers the possibility of applying for funds from the EU, i.a. for projects related to education. In 2006-2009 the following EU projects were completed:

- "Into the future with class – setting up a network of modern specialist classrooms for teaching of particular subjects in Gliwice higher secondary education institutions" (25.03.2008-31.12.2009),
- "School in Gliwice – certificate of higher education for students from rural areas" – 266 beneficiaries participated in the project worth PLN 463,050 (01.09.2007 - 31.10.2007)
- In 2006 – projects within framework of Socrates-Comenius Programme – total value of PLN 226,113.19
- In 2007 - projects within framework of Socrates-Comenius Programme – total value of PLN 86,586.67

- In 2008 - projects within framework of Socrates-Comenius Programme – total value of PLN 134,401.20  
Projects within framework of Socrates-Comenius Programme were executed by schools and educational institutions, others by the Municipal Office.

In 2009 execution of two EU projects was started: "Through learning and practice onto the University of Technology" and "From abstract to concrete". Apart from this, Gliwice schools and educational institutions participate in execution of the following EU projects:

- *"First student experiences pave the way to knowledge"* – supraregional educational project subsidized by European Social Fund and state budget within the framework of Operational Programme Human Capital – primary schools of Gliwice.
- *"Open school for adults"* – project within the framework of European Social Fund "School open for adults – modernization of educational system for the needs of Silesian job market"
- *"Partners in Science"* – 3-year long project subsidized with EU funds under the patronage of the University of Silesia in Katowice.

Moreover, projects financed with domestic financials are executed:

- *"Your data – your business. Effective personal data protection. Educational initiative for students and teachers"* – project executed by Gliwice Methodology Facility with General Inspector for Personal Data.
- *"Holidays in Poland"* – organization of stay in Gliwice of children of Polish origin, living in Belarus.
- *"Active by nature" – Eco-route: "Gliwice – green city"* – project of Civic Education Centre executed by Junior Secondary School no. 3.
- *"Partnership for Children"* – international programme of **Zippy's Friends**, forming and developing psychological and social skills in small children – primary schools of the City of Gliwice.
- *"Learning School – shaping evaluation"* – Poland-wide educational programme executed by Civic Education Centre in ZSO no. 4 and ZSO no. 3.
- Poland-wide projects of preventative campaigns – *"Don't smoke when I'm around please"*, *"I love so I react"*, *"Good Parent – Good Start"*, *"I don't drink because"*, *"Keep in good shape"*, *"Keep your brain sober"*.

In 2010 execution of next projects financed with EU funds started, namely:

- **"Better staff – better school"**
- **"Longer, more, better – expanded offer of kindergarten education"**
- **"Qualified onto job market" – execution planned from November 1, 2010**

## 12.6. School infrastructure

In order to ensure proper functioning of schools, apart from qualified teaching staff, it is also necessary to have adequate infrastructure. One of its elements are sports facilities. Among gyms majority are smaller than 288 m<sup>2</sup>, as well as equal or bigger than 162 m<sup>2</sup>. Gliwice educational institutions offer their students following sports halls:

- Sports halls with dimensions no smaller than 36m x 18m or of area no smaller than 648 m<sup>2</sup> – **4 schools** (GCE, SP no. 1, ZSŁ, ZSO no. 5),

- Gym halls of dimensions smaller than 24m x 12m to 18 m x 9m or of area smaller than 288 m<sup>2</sup> and equal or bigger than 162 m<sup>2</sup> – **31 schools**,
- Gym halls of dimensions smaller than 36m x 18m to 24m x 12m or of area smaller than 648 m<sup>2</sup> and equal or bigger than 288 m<sup>2</sup> – **11 schools**,
- Room of area smaller than 162 m<sup>2</sup> – **21 schools**,

There are 8 schools which do not have gym hall: Junior Secondary School no. 19, III General Secondary School, Municipal Facility for Sociotherapy, Primary School no. 18, Primary School no. 38, Vocational Training Complex, Complex of Economic and Technical Schools and Higher Secondary School Complex.

Apart from sports and gym halls, school sports infrastructure comprises running tracks (circular and straight – 12 and 25 schools), basketball pitches (30 schools), football pitches (21 schools), handball pitches (34 schools), volleyball pitches (28 schools), pitches for beach volleyball (3 schools - SP no. 39, ZSO no. 12, ZST-I), tennis courts (3 schools - ZSE-T, ZSO no. 13, ZSZ-s), throwing areas (6 schools) and jumps (30 schools).

Students can also use swimming pools located in Primary Schools no. 28 and 32, as well as the shooting range at General Secondary School Complex no. 1 and climbing wall at Primary School no. 1 and Technical and IT School Complex.

Sports facilities at schools are modernized every year. In 2007 multi-functional pitch with running track at newly built Primary School no. 39 was commissioned.

### Computerization

Computerization of Gliwice educational institutions is a task executed consistently for many years. Every year computer rooms are set up in all types of schools, the number of computers at the disposal of students and Internet access points is increasing. From 2006 to 2009 25 computer rooms were set up in schools. The number of computers went up by 450, including 406 connected to the Intranet.

Table 84. Computerization of municipal schools from 2006-2009

Gliwice	Primary schools and junior secondary schools (including complexes: primary school and junior secondary school)				General secondary schools (including complexes: junior secondary school and general secondary school)				Vocational school complexes			
	2006	2007	2008	2009	2006	2007	2008	2009	2006	2007	2008	2009
Number of computer rooms	45	50	54	54	20	28	28	28	41	52	50	49
Number of computer at students' disposal:	470	574	673	684	307	338	465	464	695	735	785	774
Including those with Internet access:	464	568	635	663	298	329	456	455	695	735	767	745
Average number of computers in computer room	10	11	12	13	15	12	17	17	17	14	16	16

Source: Department of Education of the Municipal Office

In 2010 there were 38 Internet Multimedia Information Centres operating in Gliwice schools and educational institution, in which 197 computer stations were installed (all connected to the Internet).

## 12.7. Secondary education exam

This year the secondary education exam at higher secondary schools was carried out between 4 and 28 May. In the Province of Silesia<sup>6</sup> **41 554 students** took the exam (22,791 women and 18,763 men) from **847 schools** in **84 locations** of the Province of Silesia.

In Gliwice **2 131** students took the exam. They were graduates of the following types of higher secondary education:

- General secondary schools - 1 237 students (58.04%)
- Profiled secondary schools - 166 students (7.78%)
- Technical secondary schools - 667 students (31.3%)
- Supplementing technical schools - 43 students (2.02%)
- Supplementing general secondary schools - 18 students (0.84%).

Table 85. Secondary Education Exam in Gliwice

Types of state schools	Number of graduates taking the secondary education exam				
	2006	2007	2008	2009	30.06.2010
General secondary schools	880	1,214	1,407	1,410	1 237
Supplementing general secondary schools	11	21	80	101	18
Profiled secondary schools	688	602	444	249	166
Technical secondary schools	186	345	422	573	667
Supplementing technical secondary schools	no data	51	87	77	43
<b>Total</b>	<b>1,765</b>	<b>2,233</b>	<b>2,440</b>	<b>2,410</b>	<b>2,131</b>

Source: Department of Education of the Municipal Office

The highest increase of the number of graduates taking the secondary education exam could be observed among students of technical schools (3.5 times more in 2010 compared to 2006) and general secondary schools (40% of graduates more in 2010 than in 2006). At the same time, the number of graduates of profiled schools went down by 75.5%, which may be a result of lower demand among students for this type of education, as well as by liquidation of 3 schools of this type.

<sup>6</sup> Secondary education exam 2010 in the Province of Silesia. Initial information on results, District Examination Board in Jaworzno. Jaworzno 2010, www.oke.jaworzno.pl.

Table 86. % of graduates who passed secondary education exam in Gliwice

Types of state schools	% of graduates who passed secondary education exam				
	2006	2007	2008	2009	30.06.2010
General secondary schools	99.43	98.68	90.8	91.8	96.04
Supplementing general secondary schools	45.45	23.81	43.8	30.7	16.67
Profiled secondary schools	78.63	78.57	62.4	62.7	54.82
Technical secondary schools	82.8	83.35	75.4	75.4	72.41
Supplementing technical secondary schools	no data	39.22	40.2	36.4	23.26

Source: Department of Education of the Municipal Office

Throughout the office term, similarly to previous years, high portion of graduates of general secondary schools pass the secondary education exam. Graduates of supplementing general secondary school are the weakest group on this list.

Since 2008 the so-called "exam amnesty" has not been in force, which allowed for taking the exam conditionally if a student did not fulfil the requirements for exam passing (did not obtain the threshold of 30% during exam in one of three subjects obligatory at basic level and two oral exams – Polish and foreign language). The condition for obtaining the secondary education exam certificate was obtaining from all subjects (including the "failed" one) the average note of at least 30% of points. Graduates not covered with this change of directive received their certificate of secondary education in September 2007. On January 16, 2007 the Constitutional Tribunal decided that some of the regulations of the changing directive are in conflict with the Constitution and act on educational system and thus they become void after 12 months from the day the sentence was announced in the Journal of Laws (Dz. U. of 2007 No.10, item 70).

### *Higher education*

A few high schools have their seats in Gliwice. The biggest of them is the Silesian University of Technology. Currently students may also study and Gliwice Higher School of Entrepreneurship, Foreign Language Teachers' College, Teachers' College and Higher School of Safety (long-distance branch since October 1, 2010).

#### *Silesian University of Technology*

Silesian University of Technology was set up in 1945. Currently there are 12 departments and 49 faculties with approx. 30,000 students. 9 departments are seated in Gliwice, 2 in Katowice and 1 in Zabrze. Moreover, the university also offers studies in Rybnik, Bytom, Dąbrowa Górnicza, Sosnowiec and Tychy. 4 faculties are run in English. So far the University has promote over 135,000 graduates, 3,898 doctors and 633 doctors with habilitation.

### ***Gliwice Higher School of Entrepreneurship (GWSP)***

The facility is a higher vocational school, set up by Local Development Agency. Establishing GWSP is part of initiative of "Renovation of post-industrial zone Nowe Gliwice". The school was registered on August 31, 2005 as public vocational school by the Minister of National Education and Sport. Gliwice Higher School of Entrepreneurship is a school of economic, humanist and artistic profile. Persons interested in starting their education here may study Economics, Pedagogy, Design and Philology, full time or part time. Currently approx. 1,400 persons study here. They are primarily the residents of Gliwice and Gliwice district but also of Katowice and Kraków.

### ***Foreign Language Teachers' College***

Foreign Language Teachers' College(NKJO) in Gliwice is a state facility for education of teachers. Scientific care over the College is executed by the University of Silesia. Currently an application is under consideration regarding conversion of NKJO in Gliwice into College of Silesian University of Technology. Studies last 3 years, during which students acquire rights to teach a language of their specialty at primary, junior secondary and secondary schools. Studies are completed upon passing diploma exam. After the bachelor's exam and entrance exam, graduates may continue studies for the next two years at appropriate philology of a chosen university, until they are awarded master's degree.

The college currently has three specialties: French (since 1990), Italian (since 1995) and English (since 1996).

### ***Teachers' College***

Teachers' College in Gliwice was set up in 1992 and it specialises in education of teachers at the faculty of special pedagogy with the following specialties: oligophrenopedagogy, surd pedagogy, therapeutic pedagogy. Scientific care over the College is executed by Lower Silesia High School in Wrocław and University of Silesia.

Teachers' College in Gliwice prepares future special teachers, who should be prepared to not only fulfil the role of teacher, but also tutor and therapist.



## 13. HEALTHCARE AND SOCIAL CARE

There are three facilities of closed healthcare, converted under the framework of privatization into private healthcare facilities, as well as two reporting to central administration. All of them render services to the residents of Gliwice and surroundings. 106 Military Hospital – Independent State Healthcare Facility in Gliwice at ul. Zygmunta Starego 20, Oncology Centre at ul. Wybrzeże Armii Krajowej 15 and Marie Skłodowska-Curie Institute are administered centrally. The following hospitals function as companies: Municipal Hospital in Gliwice in ul. Kościuszki 29. NZOZ VITO-MED Sp. z o.o. at ul. Radiowa 2 and Multi-Specialist Hospital at ul. Kościuszki 1.

Moreover, medical services are rendered in 126 clinics, out of which Railway Medication Centre at ul. Opolska 18 and the clinic at 106 Military Hospital at ul. Zygmunta Starego are state-owned. Additionally, the following Healthcare facilities operate in Gliwice:

- Provincial Emergency Ambulance Service, station in Gliwice - ul. Zygmunta Starego 16
- SPZOZ Gliwice Facility for Adoption and Rehabilitation - ul. Słowackiego 58b
- Healthcare Facility of the Ministry of Interior and Administration and Katowice, named after sergeant Grzegorz Załoga, POZ in Gliwice - ul. Powstańców Warszawy 12
- SPZOZ Air Emergency Ambulance Service, Gliwice branch
- Healthcare Facility of Remand in Gliwice – ul. Wieczoraka 10.

The programme of privatization of healthcare, which was successfully carried out in the city, to which also Gliwice clinics were subjected, initiated efforts aimed at improving the standard of medical services and consistent improvement of organization in those units. Independence in financial management resulted i.a. in the ability to take out loans and take advantage of external funding. E.g. Multi-specialist Hospital Sp. z o.o. and VITO-MED applied for funds in the scope of Regional Operational Programme of the Province of Silesia.

Medical services are rendered free of charge, within the framework of National Health Fund (NFZ), both in state-owned and private facilities, with which NFZ has signed agreements.

The model of complex restructuring and privatization of state-owned healthcare in Gliwice, carried out after 1998, was appreciated during the national competition of “Local governmental Management Leader 2010” organized by the Association of Polish Cities in the scope of partnership project “Model of cooperation of public administration and NGOs – drawing up and promoting cooperation standards”. The City of Gliwice was the winner in Healthcare category.

### 13.1. Availability of medical services

Against the Province of Silesia and compared to other selected cities of the region, this is how the availability of medical services in Gliwice looked like in 2008:

Table 87. Availability of medical services in Gliwice, Province of Silesia and selected Silesian cities in 2008

Year	Silesia	Bytom	Częstochowa	Gliwice	Katowice	Sosnowiec	Zabrze
Population per:							
1 hospital bed	172	124	222	177	129	200	no data
1 pharmacy	4,047	4,487	2,455	3,933	3,127	3,404	4,595
1 outpatient healthcare facility	2,171	3,169	1,769	2,092	1,454	2,305	2,415
1 doctor	226	192	139	209	89	226	177
1 dentist	2,038	1,010	1,260	1,214	1,323	1,891	1,942

\* Clinics and Healthcare facilities including medical practice

Source: Own calculation based on statistical yearbook of the Province of Silesia for 2009

The table below presents availability of facilities rendering services of basic healthcare based on contracts with the Silesian branch of National Health Fund in the past four years.

Table 88. Number of healthcare facilities

YEAR	Clinics	Pharmacies	Hospital
2006	34	53	5
2007	131	61	5
2008	139	58	5
2009	126	62	5
30.06.2010	126	66	5

Source: Voivodeship Office, Department for Health and Social Issues of the Municipal Office

Significant increase of clinics in 2007 results from change in the way of running statistics. Until 2006 the list included only basic healthcare clinics, whilst later all other types of clinics were taken into account.

## 13.2. Prevention and health promotion

Widely understood prevention, health education and promotion of the City of Gliwice is aimed at increasing the consciousness of its residents of advantages of active life style and taking care of health.

In the scope of prevention and promotion the following health promotion programmes were carried out:

- prevention of cardiovascular system diseases
- prevention of cancer, including
  - prevention of breast cancer

- prevention of skin cancer
- causes and effects of smoking;
- promotion of mental health;
- prevention of diabetes;
- prevention of abnormal spinal curvature ;
- prevention of obesity and diseases related to it;
- prevention of speech defects;
- prevention of HIV-AIDS;
- training in first aid for secondary school students;
- healthy and active life style of the elderly.

Taking into account the meaning of promotion of healthy life style, municipal activities are aimed at enabling residents to increase their own influence on their health. Priority directions of the majority of actions belong to the National Health Programme for 2007-2015. Healthcare calls for long-term actions aimed at creating favourable conditions for its improvement wherever a human lives. Thus promotion of active and healthy life style became one of the strategic goals of the operational programme "Gliwice after hours" of the Strategy for Integrated and Sustainable Development of the City of Gliwice by 2022. Within the strategy widely understood promotion of active life style is carried out, as well as creation of healthy and sports attitudes among the residents of Gliwice.

### 13.3. City budget expenditures on healthcare

Table 89. Structure of expenditures on healthcare from 2006 to June 30, 2010 [PLN]

<b>Gliwice</b>	<b>2006</b>	<b>2007</b>	<b>2008</b>	<b>2009</b>	<b>30.06.2010</b>
Healthcare	<b>17,965,013</b>	<b>9,246,651</b>	<b>17,093,437</b>	<b>13,704,137</b>	<b>8,433,468</b>
Including:					
General hospitals	10,065,139	2,804,996	8,512,632	4,017,628	3,959,301
Expenditures on outpatient healthcare	647,531	32,529	1,489,862	53,108	84
Expenditures on alcoholism prevention	2,542,588	2,181,506	2,050,300	2,325,947	631,850
Expenditures on health promotion	31,385	111,839	41,706	45,689	4,000
Participation of expenditures on healthcare in city budget [%]	2.9%	1.3%	2.3%	1.8%	2.5%
Expenditures on healthcare per 1 resident with permanent place of abode in Gliwice [PLN]	95	50	92.31	74.79	46.34

Source: Budgeting and Analyses Department, Department of Health and Social Issues

Increase of expenditures on healthcare in 2006 was related i.a. with the City taking over 3 Gliwice hospitals and financing of actions aimed at their conversion into private healthcare facilities. This required, among others, in necessity to incur significant investment costs for purchase of highly specialist medical equipment.

Significant increase of expenditure in 2008 resulted from repayment of financial obligations taken on as per art. 60 point 6 of the act on healthcare facilities after liquidation of Sp. ZOZ. In 2008 liquidation of the biggest hospital in Gliwice took place, whose obligations accounted for large portion of total amount of obligations taken over. Currently the City is still repaying loans and credits taken out by liquidated units.

### 13.4. Activities in favour of the disabled

Help to the disabled in Gliwice is executed based on "Municipal Programme of Activities in favour of the Disabled". In its scope, a number of activities were undertaken both aimed at prevention of disability and at persons with various degree of disability. This activity engaged both the departments of the Municipal Office (Health Department, Culture and Promotion, Education) and the municipal organizational units, associations, cultural and sports institutions.

In 2009 those activities included:

- facilitation of healthcare system and physical rehabilitation of the disabled (e.g. purchase of healthcare services in scope of rehabilitation, therapy for the disabled children and their families, diagnostics of development disturbances in children, subsidies for purchase of rehabilitation equipment),

- creating equal chances in scope of education of the disabled (classes with medical care, organization of transport of disabled children and youth to educational facilities, schools and kindergartens with integration classes),
- equal chances for the disabled in access to job market (i.a. occupational activation of the disabled by collecting job offers, occupational advice services, trainings),
- support for the disabled and their families (nursing, rehabilitation services, specialist services for persons with mental disturbances, facilitation social integration of persons and families at risk of social exclusion),
- creating conditions for social activity of the disabled as basis for social integration (internship for position of assistant of a disabled, support group for families of persons affected with Alzheimer's disease, activity of Daily Care Facility for Disabled Youth, organization of cultural and sports events with participation of the disabled),
- cooperation with NGOs and creation of local partnership in favour of the disabled (NGOs handling tasks assigned by the City of Gliwice in scope of social rehabilitation of the disabled),
- facilitation of the information system in scope of disability and increasing access of the disabled to information (activity of consultant for pronouncing disability, Facility for Integration of the Disabled),
- counteracting discrimination and execution of rights of the disabled (actions of Self-help, Caritas Occupational Therapy Workshops).

#### ***Benefits granted by Welfare Facility from the State Fund for Rehabilitation of the Disabled (PFRON)***

Disabled persons can, via Welfare Facility, take advantage of help granted from the funds of the State Fund for Rehabilitation of the Disabled (PFRON). The table below presents the number and amount of benefits granted from 2006 to June 30, 2010.

Table 90. Benefits from the State Fund for Rehabilitation of the Disabled (PFRON) from 2006 to June 30, 2010

<b>PFRON benefits</b>	<b>2006</b>	<b>2007</b>	<b>2008</b>	<b>2009</b>	<b>30.06.2010</b>
Number of applications for individual benefit	2,410	2,559	2,710	2,345	2,144
Number of persons covered by individual benefits	1,658	1,832	1,935	1,242	403
% against number of applications	68.80	71.59	71.4	53	18.08
Value of individual benefits	2,480,402*	2,273,932*	3,553,879*	1,789,424	534,132

\* amounts of benefits from 2006-2009 contain costs of occupational therapy works hops  
Source: Welfare Facility, Department of Health and Social Issues of the Municipal Office

#### ***Facilities operating in favour of the disabled***

- **Gliwice Adoption and Rehabilitation Facility for Disabled Children and Youth (GOAR)** was established in 1992. It is an independent facility for healthcare, executing integrated system of medical services – rehabilitation, therapy, nursing and care taking, as well as educational for disabled children and youth as well as their families. The facility is aimed at actions of early intervention. Its goal is to prevent psychological and motor disturbances in children with

neurological problems by means of multi-specialist rehabilitation. The facility has both stationary and outpatient structures;

- **Early intervention facility for children under 7**, operating in outpatient mode, taking care of approx. 880 patients per year (ca. 6,400 visits), with its own child neurologist, psychologist, neuro speech therapist and physiotherapist;
- **Neurology clinic, family psychology clinic, rehabilitation clinic for children aged 7 to 18**, operating in outpatient mode, taking care of approx. 850 patients per year (ca. 4,600 consultations);
- **Daily Care Centre** – operating in stationary mode for 48 children aged 3 to 6, over 8,400 person days per year;
- **Daily Care Centre for Disabled Youth** – operating in stationary mode in two shifts for 35 persons, over 5,500 person days per year.

Table 91. Number of patients covered by outpatient treatment in Gliwice Adoption and Rehabilitation Facility for Disabled Children and Youth from 2006 to June 30, 2010

	2006	2007	2008	2009	30.06.2010
Number of patients consulted for the first time in a given year	930	1,027	940	913	550
Number of all patients in a given year	1,794	1,924	1,974	1,975	1,270

Source: Gliwice Adoption and Rehabilitation Facility

## 13.5. Municipal Nurseries

There are 4 branches of Municipal Nurseries operating in Gliwice:

- Branch I at ul. gen. L. Berbeckiego 10;
- Branch II at ul. Mewy 34;
- Branch III at ul. S. Żeromskiego 26a;
- Branch IV at ul. Kozielska 71.

Table 92. Space use in budget unit of Municipal Nurseries from 2006 to June 30, 2010

Particulars	2006	2007	2008	2009	30.06.2010
Number of spaces in budget unit of Municipal Nurseries	150	150	150	150	150
Number of children in budget unit of Municipal Nurseries	182	186	191	191	189
Number of children in budget unit of Municipal Nurseries against number of spaces [%]	121.33	124	127.33	127.33	126
Number of jobs in budget unit of Municipal Nurseries	42	46	46	52.125*	52,25

\*As per recommendations after check carried out by the Voivodeship Office, additional nurses were hired  
Source: Department of Health and Social Issues of the Municipal Office

## 13.6. Activities of municipal organizational units in the scope of welfare in 2006-June 30, 2010

The following municipal units operate in Gliwice, executing tasks in the scope of welfare:

- Welfare Facility (OPS) in ul. Górnych Wałów 9 with 4 regional branches in ul. I. Daszyńskiego, Dzewanny, Krzywej and Zwycięstwa. Additionally, 3 field branches operate at the OPS – no. 1 at ul. Wł. Reymonta 18, no. 2 at ul. P. Gojawiczyńskiej 9 and no. 3 at ul. Czajki 3 as well as Daily Welfare Facility (ul. Kozielska 71 and ul. Pszczyńska 100), Social Facility for Self-help (ul. Tarnogórska 231), Gliwice Facility for Integration of the Disabled (ul. Zwycięstwa 34), Department for Prevention and Welfare of Child and Family (ul. Zwycięstwa 13), Family Benefits Department (ul. Ziemowita 1), Crisis Intervention Facility (ul. Świętokrzyska 5), 7 protected flats for adults leaving foster families and care and educational facilities, including flats for the disabled, with mental disturbances and for under aged mothers.
- Welfare Facility “OPOKA” (ul. Pszczyńska 100);
- Welfare Facility “Nasz Dom” (ul. Derkacza 10);
- Welfare Facility of the Order of St. Mary's Servants (ul. Odrowążów 124),
- Orphanage no. 1 (ul. Toszecka 13a);
- Orphanage no. 2 (ul. Zygmunta Starego 19) and its branches:
  - At ul. św. Katarzyny 1 – for girls from 14 years of age until they graduate, no longer, however than 25 years of age
  - at ul. Królowej Bony 3/1 – for boys
  - Daily Support Facility – for children aged 4 to 16 in DD building at ul. Zygmunta Starego 19
- Orphanage no. (ul. Św. Barbary 4) and its branches:
  - at ul. Kasztanowej 1 – for girls aged 15 to 18
  - in ul. I. Paderewskiego – for boys from 13 years of age
- Family Orphanage (ul. Toszecka 25);
- Care and Educational Facility (ul. Jagiellońska 25);
- District Labour Office (Plac Inwalidów Wojennych);
- Municipal Detoxication Detention Centre (ul. Okopowa 6).

Table 93. Expenditures on tasks related to welfare and social policy from 2006 to June 30, 2010 [PLN]

	2006	2007	2008	2009	30.06.2010
SOCIAL WELFARE and other tasks in the scope of social policy, including	<b>87,440,103</b>	<b>90,418,787</b>	<b>90,302,160</b>	<b>92,814,892</b>	<b>48,072,377</b>
Care and educational facilities	7,470,698	8,799,493	10,172,974	10,573,900	5,620,723
Welfare homes	5,913,697	7,347,787	8,751,025	9,717,371	5,152,817
Benefits	16,504,130	13,776,744	9,707,969	9,882,255	3,914,165
Accommodation benefits	10,813,854	9,849,689	8,383,557	7,741,791	3,992,706
Welfare facilities	7,579,579	8,699,328	9,231,379	10,214,398	4,945,136
Participation in total expenditures [%]	13.9%	12.5%	12.2%	12.4%	14.0%
Expenditures on social care per 1 resident with permanent place of abode	461	484	488	507	264

Source: Budgeting and Analyses Department of the Municipal Office

### 13.7. Concept of organization of local system of care over family and child and extension of necessary social infrastructure

Since 2002 the initiative of setting up protected flats for youth leaving foster homes and care and educational facilities, including flats for the disabled, with mental disturbances and for under aged mothers.

Currently, there are 7 of those flats in Gliwice. The idea raised a lot of interest and persons leaving the flats function well in society, most frequently becoming independent of social help. Since 2006 also professional multi-child family has operated in Gliwice for under aged mothers with their babies and under aged pregnant women. As on June 30, 2010 there were 7 children in the family and this number did not change in the past year. The professional multi-child family<sup>7</sup> is a type of professional family, unrelated to the child, in which at the same time no fewer than 3 children are placed and no more than 6. The number of children in this family may be higher if numerous siblings are placed in it.

Foster families<sup>8</sup> can be divided into:

- related to the child
- unrelated to the child
- professional, unrelated to the child:
  - multi-child
  - specialist
  - of emergency character

At the end of period subject to analysis, there were 167 foster families in Gliwice (10% less than in 2006), taking care of 217 children (7.7% less than at the beginning of the period), including: 142 families related to the child and 25 families unrelated to the child.

Table 94. Number of foster families and children in foster families from 2006 to June 30, 2010.

	2006	2007	2008	2009	30.06.2010
Foster families	187	172	176	171	167
Children in foster families	235	214	231	220	217

Source: Department of Health and Social Issues of the Municipal Office

Table 95. Division of foster families due to relation from 2006 to June 30, 2010

Type of foster family	2006	2007	2008	2009	30.06.2010
Family related to the child	164	151	146	144	142
Family unrelated to the child, including professional families	23	21	30	27	25

Source: Department of Health and Social Issues of the Municipal Office

It stems from the tables above that over 80% of foster families are related to children. In majority of cases this is the closest family: siblings, aunts and uncles and grandparents – usually persons from 41 to 60 years of age.

<sup>7</sup> Art.74 of Act on social welfare (Dz.U. No. 64 item 593 of April 15, 2004)

<sup>8</sup> As above

Table 96. List of age groups of persons fulfilling functions of foster care from 2006 to June 30, 2010

#	Age groups	Number of foster families In 2006	Number of foster families In 2007	Number of foster families In 2008	Number of foster families In 2009	Number of foster families 30.06.2010
1	up to 21	1	0	0	0	0
2	22-30	12	12	13	16	13
3	31-40	12	13	12	10	13
4	41-50	58	46	40	41	37
5	51-60	57	51	64	60	57
6	61-70	38	37	34	33	34
7	71+	9	13	13	11	13

Source: Department of Health and Social Issues of the Municipal Office

Table 97. Number of children in foster families per age groups from 2006 to June 30, 2010

Form of foster family	2006	2007	2008	2009	30.06.2010
Families bringing up child up to 7 years of age	48	39	43	35	38
Including those entitled to attendance allowance	4	4	5	0	1
Families bringing up child between 7 and 18 years of age	187	175	188	185	179
Including those entitled to attendance allowance	24	25	21	21	25

Source: Department of Health and Social Issues of the Municipal Office

In 2005 Crisis Intervention Facility was set up aimed at persons in difficult life circumstances, such as domestic violence, marriage crisis, loneliness, traumatic experiences, loss of a close person, sickness, rape or suicidal attempts. The facility has 17 hotel spaces; it works 24/7. Its task is to offer specialist psychological, pedagogical, social and legal advice, with the objective of regulating the life situation and achieving relative psychological balance and independence.

There are 5 care and educational facilities, where children are taken care of 24/7: 3 Orphanages, Family Orphanage and Care and Educational Facility for Children. Those facilities have to seasonally handle the problem of shortage of spaces – often the number of children who need help is higher. This refers to situations, when a child is accepted immediately as a result of police intervention.

Table 98. Care and educational facilities in Gliwice as on June 30, 2010

Orphanages in Gliwice	Number of spaces	Total number of children	Including children from Gliwice	Remarks
Orphanage no.1	50	50	88 %	Socialization facility for children and youth from 3 years of age to graduation
Orphanage no.2	64	62	79%	For children and youth from 3 years of age to graduation
Orphanage no.3	33	28	75%	For children with light and medium mental disability and with intellectual norm in scope of sibling integration at the age of 3-18 or to education completion.
Family Orphanage	8	8	87.5 %	For children and youth from 3 years of age to graduation
Care and Educational Facility for children	104	122	27.9%	For children to the age of 6 with possibility to extend stay in scope of siblings. Facility run by Order of St. Mary's Servants.

Source: Own study based on data from care and educational facilities

Ensuring care and upbringing in foster environment and assignment to care and educational facilities of children without parental care is the City's own task, performed by the Social Welfare Centre. In the scope of completion of task of placing children in care and educational facilities, the Department for Prevention and Help to Child and Family OPS cooperates with all institutions and persons who help children.

The table below presents the number of children from Gliwice, who were placed in care and educational facilities.

Table 99. Number of children from Gliwice who were placed in care and educational facilities from 2006 to June 30, 2010

#	Type of care and educational facility	2006	2007	2008	2009	30.06.2010
1.	Orphanage no.1	13	17	13	20	7
2.	Orphanage no.2	25	24	25	27	8
3.	Orphanage no.3	5	6	5	2	6
4.	Family Orphanage	0	0	0	2	-
5.	Care and Educational Facility for children	48	38	31	25	10
6.	Emergency Care	4	0	1	0	-
7.	Orphanages outside Gliwice	2	2	1	0	-
8.	TOTAL	<b>97</b>	<b>87</b>	<b>76</b>	<b>76</b>	<b>31</b>

Source: Department of Health and Social Issues of the Municipal Office

Orphanage no. 2 runs a Facility for Daily Support for children from Gliwice in the form of so-called 3-month lots with the possibility of extension.

Table 100. Facility for Daily Support as on June 30, 2010

Daily Support Facility	Number of spaces	Total number of children	Remarks
Orphanage no. 2 – Daily Support Facility	18	25	For children and youth aged 4 to 16

Source: own list based on data from Orphanage no. 2

### 13.8. Welfare and financial benefits granted by Social Welfare Facility

Table 101. Structure of benefits of Social Welfare Facility from 2006 to June 30, 2010

<b>Gliwice</b>	<b>2006</b>	<b>2007</b>	<b>2008</b>	<b>2009</b>	<b>30.06.2010</b>
Number of families covered with assistance	5,450	4,868	4,002	3,950	3,136
Number of persons in those families	13,384	11,955	9,903	9,296	7,329
Number of persons who received any benefit via administrative decision	8,214	6,914	6,281	5,971	4,953
Value of benefits [PLN]	22,880,123	19,126,286	15,947,363	15,633,786	7,263,781
Number of decisions on accommodation benefits	12,573	10,466	8,336	7,533	3,728
Including positive decisions	11,398	9,612	7,694	6,975	3,439
% of all decisions	91%	92%	92%	93%	92%
Average benefit amount [PLN]	157	166	173	186	193

Source: Social Welfare Facility

Decrease observed in the system of social welfare benefits was a result of coming into force of act on benefits for persons entitled to alimony, which caused transfer of a significant number of beneficiaries from social welfare system to a different system of social securities, maintaining income criteria in social welfare at increase of benefits from other systems of social security, as well as granting benefits based on social contract concluded and settled. A principle of granting benefits via their adjustment to factual needs of persons and families was also introduced and the condition for receiving them was cooperation with social worker in overcoming one's difficult life situation.

The fall in number of decisions on granting accommodation benefits was a result of i.a. migration of residents to other regions of Poland and abroad, as well as of increase of household incomes (remuneration increase, fall in the number of the unemployed, becoming self-employed, increase in amount of family benefits). Another factor which contributed to this was introduction of legal regulation on obligation to carry out social interviews at the place of abode of persons applying for accommodation benefit, so as to establish the actual family and financial situation of a household.

Moreover, as can be inferred from data presented, an increase of average amount of accommodation benefit took place. This resulted from increase in base amount of rent in municipal housing resources (65% of households which were granted accommodation benefits occupied housing facilities belonging to Gliwice Municipality), increase of maintenance and renovation amount in housing cooperatives' resources, as well as increase in price of water, waste management, central heating and electric energy (the price of electric energy affected the amount of allocated and granted lump sum for heating and water in case of lack of external heating and water installation).

### 13.9. Persons covered with 24/7 care in municipal care units (excluding Orphanages)

Table 102. Number of spaces and charges at Social Welfare Home "Opoka" – for persons somatically ill

	2006	2007	2008	2009	30.06.2010
Number of places	57	57	57	57	57
Positive decisions issued by OPS	20	21	28	15	6
Total number of persons accepted	14	12	13	7	5
Including residents of Gliwice	8	10	12	7	5
Waiting period /in years/	ca. 2	ca. 2	ca. 2	ca. 2	a. 1-1.5

Source: Social Welfare Home "Opoka"

Table 103. Number of spaces and charges at Social Welfare Home "Nasz dom"

	2006	2007	2008	2009	30.06.2010
Number of places	122	122	122	122	122
Positive decisions issued by OPS	40	35	50	40	8
Total number of persons accepted	26	28	27	37	14
Including residents of Gliwice	25	27	26	36	13
Waiting period /in years/	0.5 - 1	0.5 - 1	0.5 - 1	0.5 - 1	ca. 0.5-1

Source: Social Welfare Home "Nasz dom"

Table 104. Number of places and charges at Social Welfare Home in ul. Odrowążów

	2006	2007	2008	2009	30.06.2010
Number of places	50	50	48	48	48
Positive decisions issued by OPS	7	17	4	11	3
Total number of persons accepted	8	17	13	15	5
Including residents of Gliwice	8	17	9	13	4
Waiting period /in years/	ca. 1	ca. 1	ca. 0.5	3 months-0.5 year	ca. 0.5

Source: Social Welfare Facility

### 13.10. Persons covered with day care in municipal care units

Table 105. Number of places in daily care units as on June 30, 2010

Unit	Number of places	Remarks
Day Social Welfare Home, ul. Kozielska	30	Facility supporting persons in need, particularly the elderly, pensioners and lonely persons
Day Social Welfare Home ul. Pszczyńska	15	Facility supporting persons in need, particularly the elderly, pensioners and lonely persons
Community Self-help Home, ul. Tarnogórska	15	Facility for persons with mental disturbances. Additionally classes take place at Patient's Club for persons who do not require daily support and Meeting Group for families of persons treated mentally.

Source: Department of Health and Social Issues of the Municipal Office

### 13.11. Counteracting addictions

Prevention of addictions in Gliwice is executed via programmes and actions performed by specialist helping points and schools and on behalf of the City – by the Municipal Committee for Solving Alcohol Problems and by the Municipal Detoxification Detention Centre.

The Municipal Programme of Prevention and Solving of Alcohol Problems is carried out in cooperation with NGOs: Teetotaller Club "Krokus", Upper Silesia Association of "Familia", Association for Support of St. Brother Albert, Association of Catholic Families of Gliwice Diocese and Association for Health Promotion and Sober Life Style "Chance". In 2006-2009 the municipal budget financed and co-financed i.a. therapeutic classes for persons addicted to alcohol and their families, workshops on alcohol disease for the homeless, social readaptation programmes for the addicted and their families, running Consultation Point for Victims of Domestic Violence HELP. Also, clubs were established, in which therapeutic support was given to children and youth, prevention camps. Research and community interviews were carried out on addictions and attitudes of Gliwice school students towards alcohol and drugs were monitored.

Municipal actions aimed at counteraction of addictions are carried out via:

- **Municipal Committee for Solving Alcohol Problems** – teams for detox treatment operate here (treatment referrals, motivating conversations), as well as a team controlling commercial entities;
- **Municipal Detox Detention Centre (acting within framework of MZUK)**, which takes care of i.a. granting help to intoxicated persons and ensuring ongoing medical care, motivating persons addicted to alcohol to start therapy at detox treatment facilities.

Table 106. Structure of users of Municipal Detox Detention Centre from 2006 to June 30, 2010

Users	2006	2007	2008	2009	30.06.2010
Total	2,427	2,706	2,814	2,653	,413
Including under aged	58	73	40	28	25
Participation of the under aged %	2.39	2.7	1.42	1.1	1.77

Source: Municipal Detox Detention Centre

- **Crisis Intervention Facility (operating within OPS)** – complex help is given to victims of domestic violence;
- **Social Welfare Facility** – OPS executes, i.a. project for children of the street – so-called street teachers are on call so as to establish contact with children staying in the street for work purposes

Consultation points are available in the City:

- consultation point at Municipal Detox Detention Centre (ca. 900 consultations per year for persons leaving the centre)
- help point for victims of domestic violence (ca. 40 consultations per year)
- municipal telephone of trust (ca. 800 consultations per year)

Municipal actions aimed at prevention of addictions also cover the phenomenon of drug addiction, particularly among children and youth. For this purpose Municipal Programme of Counteracting Drug Addiction was created. Via NGOs lectures, workshops, camps and trainings were prepared in the scope of recognition and improving skills of counteracting drug addiction at schools.

Table 107. Drug addiction in Gliwice and District of Gliwice in 2006- 2009

<b>Drug addiction problem</b>	<b>2006</b>	<b>2007</b>	<b>2008</b>	<b>2009</b>
total number of users	3,423	4,020	4,620	5,048
including addicts	1,100	1,300	1,600	1,828
below 17 years of age	338	342	152	180

Source: Municipal Police HQ

Preventative activity in terms of addiction, including drug addiction, is constantly developing. Despite this, based on data from 2006-2009 provided by the Municipal Police HQ, successive increase of drug intake can be observed. From data obtained it may be inferred that the phenomenon is closely related to the development of drug dealing in easily accessible places: entertainment places, pubs and discos. This phenomenon is disturbing also due to the fact that it initiates other forms of crime. Analysis of a great number of crimes against life and car accidents indicated that their perpetrators were under the influence of drugs. The most popular drugs available on area covered by Municipal Police HQ of Gliwice include marijuana and hashish, as well as psychoactive substances in the form of amphetamine and ecstasy. Police actions aim primarily at catching dealers. In 2008 18 drug dealers were detained, 29 were given police supervision and other preventative measures were applied to 8. The department for fighting drug crimes also takes up numerous initiatives in the scope of drug addiction prevention. In 2009 police officers held meetings and organized preventative actions in Gliwice schools. Cooperation was established with the Customs Office in Katowice, State Sanitary Inspection and Polish Chemical Reagents in Gliwice. All those institutions are actively counteracting drug crime in the City of Gliwice.

## 14. CULTURE

Cultural activity is one of the City's main strengths. Residents can take advantage of wide cultural offer. Every year ever higher amounts are allocated for culture in the city budget – both for operation of municipal cultural units (Gliwice Music Theatre, Municipal Library and Museum in Gliwice), their renovations and subsidies for completion of public tasks in the area of arts and culture by NGOs. In recent years a few significant investments related to cultural infrastructure of Gliwice have been completed. They included: reconstruction of elevation of Gliwice Music Theatre in ul. Nowy Świat in 2006, modernization of the "Piast" Castle completed in 2007 (project subsidized by EU funds), renovation of building and commissioning of "Bajka Stage – Amok Cinema" facility in ul. Dolnych Wałów (2007-2009). In 2009 the area around Radiostation was managed in the scope of revitalization. The project was awarded the title of "The best public space of the Province of Silesia 2010".

Table 108. Structure of expenditures on cultural activity 2006-June 30, 2010 [PLN]

	2006	2007	2008	2009	30.06.2010
<b>CULTURE AND PROTECTION OF NATIONAL HERITAGE, Including i.a.:</b>	<b>20,606,994.39</b>	<b>23,246,728.33</b>	<b>22,693,848.36</b>	<b>28,728,183.97</b>	<b>10,727,081.92</b>
Activity of municipal cultural institutions (Library, theatres, Museum)	13,714,740.27	18,998,584.57	17,947,227.54	23,368,059.29	10,014,619.44
Monument protection	2,770,532.27	2,419,645.55	3,369,130.76	3,414,939.40	0.00
Participation in total expenditures [%]	3.3%	3.2%	3.1%	3.9%	3.1%
Expenditures on culture per resident with permanent place of abode	108.57	124.44	122.55	156.77	58.94

Source: Department of Budgeting and Analyses of the Municipal Office

Every year, prizes of the Mayor of the City of Gliwice are awarded for achievements in scope of artistic performance, as well as culture promotion and protection. In 2006-2009 the total of 15 persons and 6 institutions were awarded:

- Andrzej Bogusław Górski
- Jan Śliwka
- Aleksander Nowak
- Bartosz Pieszka
- Andrzej Schmidt
- Jan Ballarin
- Teresa Wojtok
- Magdalena Duda-Patraszewska i Jerzy Patraszewski
- Marian Bietkowski
- Karolina Glazer
- Tomasz Iwasiów
- Jan Lessaer
- Dominika Płonka
- Kajetan Drozd

Awarded institutions and associations:

- Gliwice Music Theatre
- "CHANCE" Association
- Academic Music Band
- John Paul II Educational Centre
- Cultural Heritage Association - GLIWICKIE METAMORFOZY
- Dance Forms Group SALAKE

## 14.1. Organization of cultural events

Main organizers of cultural events in Gliwice are: municipal cultural units, local government of the City of Gliwice, associations and NGOs. The number of cultural events organized in the city every year is on the increase.

Table 109. Events co-financed by the city

Organizer or main organizer	Number of events				
	2006	2007	2008	2009	30.06.2010
Gliwice Music Theatre	1,182	1,218	1,222	1,233	1,212
Gliwice Music Theatre – excluding films	180	206	214	210	131
Museum	41	37	29	67	233
Municipal Library	679	724	682	1,033	458
Events financed from city budget*	79	37	148	178	79
Average amount of financing [PLN]	4,729	9,266	4,252	4,038	13,984
Events covered with patronage of the City Mayor or Chair of Municipal Council at organizer's request	46	84	42	52	33
<b>Total</b>	<b>2,027</b>	<b>2,100</b>	<b>2,337</b>	<b>2,871</b>	<b>2,015</b>
<b>Total – excluding films at GMT</b>	<b>1,847</b>	<b>1,153</b>	<b>1,329</b>	<b>1,848</b>	<b>934</b>
<b>Average number of events per month, excluding films at GMT</b>	<b>153.19</b>	<b>96.10</b>	<b>110.75</b>	<b>154</b>	<b>155</b>

\* change of legal regulations: act of January 1, 2004 on activity of public benefit and volunteering prevents granting subsidies to associations. Subsidies may only be granted based on open offer competition for completion of the city's public tasks.

Source: Department of Culture and Promotion of the Municipal Office

Table 110. Cyclical cultural events

#	EVENT	Main organizer	Time	Short description
1.	Artistic Christmas Fair	Museum in Gliwice	December	Educational and artistic project. In the atmosphere of Christmas residents may participate in carol concerts, exhibitions and children and youth can use museum lessons dedicated to Christmas traditions. Took place on 2004-2009.
2.	Artistic Easter Fair	Museum in Gliwice	March/ April	Many different projects related to Easter traditions.
3.	Series of concerts "Park summer"	Local government of the City of Gliwice	August	Series of open air concerts organized in Chopin Park.
4.	Jazz Thursdays with a star	Music Association Silesian Jazz Club	All year (once a month)	Organized since 2002. Its aim is to promote jazz music among primarily youth.
5.	Children Theatre Meetings	Gliwice Music Theatre	March	In place for 16 years. It is the biggest and the oldest theatre event for children in the south of Poland. Due to the group of recipients, it is of regional character and of national character when it comes to performers. Assisted by a series of events: presentation of scenery, drawing competitions and acting workshops.
6.	Europe Day	Local government of the City of Gliwice	9 May	Event promoting the idea of united Europe, directed to residents of the region. Youth from partner cities of Gliwice also takes part. Organized since 2009.
7.	Film Discussion Club	Association Dwunasta Dziesięć	All year	Organized since 2004 in two cycles: DKF Classic and DKFuture. Since 2007 expanded by DKF.doc, in which classical documentaries are shown, as well as recent proposals on a number of interesting topics. The aim is to expand the city's cultural offer by ambitious films, visual education via presentations of classical and contemporary films and documentaries, initiating discussion on art and culture as well as topics related to a number of walks of life, raised in the films.
8.	Gliwice Night at galleries – ARTNOOC	Local government of the City of Gliwice	May	Events organized for 2 years, aimed at promotion of visual arts among residents of Gliwice, promotion of Gliwice galleries and artists, as well as community integration. In the scope of projects all galleries are available. Participants can watch works of art but also participate in workshops and meetings with artists. Event is closed with a concert.
9.	Gliwice Bach Festival	Club of Cultural Initiatives Association	July	Festival organized for 10 years. Its aim is to acquaint the recipient with works of one of the greatest musical geniuses, as well as presentation of achievements in traditional and historical interpretation of baroque music.
10.	Gliwice OFF Film Festival GOFFR	Association "GTW"	November	The aim of the festival is promotion of independent and off cinema, supporting development of young creators and encouraging young people to participate in culture. Main competition is organized, film workshops and musical film evening (bands, which perform film music).
11.	Gliwice Picnic	Local government of the City of Gliwice	August	Family picnic, presentation of military and air equipment.
12.	Gliwice Days of Cultural Heritage	Museum in Gliwice	September	Event stepping out of museum walls generally refers to presentation of cultural heritage of the city and region. Edition in 2009 was related to outbreak anniversary of

#	EVENT	Main organizer	Time	Short description
				World War II.
13.	Gliwice Choir Meetings	Academic Choir of Silesian University of Technology	April	Music Festival during which Polish and worldwide choir music is presented performed by choirs and bands from various academic backgrounds. The aim is to develop the amateur movement and development of passion for art and singing among students, who actively take part in concerts.
14.	Gliwice Theatre Meetings	Gliwice Music Theatre	May	Gliwice Theatre Meetings are the oldest and biggest theatre event in Silesia. The review, which lasts several days, is cyclical, taking place once a year since 1990. Organizers endeavour to present the most interesting and varied theatre forms. For 3 years Gliwice Theatre Meetings have a new enriched formula. The festival consists of a few modes – CREATIONS-VISIONS-INSPIRATIONS – presenting the most interesting plays of the last season, theatre activities and accompanying events. Some of them will be of review character, others of competition. Particularly important is the representation of various styles, tendencies and searches – all that in the melting pot constitutes a mixture which guarantees theatre development in its various forms. Viewers can participate in shows of traditional theatre, as well as alternative, plastic and that of movement. Presentations take place on stage as well as in open air (squares of the City of Gliwice).
15.	Industriada*	Local government of the City of Gliwice, Museum in Gliwice	June	Event aimed at promotion of facilities located in Technical Monuments Trail of the Province of Silesia (Gliwice facilities include Radiostation, Artistic Casting Unit and Sanitary Technology Museum).
16.	Gliwice residents to Gliwice residents concert	State Music School	June	Event presenting graduates and students of music school.
17.	Competition of painted eggs with post-competition exhibition	Museum in Gliwice	April	Competition and exhibition aimed at preserving the tradition of egg painting.
18.	Ludomir Różycki singing competition	State Music School		Event organized by music school, directed at music school students.
19.	Kraków Poetry Salon in Gliwice	Gliwice Music Theatre	All year (once a month)	Initiated by Anna Dymna of Kraków's Słowacki Theatre. Constitutes a form of educational activity of theatre, allowing meetings of actors with viewers – participants interested in poetry.
20.	Caro Villa Summer Garden	Museum in Gliwice	July/ August	Series of concerts and plays in the open air, organized in the scenery of Caro Villa garden. Held from 2000 to 2008.
21.	International Festival of Street Artists	Local government of the City of Gliwice	July/ August	An attempt to contrast widely understood art with the city. Merger of festivals: busking, musical and theatre with such events as street cinema, workshops and installations. Common denominator of all actions is the street – a place of passing of ordinary and extraordinary people. In the scope of festival, various interesting artistic events take place every week.
22.	International Festival Jazz Sessions	Gliwice Music Theatre	November	Event with long traditions, directed to fans of jazz music, during which famous musicians from Poland and abroad perform.
23.	International Festival Organ Music Days	International Festival Organ Music Days Association	May	The only type of this event in Silesia, promoting precious works of organ music, oratorios and old music, as well as presents the wealth of organ Silesia. Its aim is to increase the level of musicality among the Silesian community, promotion of young performers of organ music and cultivating music traditions of the

#	EVENT	Main organizer	Time	Short description
				region. Apart from concerts, a trip "on the trail of organs of Upper Silesia" is also organized, a competition in interpretation and photo exhibition.
24.	International Film Festival „CAMERA SILESIA“	Museum in Gliwice / AMOK Cinema (GTM)	October	Basic aim of the project is using the potential of Gliwice as a place in which many cultures and traditions meet. The idea is to create in Gliwice a place for meetings of artistic and scientific communities from Poland, Czech Republic, Germany and other European countries interested in Upper Silesia. The festival is a tool of presentation of film work in scope of documents on Silesia, Gliwice, fictional production dedicated to Silesia; archives related to the history of the region and Gliwice.
25.	International Gliwice Guitar Festival	Local government of the City of Gliwice	November	11 editions of the Festival have already taken place. It is a permanent event, extremely popular among music fans of Gliwice. The initiator and author of the undertaking is Gliwice-based composer Mr. Gerard Drozd, who has been taking care of high artistic level of the event for years now, by inviting the best guitar players in the world.
26.	International Graphic Competition Exlibris	Municipal Library	October	Cyclical graphic competition for exlibris.
27.	Youth Film Academy MAFIA	Gliwice Music Theatre	All year	Project on film education directed to children and youth (primary school, junior and senior secondary schools). Film shows are combined with lectures.
28.	Municipal Reading competition of spoken book	Municipal Library	March – October	Cyclical literary competition for the blind, sight impaired and having problems with reading print.
29.	International book art biennale	Municipal Library Primary School no. 3	September – May	Cyclical drawing competition of artistic book for children and youth.
30.	International Festival Jazz in the Ruins	Music Association Silesian Jazz Club	August	Event organized for four years, aimed at increasing active participation of residents in culture, creating conditions for promotion of young, talented musicians, shaping artistic awareness of improvised music fans and creating a centre for summer cultural events (Ruins). Since last year the festival also includes music workshops, lectures of staff of Jazz Institute of Music Academy in Katowice and an exhibition.
31.	Muse Museum	Museum in Gliwice	All year	Series of meetings dedicated to famous writers and their works.
32.	Music puddings at Caro Villa*	Museum in Gliwice, Cultural Initiatives Club	All year	Series of chamber concerts of classical music.
33.	Museum Night	Museum in Gliwice	May	Special invitation for residents to the Museum at unusual, night hour. The project consists of a series of undertakings, such as special exhibitions, presentations, tours and concerts.
34.	Poet Night	Club of Cultural Initiatives Association		Event organized in the framework of Literary Club.
35.	St. John's Night	Gliwice Music Theatre	June	Open air event, divided into ritual part and concert of a star. Presentations of street theatres, happenings, installations and concerts.
36.	Film Nights in the Ruins	Gliwice Music Theatre	August	Film review organized for many years. Permanent cultural event of summer months. At four weekends of August organizers prepare interesting programme and present films selected by themes.

#	EVENT	Main organizer	Time	Short description
37.	Celebrations of 3 <sup>rd</sup> May Constitution	Local government of the City of Gliwice	3 May	National holiday celebrations.
38.	Celebrations of Independence Day, November 11 <sup>th</sup>	Local government of the City of Gliwice	11 November	Municipal event
39.	National Festival of Religious Song CANTATE DEO	Catholic Association of Youth of Gliwice Diocese	June	Event with long tradition. Review of religious songs performer by Young artists. During 3-day festival a competition among participants and performers is organized, workshops and star concert.
40.	Park Summer	Local government of the City of Gliwice	August	Open air event, open for residents; series of concerts in the neighbourhood of the Palm House.
41.	Farewell to summer	Gliwice Music Theatre	September	Music undertaking realized at the end of summer, directed to the youth. Well-known bands and performers are presented, as well as raising stars of high artistic level.
42.	New Year's Welcome	Local government of the City of Gliwice	31 December/ 1 January	Open air event, open for residents with changing formula (concert of a star, disco for young residents, combination of mechanical and live music etc.)
43.	Chopin – romantically	Local government of the City of Gliwice	First Friday or Saturday of July	Romantic concert at Chopin park held since 2008, third edition.
44.	Single poem tournament	Club of Cultural Initiatives Association		Event organized in the framework of activity of the Literary Club.
45.	Week of libraries	Municipal Library	May	Project aimed at promotion of library and reading, during which various meetings are organized – meetings with authors, Night at the Library, book exchange, competitions, workshops, library lessons, trips, exhibitions, discussion around books, tournaments, plays and other games and educational events.

\* New cyclical event of regional character

Source: Department of Culture and Promotion of the Municipal Office

## 14.2. Activity of municipal cultural institutions

### 14.2.1. Gliwice Music Theatre

Gliwice Music Theatre (GTM) has been active since 2001. Earlier it operated as scene of Silesian Operetta and Music Theatre in Gliwice. Today Gliwice Music Theatre is a kind of cultural Centre. It takes care of the Municipal Theatre Ruins and Amok study cinema, which organizes, i.a. reviews of works of famous film artists and selected film currents. For over 10 years it has been running Youth Film Academy, popular MAF-ia, directed at primary and secondary school students. At Amok cinema film premieres are held, assisted by various types

of happenings and other artistic events, e.g. Film Nights in the Ruins. Since October 2009 the new seat of the cinema is the building at ul. Dolnych Wałów 3 in Gliwice under the name of "Bajka Stage – Amok Cinema", where, apart from film shows, also concerts, recitals, plays and other events organized by GTM take place.

Regular collaborator of GTM is the Silesian Quartet – world famous chamber band. Since 2005 the Theatre has been organizing popular Kraków Poetry Salon in Gliwice. GTM also organizes a number of cyclical theatre events, including:

- Gliwice Theatre Meetings
- Children Theatre Meetings

GTM Management also organizes Jazz Sessions Festival, Gliwice St. John's nights, numerous concerts and guest theatre performances.

In order to present the offer of GMT to the residents, it issues a monthly magazine – Gliwice Cultural Magazine. It is free of charge and apart from cultural offer also contains information on sports event in the city.

Table 111. Structure of events organized by Gliwice Music Theatre

	2006	2007	2008	2009	30.06.2010
<b>Gliwice Music Theatre</b>					
Number of events	151	166	190	184	96
Number of participants of ticketed events	56 498	64 316	75 022	73 586	39 856
Average number of participants per ticketed event	374	387	395	400	415
Number of seats	462	462	462	462	462
Average level of use [%]	81%	84%	86%	87%	90%
Number of open air events (unticketed)	10	6	8	9	4
Number of participants of open air events	14 900	6 600	13 600	9 400	8 200
<b>Municipal Theatre Ruins</b>					
Number of events	19	27	18	17	10
Number of participants of ticketed events	5 212	6 632	3 310	2 847	1 298
Average number of participants per ticketed event	274	246	184	167	130
Number of seats	234-300	234-300	234-300	300	300
Average level of use [%]*	91,3%	82%	61,3%	56%	43%
<b>Amok Cinema</b>					
Number of events	1 002	1 012	1 008	1 023	1 081
Number of participants of ticketed events	27 126	30 154	28 955	30 695	20 082
Average number of participants per ticketed event	27	30	29	30	19
Number of seats	180	180	180	180 (339 + 46 from 10.2009) **	339 + 46

Average level of use [%]	15%	16,5%	16%	18% (8% from 10.2009) **	5%
<b>Other rooms</b>					
Number of events	10	13	6	9	-
Number of participants of ticketed events	1 595	1 184	958	1 007	-
Average number of participants per ticketed event	160	91	160	112	-
<b>Bajka Stage- Amok Cinema</b>					
Number of events (apart from cinema)				9	21
Number of participants of ticketed events				2 565	3 658
Average number of participants per ticketed event				285	174
Number of seats				339	339
Average number of participants per ticketed event				84%	51%

\* In the reporting period the number of seats at Municipal Theatre Ruins varied (234-300 persons), average level of use refers to 300 persons

\*\* Change resulting from new seat in the building of " Bajka Stage –Amok Cinema" at ul. Dolnych Wałów 3.

Source: Department of Culture and Promotion of the Municipal Office

In 2006 thermal modernization of the building of Gliwice Music Theatre was carried out. The investment consisted primarily in insulation and thorough improvement of the heating system. In the scope of renovation, heat switching station was modernized and internal installation of central heating replaced, all external walls insulated and windows replaced. Apart from economic value, the reconstruction of elevation gave also aesthetic value. The building was given new architectural look and colour scheme. The most important changes for the perception of the building were those referring to elevation at ul. Nowy Świat. Appropriate plastic shape was ensured by i.a. decorative horizontal dividers, new windows and balcony balustrades, as well as external decorative elements. In one of the top corners openwork dome appeared. Its addition was justified historically – the building before the war was decorated with a tower on top of which was a dome with light. The building was completed with decorative steel construction over the main entrance, which is used for play advertisements.

The table below presents GTM budget in past years.

Table 112. Budget of Gliwice Music Theatre [PLN]

Income and expenditures	2006	2007	2008	2009	30.06.2010
Total income	9 835 159	10 014 403	10 780 365	12 142 818	6 788 644
Including subsidies	7 035 190	6 901 805	7 152 218	8 102 543	4 473 892
Including own income	2 685 900	2 864 822	3 619 847	4 004 149	2 242 380
Including other revenues	114 069	247 776	8 299	36 126*	72 373
Expenditures	9 484 531	10 484 690	10 418 121	12 715 458	6 792 055
Expenditures per participant of ticketed events	105	103	96,25	117,59	104,66

*\*The reason for indication in 2008 of low other revenues was obtaining low bank interest (lack of free cash) and lack of other revenues, such as subsidies or damages.*

*Source: Department of Culture and Promotion of the Municipal Office*

### **14.2.2. Museum in Gliwice**

Museum in Gliwice is one of the oldest museums in Silesia. It was established in 1905 as Oberschlesisches Museum (Muzeum Górnośląskie). Since 1945 it has been functioning under the name of Museum in Gliwice and its main seat is located in the former residence of Oscar Caro at ul. Górnych Wałów 8a. The building was granted to the Museum by the city in 1934.

The offer of the Museum features a great number of cyclical events, such as Gliwice Days of Cultural Heritage, Camera Silesia Film Festival, Artistic Christmas Fair, Easter Garden of Arts with painted egg competition, Museum Night. Next to large projects, the offer includes proposals realized throughout the year, such as University for Everyone, Meetings with Painting, Meetings with Poetry. In 2009 and 2010 a new cyclical event was organized: Muse Museum and series of lectures accompanying large projects, e.g. "Borderline – restoring memory". Among most important projects executed in the reporting period, was i.a. partnership project of "European cast iron. Gliwice-Berlin-Sayn" realized from 2006 to 2008 with Stiftung Stadtmuseum in Berlin and Rheinisches Eisenkurguss- Muzeum Schloss Sayn. Other important projects were an exhibition organized jointly by the Museum in Gliwice and Silesian Museum in Goerlitz – "Upper Silesian in old photography. Photos from collections of Museum in Gliwice and Silesian Museum in Goerlitz". Also worth mentioning is the series of events under the name of Gliwice Month of Photography, in the scope of which collections of contemporary artistic photography belonging to the Museum were presented. In scope of this project exhibitions of artists associate with Gliwice Photography Association (JGF) were organized, i.a. collective exhibition of JGF and individual exhibitions of: Michał Sowiński, Piotr Janik and Stanisław Jakubowski.

In 2009 and 2010, it needs to be mentioned, "Weapons of the Middle Age" exhibition was prepared and multi-storey project of "Orientaction". The Museum in Gliwice is constantly adjusting to expectations of residents and initiates various forms of discussions on culture. A recent proposal of the Museum is the Art Reading Room – place of meeting art and artists, operational since February 20, 2010.

The Reading Room started its activity with a meeting with Zbigniew Libera, one of most recognized in the world Polish contemporary artist. Among recent initiatives one must mention establishing Cultural and Tourist Information Centre at the seat of "BAJKA Stage – AMOK Cinema". An important project is also reorganization of Artistic Casting Unit and arranging exhibition in new attractive space – monumental post-coal mine building located in "Nowe Gliwice" complex.

Endeavours of the Museum are appreciated not only by residents, but also in trade community. The Museum received SYBILLA award, awarded by the Minister of Culture and

National Heritage for organization of exhibition "European Cast Iron. Gliwice – Berlin – Sayn. Royal Prussian Iron Foundries." The exhibition was deemed museum event of 2007 (it took 2<sup>nd</sup> position in category "Natural, technical and medical exhibitions"). In 2010 VII Gliwice Days of Cultural Heritage received an award of the Marshal of the Province of Silesia as "The most interesting museum event of 2009" in the category of "Best educational initiative and promotion of cultural heritage".

Publishing activity of the Museum needs to be mentioned here. Apart from publications accompanying particular projects, such as two volumes of "Gliwice known and unknown", "Monuments of Gliwice Days of Cultural Heritage", a few valuable collection catalogues were produced: "Prószków Faience", "European Cast Iron. Royal Prussian Iron Foundries", "Gliwice photographic community 1951-2000", "Upper Silesia in Old Photography", "Gliwice Jews". New volumes of Year Book of Museum in Gliwice were also published (from XIX to XXI).

Table 113. Museum in Gliwice – budget and accompanying activity

<b>Total</b>	<b>2006</b>	<b>2007</b>	<b>2008</b>	<b>2009</b>	<b>30.06.2010</b>
Total number of event participants ****	71 027	72 224	35 331	34 537	17 277
Total Museum budget vs. expenditures per participant of events	40,94	42,48	95,10	106,57	128,25
Museum expenditures related to event organization per participant	22,17	22,40	50,59	48,58	20,83
<b>Temporary exhibitions (also outsider Museum)</b>	<b>2006</b>	<b>2007</b>	<b>2008</b>	<b>2009</b>	
Number of events	24	20*	12	26	11
Number of participants	33 632	33 079	8 489	9 278	9 067
Average attendance	1 401	1 654	707	358	824
<b>Conferences</b>	<b>2006</b>	<b>2007</b>	<b>2008</b>	<b>2009</b>	
Number of events	0	1	0	1	0
Number of participants	0	100	0	120	-
Average attendance	0	100	0	120	-
<b>Educational events</b>	<b>2006</b>	<b>2007</b>	<b>2008</b>	<b>2009</b>	
Number of events	10	9**	6	9*****	202
Number of participants	35 761	35 470	10 395	10 920	6 218
Average attendance	3 576	3 941	1 732	1213	31
<b>Other events – concerts, plays</b>	<b>2006</b>	<b>2007</b>	<b>2008</b>	<b>2009</b>	
Number of events	7	7***	11	31	20
Number of participants	1 634	1 143	2 152	14 219	1 992
Average attendance	233	163	196	458	100

\* national exhibitions were counted including Gliwice Month of Photography and foreign, apart from those taking place in the scope of educational projects

\*\* including:

Museum lessons (301 lessons, 8,599 participants); University for Everyone (24 lectures, 819 participants), Meeting with Painting (w meetings, 78 participants), other lectures (60 participants), Gliwice Days of Cultural Heritage (11,005 participants), Easter Garden of Arts (5,472 participants), Camera Silesia (1,037 participants), Artistic Christmas Fair (3,185 participants), Museum Night (5,215 participants).

\*\*\* concerts and plays with Summer Garden of Caro Villa, excluding those held in the scope of educational projects

\*\*\*\* In 2008 the number of participants went down, i.a. due to renovation of the "Piastr" Castle, which was closed from January to September

\*\*\*\*\* including:

Museum Lessons (288), University for Everyone (17 lectures), Meeting with Painting (1), Easter Garden of Arts (5 lectures), other lectures: 7

Source: Department of Culture and Promotion of the Municipal Office

In 2008 the project of revitalization of the "Piast" Castle was completed, which started 3 years earlier and was financed with EU funds (ZPORR). The facility was renovated, new permanent exhibition was set up: "Gliwice – city of many cultures", the function of this branch of Museum was extended – since 2008 the Castle is also Centre of Cultural Information and Regional Education.

In 2010 in a competition "Museum event of 2009" organized by the Marshal of the Province of Silesia the Museum in Gliwice received the main prize for VII edition of Gliwice Days of Cultural Heritage realized in 2009.

### 14.2.3. Municipal Library in Gliwice

In 2006 the Municipal Library in Gliwice celebrated its 60<sup>th</sup> anniversary. Currently, there are 20 branches of Municipal Library in Gliwice and Central Library located in ul. Kościuszki 17. Readers may use Scientific Reading Room, Press Reading Room, Music Library and Special Collections, as well as photocopy facilities in selected locations.

Table 114. Network of locations of Municipal Library

Year	Total number of branches *	Children branches	Scientific reading room	Press reading room	Music Library and Special Collections
2006	23	8	1	1	1
2007	23	8	1	1	1
2008	20**	8	1	1	1
2009	20	8	1	1	1
30.06.2010	20	8	1	1	1

\* excluding Central Library

\*\* in 2008 Branch no. 3 was liquidated (ul. Dolnej Wsi 90) and Branch no. 8 (ul. Sztabu Powstańczego 21a), Children Branch no. 19 (pl. Inwalidów Wojennych 30 – used to function as Children Branch)

Source: Department of Culture and Promotion of the Municipal Office

Apart from books and magazines, new text carrier was introduced for readers in all branches – audiobooks. Children libraries collect and make available on the spot board games (traditional, educational, strategic etc.)

Table 115. Collections of Municipal Library

Year	Books			Special collections (spoken books, records and CDs, tapes and video tapes, DVD)
	Increase	Decrease	Total	
2006	23 186	15 895	442 254	29 318
2007	23 915	15 338	450 831	30 657
2008	25 990	18 583	458 238	32 810
2009	22 570	24 295	456 513	33 497
30.06.2010	15 834	12 908	459 439	34 317

Source: Department of Culture and Promotion of the Municipal Office

Table 116. Purchase of books and magazines

Year	BOOKS		MAGAZINES	
	Number of volumes purchased	Expenditures in PLN	Number of issues subscribed	Expenditures in PLN
2006	22 940	453 702,09	573	75 885,00
2007	22 711	437 983,00	571	79 751,00
2008	24 698	487 056,21	586	81 299,00
2009	20 280	449 991,90	659	73 587,00
30.06.2010	14 996	280 490,33	622	79 714,77

Source: Department of Culture and Promotion of the Municipal Office

Table 117. Purchase of books per number of residents and readers

YEAR	Purchase of volumes per 100 residents	Purchase of volumes per 1 reader
2006	11,7	0,54
2007	11,8	0,59
2008	13,3	0,67
2009	11,9	0,55
30.06.2010	7,9	0,55

Source: Department of Culture and Promotion of the Municipal Office

Apart from its traditional activity, the Municipal Library in Gliwice (MBP) is also active in terms of culture, education, exhibitions and promotion. The most important undertakings include: Municipal Reading Competition of Spoken Book, International Graphic Competition for Exlibris or Library Week, for which MBP was awarded in 2008 1<sup>st</sup> place in national competition of Association of Polish Librarians. During winter and summer holidays children and youth can participate in educational and cultural events (e.g. Night at Library, Discussion around Books, games) in a number of branches.

Table 118. Accompanying cultural and educational activity of Municipal Library

Year	Exhibitions	Competitions		Library lessons		Meetings with authors		Other*	
		Total	Attendance	Total	Attendance	Total	Attendance	Total	Attendance
2006	52	166	1 983	223	5 027	8	225	230	4 327
2007	43	167	1 780	163	3 629	7	279	344	5 459
2008	54	144	1 571	128	2 406	14	517	342	5 106
2009	69	115	2 790	152	2 953	18	769	679	6 824
30.06.2010	24	50	783	86	1 905	17	612	281	4 235

\* In educational and cultural activity "other" stands for the following events: reading out loud in the scope of "Entire Poland reads to children"; plays; carnival balls for children, nativity plays, chess and literary tournaments, classes for children during winter and summer holidays, drawing classes, games, Night with Andersen.

Source: Department of Culture and Promotion of the Municipal Office

Table 119. Readers, visits and borrowings from Municipal Library

Gliwice	2006	2007	2008	2009	30.06.2010
Readers registered in a given year	41 956	38 196	36 752	37 075	27 504
Visits at libraries and reading rooms	389 063	359 275	335 282	340 665	150 892
Number of titles lent and made available outside and inside	1 107 312	983 417	917 802	980 640	442 713

Source: Department of Culture and Promotion of the Municipal Office

Every year, particular branches are systematically renovated (e.g. in Bojków, Brzezinka, Ostropa), which results in improvement of working conditions, aesthetics and functionality. New room was also commissioned in ul. Bernardyńska, where new seats of branches no. 8 and 20 are located.

Throughout office term computerization process has been taking place smoothly. The library has 125 computers (including 122 with Internet access). 52 working stations are available to users (including 49 stations with Internet connection) and 4 OPAC catalogue terminals. Visitors can use free Internet access (since June 2010) and hot spots. MBP has also joined the programme of "Orange Academy For Libraries", the aim of which is support of development of IT society. Joining the programme shall help libraries increase access to new technologies. The subsidy will pay the Library's costs of Internet use and costs of use of legal information system LEX. It will finance educational activity and purchase of specialist literature and magazines. In Central Library a computer room with 5 computers has been commissioned so as to assist completion of "Computer without age barriers" project. During classes students learn the basics of working with computers, the use of Internet and e-mail.

#### **14.2.4. MTK Municipal Gallery**

MTK Municipal Gallery started its activity on February 21, 2009. It is located on the 1<sup>st</sup> floor of a building in the Market Square at no. 4-5, in the rooms of former EMPIK reading room. Almost PLN 0.5 m was spent on adaptation of rooms for gallery needs. The works included i.a. replacement of doors and electrical installations, assembly of suspended ceiling, renovation of walls, laying down carpet of higher strength, modernization of kitchen annex, cloakroom and two toilets, as well as installation of air conditioning. As a result a concert and exhibition room was set up, which can seat ca. 150 persons.

The Gallery has so far organized such exhibitions as i.a.: "Creative Calendar", "Where with this art!", "The day of Pi number", "Between fire and water. Ewa Rosiek-Buszko", „Made In Poland". Gallery also hosts a number of interesting cultural events, such as concerts, meetings, competitions, jewellery workshops and form from bronze or photographic workshops. The most interesting cyclical event is ART-NOC held in May.

## 15. SPORT AND RECREATION

### 15.1. Financing sport and recreation activities

Residents of Gliwice have access to a wide range of sport and recreation activities. Year by year, the total amount of municipal funds allocated to this segment keeps increasing, just like the number of events financed and co-financed from the city budget. In the first half of 2010, the city financed (or subsidized) approximately 44% more sports and recreational events than in the entire 2006. This may indicate a growing interest of residents in participating in such events.

Table 120. The structure of expenditure on sport and recreation activities between 2006 and 30.06.2010 [PLN]

Gliwice	2006	2007	2008	2009	30.06.2010
Total	5,314,084.00	5,463,271.00	5,630,516.14	6,256,703.71	8,288,791.94
Per person registered for permanent residence	27.18	29.25	30.41	34.14	45.54
Financial resources for municipal institutions and sports/recreational facilities (TUR)	3,846,987	3,955,073	4,139,300.00	4,615,849.71	6,111,608.08
Financial resources for other entities carrying out sports and recreational activities transferred in the form of subsidies	1,381,124	1,455,000	1,432,600.00	1,462,292.00	1,757,000.00
The number of sports and recreational events financed and co-financed from the city budget	98	102	99	106	142
The total amount of funds spent on events	85,973	61,442	58,616.14	79,746.00	96,639.46
The average amount of subsidy per one event	14,093.10	14,190	14,470.70	19,936.50	5,368.86
The number of sports and recreational events under the patronage of the City Mayor or the Chairman of the Municipal Council	64	44	39	24	30

Source: Department of Culture and City Promotion of the Municipal Office

### 15.2. Characteristics of sports and recreational facilities

In the last four years, the number of sports and recreational facilities in our city has increased significantly, and the existing ones are modernized on a regular basis. Residents of Gliwice currently have access to 44 sports and recreational facilities. The city's activity in this field keeps expanding, as evidenced by the growing number of clubs and sports sections. The city's cycling infrastructure is also systematically expanding. Local residents now have access to almost 30% more cycling paths than four years ago. The number of indoor swimming pools in the city is increasing – a new Olympic-size pool was opened in 2010. A total of four public swimming pools operate at the moment in Gliwice. The construction of

another indoor pool has already been launched in the Sośnica district. Preparations for constructing two major sports facilities – the municipal football stadium in ul.Okrzei and the sports and entertainment hall PODIUM – are also underway.

The number of regular sports and recreational events organized in the city has recently increased after bringing to life such events as the Amateur Dressage Competition, the Gliwice Amateur Tennis Championship for men and women „AMATOR RADAN TUR GLIWICE”, or the Youth Shooting Competition organized to celebrate the May 3 Constitution Day. Nationwide swimming competitions have also showed up in the calendar of sports events recently, after the Olympic-size swimming pool was opened in the city.

Table 121. Sports and recreational infrastructure in Gliwice between 2006 and 30.06.2010 r. - a general breakdown

	Sports and recreational facilities	Clubs	Sports sections	Cycling paths [km]	Regular sports and recreational events
<b>2006</b>	40	70	37	61.67	60
<b>2007</b>	40	70	37	61.67	60
<b>2008</b>	42	80	47	81.12	60
<b>2009</b>	42	81	50	83.64	69
<b>30.06.2010</b>	44	83	50	83.64	69

Source: Department of Culture and City Promotion of the Municipal Office

Table 122. Sports and recreational facilities in Gliwice – as of 30.06.2010

L.P.	FACILITY	ADDRESS / OPERATOR
1.	indoor swimming pool „Mewa”	ul. Mewy 36 /TUR/
2.	indoor swimming pool	ul. Jasna 31 /GAT/
3.	indoor swimming pool	ul. M. Strzody 4 /Primary School no. 28/
4.	indoor swimming pool	ul. Wrzosowa 14 /Primary School no. 32/
5.	indoor swimming pool and sports/entertainment hall „Delfin”	ul. Warszawska 35 /TUR/
6.	swimming pool complex "Leśne"	ul. Toszecka 137 /TUR/
7.	Recreation Centre „TUR” Czechowice	ul. Ziemięcicka 62 /TUR/
8.	Municipal Palm House	ul. Fredry 6 /MZUK/
9.	football stadium Gliwice-Ostropa	ul. Lekarska 5 /TUR/
10.	GKS "PIAST" stadium	ul. Okrzei
11.	GKS "PIAST" stadium	ul. Robotnicza
12.	GZKS "SOŚNICA" stadium	ul. Dzionkarzy 54
13.	football stadium Gliwice-Łabędy	ul. Fiołkowa 26 /TUR/
14.	grass pitch	ul. Radomska /TUR/
15.	KKS "KOLEJARZ" pitch	ul. Sportowa
16.	GKS PIAST pitch	ul. Sokota
17.	grass pitch	ul. Niezapominajki/TUR/
18.	sports field	ul. Sowińskiego/in the military complex/
19.	mini-football pitch by the GKS "PIAST" stadium	ul. Okrzei
20.	beach volleyball and street basketball playing fields	ul. Akademicka 26 /Sports Centre of the Silesian University of Technology/
21.	multi-purpose sports fields „Piaskowa Dolina”	ul. Piaskowa /TUR/
22.	football pitch „Orlik 2012”	ul. Jasna /TUR/
23.	sports hall	ul. Jasna 31 /GAT/
24.	sports hall	ul. Akademicka 26 /Sports Centre of the Silesian University of Technology /

25.	sports hall	ul. Kaszubska 28 / Sports Centre of the Silesian University of Technology /
26.	sports hall	ul. Orłąt Śląskich 25 / Comprehensive Secondary School Complex no. 4 /
27.	sports and entertainment „Sośnica”	ul. Sikorskiego 132 /TUR/
28.	sports hall	ul. Zabrska 41 /Railway School Complex/
29.	sports hall	ul. Kozielska 39 /Primary School no. 1/
30.	sports hall	ul. Okrzei 20 /GCE/
31.	Airport of the Gliwice Aeroclub	Gliwice Airport
32.	tennis courts	ul. Kosynierów 6 /TUR/
33.	tennis courts	ul. Akademicka 26 / Sports Centre of the Silesian University of Technology /
34.	tennis courts	ul. Zakątek Leśny 6 /"KAMI" tennis club/
35.	tennis courts	ul. Sikorskiego 132. /"PARK" tennis club/
36.	tennis hall	ul. Akademicka 31 /private property/
37.	tennis courts (indoor and outdoor)	ul. W. Pola /GZUT/
38.	tennis courts	ul. Knurowska 2a
39.	ice rink „TAFLA”	ul. Akademicka 26 / Sports Centre of the Silesian University of Technology /
40.	beach football field	ul. Płocka 16 / Comprehensive Secondary School Complex no. 12 /
41.	grass pitch	ul. Orkana /TUR/
42.	sports hall	Ul. Sikornik 34 / Comprehensive Secondary School Complex no. 5 /
43.	indoor swimming pool „Olimpijczyk”	Ul. Oriona /TUR/
44.	mobile ice rink	ul. Oriona, part of the swimming pool complex "Leśne" /TUR/

Source: Department of Culture and City Promotion of the Municipal Office

### 15.2.1. Sports sections in Gliwice

aikido	kickboxing	parachuting
badminton	karate	motorsports
beach football	karate kyokushin	shooting sports
boxing	cycling	chess
duplicate bridge	mountain biking	fencing
capoeira	basketball	gliding
curling	athletics	tækwondo
bike trial	aircraft modelling	table tennis
American football	alpine skiing	tennis
women's futsal	general-development	trial
men's futsal	orienteering	triathlon
field hockey	football	power lifting
aikido	handball	floor ball
horse riding	volleyball	windsurfing
judo	swimming	climbing
ju-jitsu	aeroplane	sailing
canoeing	snowboard	

Source: Department of Culture and City Promotion of the Municipal Office

## 15.2.2. Cycling paths

There are 28 cycling paths in Gliwice with a total length of 83.64 km. These include bike paths established as a result of adapting existing roads to cyclists' needs, as well as newly-built routes. The table and map below present the layout of cycling paths in the city.

Table 123. Locations of existing cycling paths as of 30.06.2010

Course of the route	Length of the route
Gliwice-Żerniki/Zabrze-Maciejów border – up to the viaduct over DK-4 within ul.Tarnogórska street.	5.33 km
ul.Tarnogórska (ul.Graniczna and ul.Olszewskiego) – up to ul.Toszecka/ul.Gajowa intersection.	4.22 km
Pl. Piłsudskiego – ul.Śliwki/ul.Kasztanowa intersection.	1.30 km
Ul.Toszecka/ul.Gajowa intersection – junction with ul. Perseusza.	1.34 km
Pl. Piłsudskiego – Wybrzeże Wojska Polskiego/ul.Orlickiego.	0.85 km
Along ul.Portowa starting from ul.Jana Śliwki.	2.00 km
Ul.Jana Śliwki/ul.Kasztanowa intersection – up to ul.Oriona/ul.Perseusza intersection.	3.00 km
Ul.Oriona/ul.Perseusza intersection – ul.Zygmuntowska – ul.Piaskowa/ul.Toszecka intersection.	2.40 km
Ul.Piaskowa/ul.Toszecka – swimming pool complex Czechowice.	2.35 km
ul.Nowy Świat/Al.Sikornik intersection – up to the border with the municipality of Pilchowice.	4.30 km
Ul.Staromiejska/ul.Wyczółkowskiego – ul.Kozielska.	3.32 km
Pl.Piłsudskiego – Gliwice-Sośnica/Zabrze border.	7.90 km
Viaduct over DK-4 within the ul.Tarnogórska street – viaduct with the ul.Nad Torami street.	2.92 km
Ul.Elsnera/ul.Żernicka – ul.Gliwicka (in Szalsza).	0.98 km
Rondo Pionierów (roundabout) – ul.Toszecka/ul.Pionierów intersection.	0.53 km
ul. Nowy Świat/Al. Sikornik intersection – ul.Orlickiego/ul.Wyspiańskiego intersection.	2.37 km
Ul.Jesienna/ul.Wiślana intersection – bus roundabout ul.Jesienna.	0.48 km
Ul.Kozielska/ul.Gaudiego intersection – ul.Gutenbergga/ul.Nobla intersection.	2.31 km
Ul.Żurawia/ul.Czapli intersection – ul.Żurawia/ul.Rybnicka intersection.	0.28 km
Ul.Lotników/ul.Toruńska intersection – road along the western edge of the airport – road along the southern edge of the airport.	2.51 km
Route no. 15 (PTTK): pl. Mickiewicza - pl. Grunwaldzki - ul. Sowińskiego - Ostropa – border with the municipality of Sośnicowice (the length of 7.45 km was assumed due to the fact that part of the route overlaps with the existing one. The route was established mainly through appropriate road marking).	9 km
Cycling track in Park Szwajcaria. It is designed for sporty cycling known as four-cross (jumps over ground obstacles) – the length of the track is 300 meters, and the length of the approach from ul.Łabędzka to Park Szwajcaria amounts to approximately 150 meters.	0.45 km
Route no. 374 Ostropa Wilcze Gardło; from ul.Nauczycielska/ul.Piekarska/ul.Geodetów intersection, through ul.Daszyńskiego/ul.Geodetów/ul.Lekarska intersection, then ul.Lekarska/ ul.Ekonomistów/ dirt road; then dirt road to ul.Tulipanów/ul.Frezji/ul.Begonii intersection, change of route direction to east-west, and – on the extension of the ul.Niezapominajki street – a south-turn into a forest road up to the border with Smolnica.	4.50 km
Precinct 1: ul.Portowa, ul.Niepaszycka, ul.Staromiejska, ul.Wyczółkowskiego	3.76 km
Precinct 2.1: ul.Nadrzeczna, ul.Gagarina, ul.Kozielska, Os.Gwardii Ludowej, ul.Andersa, ul.Mieszka I, ul.Sowińskiego, the road in the POD POCH region, and ul.Radomska, ul.Sopocka, ul.Kozielska and ul.Zamojska.	8.07 km

Course of the route	Length of the route
Precinct 5.1: from ul.Piaskowa, Os. Kosmonautów, Las Łabędzki to tennis courts on ul. Zakątek Leśny.	2.42 km
Routes no. 937 and 400: Park Kultury i Wypoczynku (Park of Culture and Leisure) on ul.Chorzowska and the area around ul.Dąbrowskiego, ul.Poniatowskiego, ul.Krokusa and ul.Okrzei.	3.00 km
Route no. 376: Ostropa – a dirt road which is the extension of the ul.Kozielska street.	2.20 km
<b>TOTAL</b>	<b>83.64 km</b>

Source: Department of Investments and Maintenance of the Municipal Office

Projects regarding the construction of almost 30 km of cycling paths in various parts of the city are currently being developed. Some 12.4 kilometres of cycling paths in the Żerniki district and the centre of the city are under construction at the moment.

Table 124. Locations of cycling paths currently under construction as of 30.06.2010

Course of the route	Length of the route
<b>Route no. 4:</b> Żerniki, from the border with Zabrze near ul. Stepowa and ul.Elsnera to ul.Elsnera /ul.Żernicka intersection	2.70 km
<b>Route no. 6:</b> Żerniki – centre (ul.Żernicka, ul.Kurpiowska, ul.Tarnogórska, ul.Lubliniecka, ul.Polna, ul.Floriańska, ul.Puszczyka, ul.Kasztanowa, ul.Orfickiego, ul.Młyńska up to Pl. Mickiewicza)	8.00 km
<b>Route no. 15:</b> Pl.Mickiewicza, ul.Młyńska, ul.Powstańców Warszawy, Pl.Piłsudskiego, ul.Berbeckiego, Al. Przyjaźni up to ul.Zwycięstwa	1.70 km
<b>TOTAL</b>	<b>12.40 km</b>

Source: Department of Investments and Maintenance of the Municipal Office

Table 125. Locations of planned cycling paths as of 30.06.2010

Course of the route	Length of the route
<b>Precinct 2.2</b> ul.Kozielska, unpaved roads to the west of os.Waryńskiego.	1.29 km
<b>Precinct 3</b> ul.Południowa, ul.Tokarska, ul.Prawników, ul.Nauczycielska, ul.Ciesielska along with the unpaved part.	7.56 km
<b>Precinct 5.2</b> ul.Zawiszy Czarnego, park avenue along ul.Ostropki, ul.Ciupków, ul.Daszyńskiego up to ul.Południowa	2.81 km
<b>Route no. 370</b> From ul. Bojkowska through ul.Okrężna, ul.Pocztowa, Błonie, ul.Kujawska up to the border with Sośnica	4.0 km
<b>Route no. 29</b> From ul. Biegusa through ul.Bardowskiego, ul.Sawickiej, ul.Toruńska, Airport, ul.Rolników, ul.Parkowa, ul.Snopowa, ul.Rolników up to the border with the municipality of Gieratowice	5.3 km
<b>Route no. 394</b> From ul. Zakątek Leśny through Las Łabędzki up to ul. Toszecka near the junction with the road leading to the complex in Czechowice	1.8 km
<b>Route A</b> From ul.Przyszowskiej/ul.Zygmuntowska intersection through ul.Rzeczycka up to the border of the city of Gliwice	4.0 km

<b>TOTAL</b>	<b>26.76 km</b>
--------------	-----------------

*Source: Department of Investments and Maintenance of the Municipal Office*

Figure 2. The layout of cycling paths in Gliwice



Source: [www.um.gliwice.pl](http://www.um.gliwice.pl)

### 15.2.3. Cyclical sports events

Among numerous cyclical sports and recreational events that are held in Gliwice, every resident of the city should be able to find something of particular interest for him or her. The long list of events includes both the ones aimed at adult residents of our city, and the ones aimed at children.

Table 126. A list and brief description of cyclical sports and recreational events

No.	Name of the event	Lead organizer	Date	Short description
1.	Gliwice "TUR" Run	TUR Gliwice	January-February	Amateur cross-country skiing competition
2.	A Series of Table Tennis Tournaments	TUR Gliwice	January-February	Event open to all residents of the city
3.	„Winter holidays with a table tennis racket”	SKS „Spartakus”	February	A series of table tennis tournaments and games /sports competitions for children and youth spending their winter holidays in the city
4.	Alpine skiing competition – Crystal Lion Cup	Interschool Ski Club	February	Event open to all residents of the city
5.	Gliwice Alpine Skiing Championship	PU „Sport-Partner” Jacek Dobranowski	February/March	Event open to all residents of the city
6.	Gliwice Alpine Skiing Championship for high school youth	PU „Sport-Partner” Jacek Dobranowski	March	Youth competition
7.	Gliwice Alpine Skiing Championship for primary and middle school youth	„Sport-Center” Marek Żurawiecki	March	Youth competition
8.	Women's Basketball Ludwik Wójcik Memorial	Młodzieżowy Dom Kultury (Youth Culture Centre)	March	Voivodship-wide competition
9.	International Fencing Tournament „Muszkieter-Trophy”	SKS „Muszkieter”	March	Fencing tournament for younger juniors, juniors and children
10.	Gliwice Open Badminton Championship for Children	UKS „Kometka”	March, September	Event open to all residents of the city
11.	Gliwice Karate Kyokushin Tournament for children and youth	Gliwicki Klub Karate Kyokushin (Gliwice Karate Kyokushin Club)	April	Youth competition
12.	Youth Bike Rally	Oddział PTTK Ziemi Gliwickiej (regional branch of PTTK)		Event popularizing bicycle tourism
13.	International Fencing Tournament for the "Steel Blade of the Metallurgist" and the "Antoni Franz Memorial"	TUR Gliwice	May	International event for teams and individuals
14.	Amateur Dressage Competition	TUR Gliwice		Open event
15.	Gliwice Amateur Tennis Championship for men and women „AMATOR RADAN TUR GLIWICE”	TUR Gliwice	May	Open event
16.	Upper Silesia Open Swimming Championships – Masters category	TUR Gliwice	May	Voivodship-wide event
17.	Gliwice Martial Arts Festival	Gliwicki Klub Karate Kyokushin (Gliwice Karate Kyokushin Club)	May	Even popularizing martial arts
18.	Gliwice Eco-Rally	„Gliwice” Cycling Group	May	Municipal cycling event for primary and middle schools

19.	Rally Along the Route of Silesian Uprisings	Oddział PTTK Ziemi Gliwickiej (regional branch of PTTK)	May	Event for school youth
20.	Gliwice Orienteering Championships for Primary Schools	UKS „Kometa”	May	Event for primary school youth
21.	Gliwice Orienteering Championships for Middle and High Schools	UKS „Kometa”	May	Event for middle and high school youth
22.	Youth Shooting Competition on the Occasion of the May 3 Constitution Day	Stowarzyszenie Animatorów Wszechstronnego Rozwoju Młodzieży (The Association of Comprehensive Youth Development Animators)	May	Event open to all residents of the city
23.	Spring and Fall Chess Tournament	Polski Związek Emerytów Rencistów i Inwalidów o/Gliwice (regional branch of the Polish Association of Retirees, Pensioners and Disabled)	May-June, September-October	Tournaments for retirees, pensioners and disabled living in Gliwice. The Autumn edition is part of the Senior Day celebrations.
24.	International children judo tournament on the occasion of the Children's Day	AZS Gliwice	May/June	Youth competition
25.	Nationwide chess tournament for children and youth on the occasion of the Children's Day	AZS Gliwice	May/June	Youth competition
26.	Włodzimirz Blecha Football Tournament	KS „Carbo-Gliwice”	May/June	Youth competition
27.	„Summer Campaign”	Oddział PTTK Ziemi Gliwickiej (regional branch of PTTK)	May – September	Excursions for children and youth
28.	Mountain bike competition for the Cup of the Mayor of Gliwice	TUR Gliwice	May, June, September	Open competition
29.	Voivodeship Children Basketball Tournament on the occasion of the Children's Day	AZS organization at the Silesian University of Technology	June	Event open to all residents of the city
30.	International Judo Tournament in the "OPEN" category for the Prize of the Mayor of Gliwice	TUR Gliwice	June	International competition
31.	European Meeting of the Amazons in a Women's Saddle	TUR Gliwice	June	Dressage, jumping and freestyle competitions
32.	„Bike Festival”	Oddział PTTK Ziemi Gliwickiej (regional branch of PTTK)	June	Open bike rally
33.	International football tournament for junior footballers	MUKS „Łabędy”	June	Youth competition
34.	Flying models competition „Black Cup”	Gliwickie Stowarzyszenie Modelarzy Lotniczych (Gliwice Association of Aircraft Modellers)	June	International event
35.	Polish Tennis Championships for men and women „RADAN TUR GLIWICE OPEN”	TUR Gliwice	July	Nationwide event
36.	Girls' Handball Festival	KS „Sośnica”	August	Nationwide tournament
37.	International Gliwice Mayor Cup „ADRENALINA WESTERN GLIWICE CUP”	TUR Gliwice	August	Sports and recreational event

38.	"Holidays with a table tennis racket"	SKS „Spartakus"	August	A series of table tennis tournaments and games /sports competitions for children and youth spending their holidays in the city
39.	Holiday Farewell Cycling Event	Oddział PTTK Ziemi Gliwickiej (regional branch of PTTK)	August	Event open to all residents of the city
40.	Long Distance Swimming Competition for the Yellow Cap of the President of WOPR Gliwice	TUR Gliwice	August	Open event
41.	International Silesian Women's Boxing Championship	TUR Gliwice	September	International competition
42.	Youth Rally at OW „BUK"	Oddział PTTK Ziemi Gliwickiej (regional branch of PTTK)	September	Integration sports event for children and youth
43.	Zenon Sęk Athletics Memorial	GKS „Piast"	September	Youth competition
44.	Cycling Criterion	„Gliwice" Cycling Group	September	Municipal street race
45.	Street basketball tournament	Gliwickie Towarzystwo Koszykówki (Gliwice Basketball Association)	September	Event open to all residents of the city
46.	Nationwide Canoeing Rally "Mała Panew"	Gliwicki Klub Kajakowy „Wiking" (Gliwice Canoeing Club "Wiking")	September	Nationwide tourist event
47.	Gliwice 5-man Football League	Gliwickie Towarzystwo Sympatyków Piłki Nożnej Pięciosobowej „Piątka" (Gliwice Association of Sympathizers of 5-man Football "Piątka")	September - June	A series of autumn/spring games, both indoor and outdoor, mainly involving youth teams
48.	Witold Dobrowolski Football Tournament	GKS „Piast"	September	Nationwide tournament for junior footballers
49.	Silesian Voivodship Orienteering Championships for UKS sports clubs	UKS „Kometą"	September	Event for student sports clubs from the Silesian voivodship
50.	National Float Fishing Competition	TUR Gliwice	October	Nationwide competition
51.	Gliwice Oldboys' Indoor League	Gliwickie Stowarzyszenie Piłki Halowej (Gliwice Indoor Football Association)	October - March	Indoor football league for amateur 5-man teams consisting of players aged 35 or more
52.	Gliwice Indoor Superleague	Gliwickie Stowarzyszenie Piłki Halowej (Gliwice Indoor Football Association)	October - April	Indoor football league for amateur 5-man teams
53.	End of the Cycling Season	Oddział PTTK Ziemi Gliwickiej (Regional branch of PTTK)	October	Event open to all residents of the city
54.	Gliwice Fencing Cup for children and youth	SKS „Muszkieter"	October	Nationwide event
55.	My First Steps with a Map and a Compass	UKS „Kometą"	October - November	Event popularizing orienteering runs among children and youth
56.	Indoor Models Competition for children and youth	Gliwickie Stowarzyszenie Modelarzy	November	Event organized as part of the Independence Day celebrations

		Lotniczych (Gliwice Association of Aircraft Modellers)		
57.	Football tournament on the occasion of the Independence Day	GKS „Piast”	November	Youth competition
58.	Nationwide Fencing Tournament "Christmas with a Sword"	GKS „Allez”	November	Nationwide event
59.	Polish Open Academic Judo Championships for younger juniors	AZS Gliwice	November	Nationwide event
60.	Integration chess tournament	TMS „Roszada”	November /December	Event organized on the occasion of the Independence Day with the participation of persons with disabilities
61.	Nationwide Santa Claus chess tournament for children	AZS Gliwice	November / December	Competition for children and youth aged 13 or less
62.	Let's Beat the TUR Records	TUR Gliwice	December	Youth competition
63.	International Santa Claus judo tournament for children	AZS Gliwice	December	Youth competition
64.	Jerzy Klejnot Indoor Football Junior Tournament	KS „Carbo-Gliwice”	December	Youth competition
65.	Gliwice Winter Tennis Grand Prix	TUR Gliwice	December	Competition for residents
66.	Orienteering Marches and Night Orienteering Marches organized on the occasion of the Miners' Day	Oddział PTTK Ziemi Gliwickiej (regional branch of PTTK)	December	Event open to all residents of the city
67.	Gliwice Beach Volleyball Championships	GTSiK „SiKReT”		Event open to all residents of the city
68.	Polish Juniors Fencing Cup	SKS „Muszkieter”	December	Nationwide event
69.	Amateur Volleyball League	GTSiK „SiKReT”	all year round	Event open to all residents of the city

Source: Department of Culture and City Promotion of the Municipal Office

#### 15.2.4. TUR Gliwice – Sports and Leisure Centre

TUR Gliwice - Sports and Leisure Centre (TUR Gliwice – Centrum Sportu i Wypoczynku) is a budgetary unit of the city of Gliwice. Until June 4, 2009 – i.e. until the change of its statute – it has been operating under the name of the Board of Leisure and Tourist Centres TUR (Zarząd Ośrodków Wypoczynkowo Turystycznych TUR). It carried out a variety of tasks in such fields as sport, recreation and leisure, while also managing sports facilities in the city.

Residents could actively participate in events organized by TUR alone and in cooperation with numerous entities and sports environments. Both local sports and recreational events, as well as large nationwide and international projects, used to be covered by radio, press, television and websites. These activities directly contributed to the promotion of the city in the region, in Poland and also abroad.

The most interesting and important projects carried out in recent years include:

- Polish Tennis Championships
- Main Polish Swimming Championships
- Polish Swimming Grand Prix Cup
- UEFA Futsal CUP
- International Polish Cup ADRENALINA CUP in Rodeo Western competitions
- Poland – USA Boxing Match

- International Silesian Women's Boxing Championships
- International Gliwice Men's Tennis Championships
- Women's Cycling Race on Gliwice Soil, as well as other recreational and amateur competitions in swimming, horse riding, mountain biking, and tennis.

As an administrator of sports facilities, TUR carried out numerous renovations, modernizations and investments. Such actions were taken, for example, in the Sports and Entertainment hall "Sośnica", Recreation Centre "TUR" Czechowice, or at the Swimming Pool Complex "Leśny". In recent years, the integrated Electronic Customer Service System was also implemented at indoor swimming pools, which allows residents to use a Discount Loyalty Card.

On January 21, 2010, one of the biggest sports investments carried out in recent years was opened – "Olimpijczyk" indoor swimming pool which enriched the sports and recreational infrastructure of "Leśny" Swimming Pool Complex. This modern facility, used both by residents and by athletes from all over the country, has a swimming pool basin sized 25x50 meters with a depth of 2 meters, which can be divided into two 25-meter pools. It is equipped with an electronic timing system, adequate sound system, commentary cabin, results board and an LED board capable of displaying images. It also has a grandstand for 700 spectators, so it can be used not only for swimming and water polo training purposes, but it can also host top-level, national sports competitions. Moreover, the facility has adequate technical and sanitary infrastructure, which allowed for organizing the following sports events here:

- Polish Swimming Championships featuring 490 best Polish swimmers,
- Silesian WOPR Water Rescue Championships,
- Polish Seniors' Water Polo Championships, as well as numerous other regional and nationwide events,
- International Water Polo Tournament INTERCUP.

In the nearest future, "Olimpijczyk" will host further regional and supra-regional competitions, including:

- Polish Monofin Cup,
- OPEN Winter Championships of the Silesian District.

In order to continuously improve the quality of services provided by TUR Gliwice, and adapt its offer of free-time activities to the needs and preferences of local residents, the organization not only keeps modernizing and expanding sports and recreational facilities, but also organizes numerous sports and recreational events. A variety of such events are organized at the Recreation Centre "TUR" Czechowice which enjoys great popularity among the residents of the city. These include summer day camps for children, dressage

competitions (also for amateurs), mountain biking competition for the Cup of the City Mayor, or fishing competitions.

Every year, maintenance and investment works are carried out at each facility in order to provide the best possible experience for the residents of Gliwice who use them. The table below presents a full list of facilities managed by TUR Gliwice - Sports and Leisure Centre.

Table 127. The list of facilities managed by "TUR" as of 30.06.2010.

<b>Name of facility</b>	<b>Location</b>	<b>Since when it is managed by TUR Gliwice</b>
1. Outdoor swimming complex „Kąpielisko Leśne”	Gliwice, ul. Toszecka 137	Since 1995
2. Recreation Centre „TUR” Czechowice	Gliwice, ul. Ziemięcicka 62	Since 1995
3. Parking lots	Gliwice -Sośnica, ul. Kujawska	Since 1998
4. Indoor Swimming Pool „Mewa”	Gliwice - Sikornik, ul. Mewy	Since November, 1999
5. Sports and Entertainment Hall „Sośnica”	Gliwice -Sośnica, ul. Sikorskiego 132	Since January, 2000
6. Outdoor Swimming Pool „Neptun”	Gliwice - Sośnica, ul. Dzionkarzy 54	Since April, 2000
7. Indoor Swimming Pool „Delfin” and sports & entertainment hall	Gliwice, ul. Warszawska 36	Since April, 2002
8. „Leśny” – Conference & Leisure Centre	Gliwice, ul. Toszecka 137	Since December, 2003
9. Complex of multifunctional sports fields „Piaskowa Dolina”	Gliwice, ul. Piaskowa	Since January, 2007
10. Football pitch „Orlik 2012”	Gliwice, ul. Jasna	Since December, 2008
11. Tennis courts	Gliwice, ul. Kosynierów	Since September, 2009
12. Car mart	Gliwice, ul. Kujawska and ul. Błonie	Since July, 2009
13. Football stadium Gliwice-Łabędy	Gliwice, ul. Fiołkowa	Since November, 2009
14. Grass pitch	Gliwice, ul. Niezapominajki	Since November, 2009
15. Football stadium Gliwice-Ostropa	Gliwice, ul. Lekarska	Since November, 2009
16. Grass pitch	Gliwice, ul. Orkana	Since November, 2009
17. Indoor swimming pool „Olimpijczyk”	Gliwice, ul. Oriona	Since January, 2010
18. Mobile ice rink	area of the outdoor swimming complex „Kąpielisko Leśne”	Since February, 2010
19. Parking lot on ul. Dubois	Gliwice, ul. Dubois	Since February, 2010
20. Grass pitch	Gliwice, ul. Radomska	Since February, 2010

Source: Department of Culture and City Promotion of the Municipal Office

### **15.2.5. Athletic scholarships and awards & distinctions in the field of sports**

In Gliwice, athletes may apply for two types of support. The first one is athletic scholarship programme. The Resolution of the Municipal Council of Gliwice no. XVIII/598/2008 of September 18, 2008 lays down detailed rules and procedures for granting, suspending and cancelling scholarships for athletes achieving outstanding results in international or national competition. The second type of financial support is the programme of sports awards and distinctions. They are awarded to athletes who have achieved outstanding results in international and national sports competition, and also to sports coaches and activists who contributed to these results (in accordance with the Municipal Council Resolution no. XIX/634/2008 of October 23, 2008).

Dozens of scholarships and more than a hundred awards and distinctions are granted each year (143 in 2007, 117 in 2008, 113 in 2009 and 141 in 2010).



## **16. PUBLIC SECURITY AND ORDER**

### **16.1. Criminality**

The level of crime and public nuisance in Gliwice gradually decreases in the currently analyzed period, in contrast to the previous reporting period which was characterized by significant fluctuations with no clearly defined trend. A steady improvement can be seen until the first half of 2009. Despite a slight increase in the first months of 2010, the total number of crimes in Gliwice was still lower by more than 15% than at the end of the previously analyzed period.

Statistics gathered by the Gliwice Police Headquarter show that throughout the 2006-2010 period the number of offences was decreasing in most of the examined categories. Thanks to the urban monitoring system, as well as increased police and municipal police patrols, the number of thefts declined (with minor variations at the turn of 2007/2008 and in the first and second half of 2009) from 3,340 such offences in 2006 to 2,226 in 2009. The number of robberies in the city ranged from 122 in the first half of 2006 to 85 in the second half of 2009. A significant improvement – compared to the previous reporting period – can be seen in the car theft category. Between 2002 and 2006, the number of this type of crimes did not fall below 800 in each half-year, while from 2006 to 2009 the number of car thefts decreases by as much as 45%. However, the number of burglaries stays high, as shown in the table below.

Compared to the previous four-year report on the state of the city, in the 2006-2009 period the number of economic crimes has increased significantly. While in 2005 the number of such offences amounted to 7 (with a drop to zero in the second half of the year), between 2006 and 2009 it ranged from 23 to 33.

Table 128. Criminality in Gliwice between 2006 and 30.06.2010

GLIWICE	I half of 2006	II half of 2006	I half of 2007	II half of 2007	I half of 2008	II half of 2008	I half of 2009	II half of 2009	I half of 2010
The total number of crimes (per 1,000 residents), including:	3,566 (18.5)	3,311 (17.2)	3,104 (16.3)	2,853 (15.0)	2,915 (15.6)	2,677 (14.3)	2,710 (14.6)	2,954 (15.9)	3,002 (16.4)
- murders	0	1	3	1	2	3	1	4	1
- sexual crimes	11	9	9	12	9	5	4	5	4
- robberies	122	120	111	110	120	98	101	85	95
- thefts	1,724	1,616	1,357	1,181	1,233	1,067	1,054	1,172	1,079
a) including car thefts	196	169	152	114	128	113	86	113	123
b) burglaries	725	601	561	571	591	480	514	652	720
- economic crimes	14	9	13	20	5	25	17	6	6

Source: Analysis of the Rescue Centre in Gliwice developed on the basis of "Daily information of the Gliwice Police Headquarter"

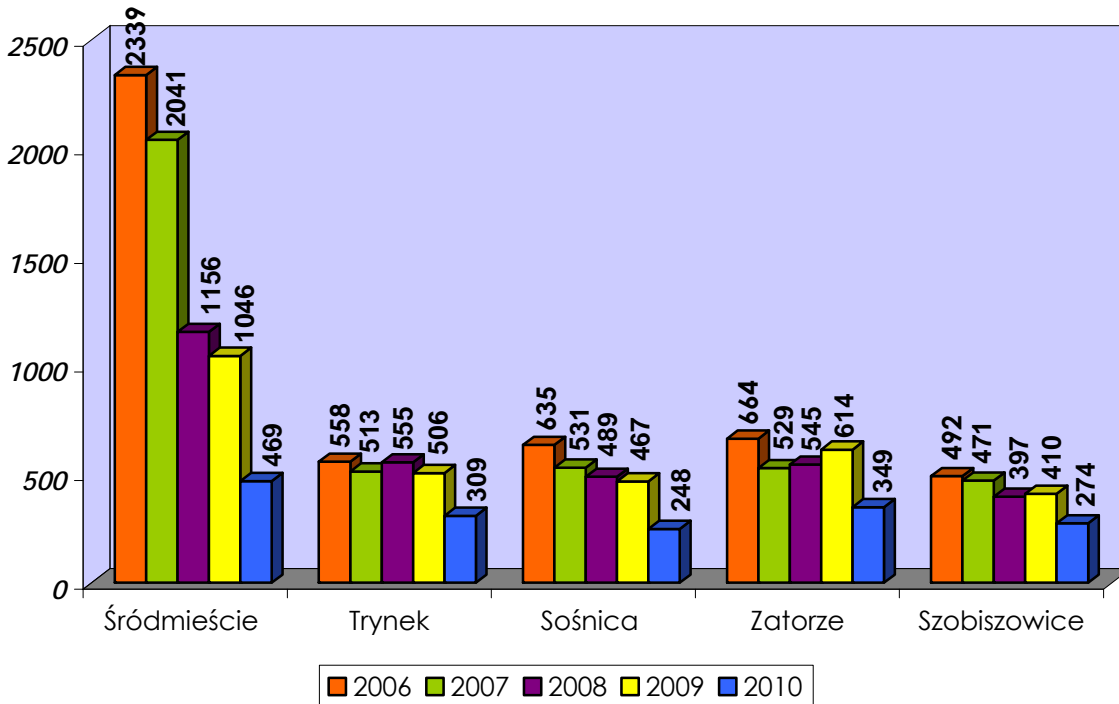
The overall security situation in Gliwice is reflected by the situation in individual districts of the city. Except for Trynek and Zatorze, a slight – yet steady – improvement in the safety of residents can be seen in all the other districts. The most dynamic decrease in the number of offences took place between 2006 and 2009 in the city center (Śródmieście), the area with the highest crime rate.

Table 129. Districts with the highest crime rate between 2006 and 30.06.2010

Year	City's district					
	Śródmieście	Trynek	Sośnica	Zatorze	Os. Politechniki	Szobiszowice
<b>2006</b>	2,339	558	635	664	unknown	492
<b>2007</b>	2,041	513	531	529	unknown	471
<b>2008</b>	1,156	555	489	545	431	397
<b>2009</b>	1,046	506	467	614	447	410
<b>30.06.2010</b>	469	309	248	349	254	274

Source: Daily information of the Gliwice Police Headquarter

**Chart 23. Districts with the highest crime rate between 2006 and 30.06.2010**



Source: Daily information of the Gliwice Police Headquarter

While analysing the security situation in various district it should be taken into account that due to the introduction of the new administrative division of Gliwice at the beginning of 2008, the number and borders of districts/housing complexes of the city were changed compared to the previous year (os. Politechniki, which joined the group of districts with the highest crime rate, can be an example here).

## 16.2. Video surveillance system in Gliwice

The video surveillance system contributes to the improvement of safety situation in the city, especially in its most vulnerable parts. Until 2009, there were 25 cameras operating in Gliwice, transmitting video to observation positions in the Police Headquarter and the Rescue Centre. Due to the poor quality of cable connections and telecommunications failures, after several years of service the old surveillance system was disconnected and removed in January 2009. In its place, a new and modern video surveillance system was established as part of the Municipal Broadband Network. It uses a technology allowing for wireless transmission of data through radio frequencies. At first, four base stations were built that enabled radio signal emission. The antennas were mounted on a 50-meter tower located at the Rescue Centre in Gliwice, on the mast of the local Radio Station, on the clock tower of the former guildhall (ul.Bojkowska), and on the building of the Faculty of Automatic Control, Electronics and Computer Science of the Silesian University of Technology. Individual stations

were connected with microwave transmission lines and optical fibres. Till the end of 2009, the trial version of monitoring was used in the city, and the system began its full and proper operations in January, 2010. The safety of the residents is now guarded by 64 modern cameras, most of them being installed in the city centre (Śródmieście) – on the main streets and on these intersections where accidents happen most often, as well as on the Steelworkers' Cemetery steel and in the Katowice Special Economic Zone/Gliwice Subzone (KSSE/Podstrefa Gliwice). In the next stage, the installation of new cameras is planned in the region of the Gliwice Radio Station, and then also in other districts of the city. The video surveillance system is planned to be expanded by some 50-100 cameras each year. Within the network, the number of transmitted image observation stations has recently been increased. Currently, the view from cameras can also be displayed in several police stations and in the headquarters of the Municipal Police. The recorded data is stored on properly secured computer disks. The entire project is managed by the Silesian Metropolitan Network, a municipal company with headquarters on ul.Bojkowska (at the Education and Business Centre "Nowe Gliwice"). It is where the system's management centre is located.

According to data gathered by the Gliwice Police Headquarter between 2006 and 2008, in the period during which the previous video surveillance system was operating the number of crimes on the monitored areas decreased slightly in such categories as robberies or fights and beatings, which are offences threatening the life and health of residents. In other cases, the number of offences increased or remained at the same level as in the previous reporting period.

Table 130. The number of crimes in regions covered by the video surveillance system

Category of crimes	2006	2007	Dynamics in % 2007 compared to 2006	2008	Dynamics in % 2008 compared to 2007
Murders	0	0	0.0	0	0.0
Rapes	0	0	0.0	0	0.0
Robberies and extortions	16	21	131.3	15	71.4
Fights, beatings	10	16	160.0	15	93.8
Burglaries	14	13	92.9	16	123.1
Including vehicle burglaries:	6	3	50.0	3	100.0
Thefts	49	30	61.2	32	106.7
Including car thefts:	2	0	0.0	4	400.0
Property damage	24	23	95.8	24	104.3
Others	3	4	133.3	6	150.0
<b>TOTAL</b>	<b>116</b>	<b>107</b>	<b>92.2</b>	<b>108</b>	<b>100.9</b>

The lack of monitoring data since January 2009 is due to the dismantling of the old system. After launching the new video surveillance system, Gliwice Police Headquarter hasn't been gathering statistical data in this field.

Source: Gliwice Police Headquarter

In 2009, during the period when the old video surveillance system wasn't operating and works on the installation of the new one were underway, the Gliwice Police Headquarter did not gather statistical data on the number of crimes committed in Gliwice. It started doing it again when the new video surveillance system was launched at the beginning of 2010. However, presenting of a complete picture of the situation regarding the level of security in the areas covered by the modern video surveillance system, and comparing the effectiveness of the previous system and the new one, will only be possible in the next edition of the Report on the state of the city. The functioning of the previous system has already shown, though, just how important this tool is for maintaining public order. This is illustrated by the level of crime detection between 2006 and 2009.

Table 131. Crime detection – rate for Gliwice and Gliwice district between 2006 and 2009

Crime detection – category	2007	2008	2009
Total crime detection	53.50%	53.30%	53.60%
Criminal offences	45.40%	44.10%	44.40%
Robberies and extortions	50.30%	52.70%	54.30%
Thefts with burglaries	28.50%	28.00%	18.70%
Car thefts and thefts with car burglaries	18.8%	23.50%	28.40%
Fights or beatings	72.50%	62.20%	66.70%
Damage to health	84.00%	77.40%	78.00%
Property damage	30.30%	19.80%	20.50%
Economic crime	93.10%	93.80%	95.50%
Drug-related crime	95.20%	93.90%	94.20%

Source: Report of the Gliwice Police Headquarter on the assessment of public safety and order in the Gliwice district

Over the 2007-2009 period, the total number of detected crimes stayed on a similar level. The percentage of detected crimes varies across different crime categories specified by the Gliwice Police Headquarter. Crime detection rates have certainly increased for robberies and extortions, car thefts and thefts with car burglaries, as well as for economic crimes. However, the effectiveness of the police decreased in case of thefts with burglaries. Despite slight fluctuations in individual years, the crime detection rate is very high in case of drug-related crimes, damage to health, as well as fights and beatings.

The gradual increase in the number of cameras in the city (the possibility of using both cable and radio connections in places where traditional methods can't be used), the change in the way observation points operate, digital quality of video transmitted from the cameras, the method and the length of the time data is stored – all these factors are

expected to contribute to a breakthrough in the fight against crime and improving safety of the residents of Gliwice.

### **16.2.1. The „Safe Gliwice” Programme 2006-2009**

Since 2002, ensuring security and public order in the city, which is one of the main duties of the municipality, has been carried out under the "Safe Gliwice" programme. Its execution is based on the cooperation of the local government with various types of services, inspections, fire brigades and social assistance, as well as numerous social organizations brought to life to combat social threats and pathologies. The scope of the program is a continuation of the previous one from the period 2002-2005. The current edition was approved by the Resolution of the city's Municipal Council no. XXXI/951/2009 of December 17, 2009 for the period 2010-2013

Under the program, the following activities have been carried out:

- Improvement of co-operation between the Police, the State Fire Service, the Municipal Police, Ambulance Services, the Rescue Centre and other entities protecting the health and property of the residents, as far as mutual informing and responding are concerned. Also, organizing trainings and workshops on the basics of safe behaviour and self-defence
- Expansion of the city video surveillance system and implementation of the prevention program "How to support your team safely"
- Supervising and inspecting the condition of roads (including access roads and fire roads), monitoring intersection and managing traffic engineering, as well as developing reports "Road Safety"
- Carrying out application exercises – with the participation of representatives of emergency services – on the premises particularly vulnerable to disasters and emergency events. Also, participating in practical tests of evacuation organization that are carried out by administrators or users of such facilities. Promoting the principles of appropriate behaviour in case of various hazards
- Organizing meetings and lectures shaping appropriate rules of conduct in emergency crime situations, posting information on the internet about phone numbers of all services responsible for safety in the city
- organizing prevention events (such as "Reflective first-former," "It's no joke, caution never harms", "Summer starter"), competitions for children and youth, and meetings with principals and teachers of primary schools, middle schools and other educational institutions (for example under the "Blue Patrol" programme). Developing and distributing books and other preventive materials

- Promoting the "Safe Gliwice" programme by organizing competitions in the field of safety regulations knowledge or fire protection regulations knowledge, sports events, bike rallies, etc.

The programme was coordinated by the Independent Department of Civil Defence operating by the Municipal Office of the city.

The structure of budget expenditure on public safety between 2006 and 30.06.2010

Table 132. Spending on public safety

<b>Gliwice</b>	<b>2006</b>	<b>2007</b>	<b>2008</b>	<b>2009</b>	<b>30.06.2010</b>
PUBLIC SAFETY, including:	17,774,490.11	19,795,943.13	23,261,598.08	25,953,486.35	11,305,348.31
Total subsidies for police, including:	793,735.00	987,726.14	740,365.72	825,247.39	224,312.50
investment purchases	391,485.00	375,000.00	216,531.00	121,521.60	0
other financing	402,250.00	612,726.14	523,834.72	703,725.79	224,312.50
District headquarters of the State Fire Service	11,628,655.17	13,062,768.80	15,022,535.09	15,542,057.90	7,578,121.19
Volunteer Fire Brigades	134,401.22	140,134.88	124,254.34	132,424.80	10,122.79
Municipal Police	2,888,010.00	3,262,655.27	3,603,754.77	4,114,412.02	2,110,001.60
Share in total expenditure (%)	2.8%	2.8%	3.1%	3.5%	3.3%
Expenditure on safety per 1 person registered for permanent residence	93.65	105.97	125.62	-	-

Source: Budget and Analysis Department of the Municipal Office

### 16.3. Gliwice Rescue Centre (CRG)

The Rescue Centre (CRG) brought to life by the Resolution of the Municipal Council in Gliwice no. XXXII/728/2001 of October 25, 2001, began its full operations on February 16, 2004. It is an important part of the integrated rescue system. The centre handles all phone notifications about any threats, it uses modern monitoring systems (video surveillance, anti-flood systems) and advanced software which supports handling incoming calls, registering events, disposing emergency services as well as means of alerting and notifying about potential threats. The Centre also has access to various databases. Its technical potential, properly used by rescue services working in a common operating room, significantly improves the organization of rescue operations. The cooperation of the representatives of the Police, Fire Brigade, Ambulance Service, Municipal Police and the Regional Crisis Management Centre (PCZK) in a single operating room enables rapid exchange of information (through voice or ICT communication) and mutual consultation, which allows for developing optimal decisions and joint co-ordination of rescue activities. By calling the Centre's any emergency number, a person who needs help receives comprehensive assistance without having to contact all emergency services separately (e.g. in case of traffic accidents – the police, fire brigade, ambulance). A person on duty who receives the call enters information to specialized software through which the collected data is sent to other services that – in his opinion – should take part in rescue operation. The Rescue Centre receives all calls made to

emergency numbers, i.e. 997, 998, 999, 112 and (032) 231 98 76 (PCZK). To make the contact easier for disabled/deaf-mute persons, the Centre can also receive emergency calls made via SMS messages (separate numbers for mobile phone users), e-mails and phone-fax.

Table 133 Number of phone calls received by the Gliwice Rescue Centre between 2006 and 30.06.2010

Emergency number	TOTAL in 2006		TOTAL in 2007		TOTAL in 2008		TOTAL in 2009		TOTAL I half of 2010	
112 POLICE (mobile)	236,212	374,924	268,726	333,953	285,507	320,135	276,342	304,012	139,526	150,329
997 POLICE	138,712		65,227		34,628		27,670		10,803	
112 FIRE SERVICE (landline)	25,958	62,588	28,213	62,618	23,191	53,220	20,524	44,960	9,093	22,486
998 FIRE SERVICE	36,630		34,405		30,029		24,436		13,393	
999 AMBULANCE	110,037		119,809		115,744		98,446		47,849	
986 MUNICIPAL POLICE	43,675		37,086		34,824		34,696		21,086	
2319876 PCZK	17,939		15,291		15,366		13,589		9,103	
<b>TOTAL</b>	<b>609,163</b>		<b>588,757</b>		<b>539,289</b>		<b>495,703</b>		<b>250,853</b>	

Source: Gliwice Rescue Centre

While analyzing individual years of the current reporting period, one can notice that the number of phone calls received by the CRG was gradually decreasing. On the other hand, according to the CRG's activity report for 2009, the number of interventions initiated by the dispatchers of all services cooperating with the Centre increased from 55,210 in 2008 to 57,191 in 2009, i.e. by 3.6%. This growth was mainly the result of actions taken by the dispatchers of the police and ambulance services.

On October 1, 2005, the emergency planning team was established within the organizational structure of the CRG. The team proceeded to carry out its programme tasks and to develop plans and procedures against potential threats. In the event of a disaster or crisis event, the Regional Crisis Management Team for the City of Gliwice is convened, led by the City Mayor.

An example of such action is the situation of May 2010, when heavy rain and a sharp increase in water levels on Kłodnica caused flooding and inundation of waterside areas and some city streets.

### 16.3.1. Anti-flood action in Gliwice

On May 16, 2010, at 10 p.m., the City Mayor announced a flood alert for the city of Gliwice. The main efforts were directed at strengthening anti-flood embankments, keeping water in the riverbed of Kłodnica, and ensuring free flow of Ostropka and its tributary. Throughout the entire duration of the flood alert, the flood situation was closely monitored in

all parts of the city. This included permanent monitoring of water levels on Kłodnica, receiving calls from residents who needed assistance, and taking appropriate interventions. All the time, the residents of Gliwice were kept informed about the current flood situation in the city.

As part of the assessment of risks in the course of undertaken actions, special patrols of the State Fire Service were established to identify areas where the risk of flooding was highest. Based on this information, a coordinating team established for this purpose was – on an ongoing basis – making decisions regarding actions that needed to be taken. The strategic decisions were taken during the meetings of the Regional Crisis Management Team for the City of Gliwice.

In addition to the 194 units of the State and the Voluntary Fire Brigade from the entire district, hundreds of representatives of various services joined rescue operations during the entire duration of the flood alert. These included the Police, Municipal Police, Rescue Centre, PWiK, PRUiM, ZDM, ZBM I and II, as well as other services operating in the city of Gliwice.

During the duration of the flood alert (from May 16 to May 25, 2010), services cooperating with the Gliwice Rescue Centre made a total of 313 interventions associated with securing threatened areas and dealing with the effects of floodings. These tasks included mainly: pumping water out of flooded buildings and facilities, securing facilities with sandbags, strengthening the banks of watercourses with sandbags, building embankments that would raise the riverbanks of Kłodnica, clearing watercourses and culverts, as well as removing fallen trees.

According to the assessment of the Municipal Water and Sewerage Company, floodings in certain areas of the city were caused mainly by the fact that waters of the Kłodnica river left its riverbed, while another important factor was the backflow of waters from the storm water drainage system (the so-called “backwater” phenomenon). In order to prevent this from happening in the future on such a large scale, there is a need of more frequent control of the storm water drainage system – as it was clogged in some parts of the city in May this year. Anti-flood embankments on the Bytomka river also need to be strengthened, and ditches along roads and streets in the city have to be monitored systematically. Deepening and cleaning of the riverbed of Kłodnica in order to increase its capacity is also being considered.

### **16.3.2. Other activities of the CRG in the analyzed period**

The Gliwice Rescue Centre also participated in the implementation of investment tasks (other than those listed above) associated with further modernization of various elements of the city's safety system.

In 2009, a 50-meter telecommunications tower was built on the area managed by the CRG. The investment allowed for ensuring effective communication for the Integrated

Rescue System in the city and in the Gliwice district, launching HotSpots (wireless internet access points), as well as launching traffic signalling control system in the city.

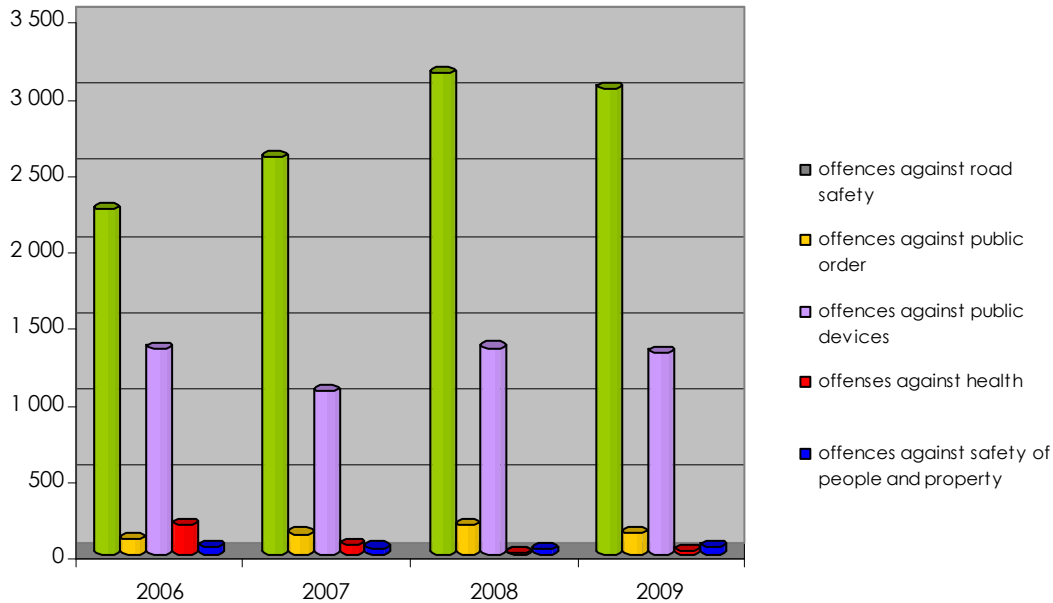
In the same year, the Early Warning System and the Detection and Alert System underwent modernization. Parts of the old infrastructure were removed and replaced with 31 modern devices that can inform effectively about potential risks threatening the residents of the city. Currently, the signals can be emitted in the form of acoustic sounds or as voice messages.

#### **16.4. Activities of the Municipal Police in the field of public order maintenance**

Under the "Safe Gliwice" programme, between 2006 and 2009 the Municipal Police in Gliwice executed activities related to the prevention and reduction of the most troublesome crimes and offences. It carried out various prevention and information campaigns, such as: Police Community Support Officer at Every District, Safe Housing Estate, Safe Marketplace, Safe Cyclist, or Safe Swimming Pool. The Municipal Police also focused on raising the level of safety during mass events, and improving the safety of road users through monitoring critical areas of the city to make sure that vehicles are parked correctly. The Municipal Police also frequently got involved in prevention and education efforts by maintaining contact with the local communities, the city's councillors, and councillors of particular districts, while also conducting lectures and training s for school children.

The exact scope of work of the Municipal Police between 2006 and 2009 is illustrated by the following tables and charts.

**Chart 24. Violations resulting in penalty notices**



Source: Independent Civil Defence Department based on the report of the Municipal Police

The highest number of violations resulting in penalty notices was recorded in the group of offences against road safety (on average, there were 230 fines a month in this category over the analyzed period). Between 2006 and 2008, a significant increase in the number of issued penalty notices can be seen. In 2009, this number slightly decreased, but between January 1 and June 20, 2010, the Municipal Police already issued 1,849 penalty notices, which is only 400 less than in the entire 2006. The second most popular category are offences against public devices (an average 105 fines per month). The number of offences of this kind varies strongly across particular years, with the lowest number of penalty notices issued in 2007 (on average 88 per month) and the highest in 2006 and 2008 (112 per month, on average). Another important group, although much smaller than the ones mentioned earlier, are offences against public order and health and safety of persons and property. Offences against public order were most frequent in this group (an average of 11 penalty notices per month between 2006 and 2009), while offenses against health were second-most-common (6 fines per month, on average). In the category of the safety of people and property, the Municipal Police issued 3 fine notices per month (on average) over the analyzed period.

Municipal policemen also have the right to carry out inspections and take different types of interventions. The number of interventions, inspections and other activities of such kind was gradually increasing over the analyzed period. The highest number of such actions was taken in 2009 when it amounted to 21,069 (compared to 17,184 in 2006). A large part of them were cases of improper vehicle parking and consumption of alcohol in prohibited places.

The most common causes of intervention are presented in the table below.

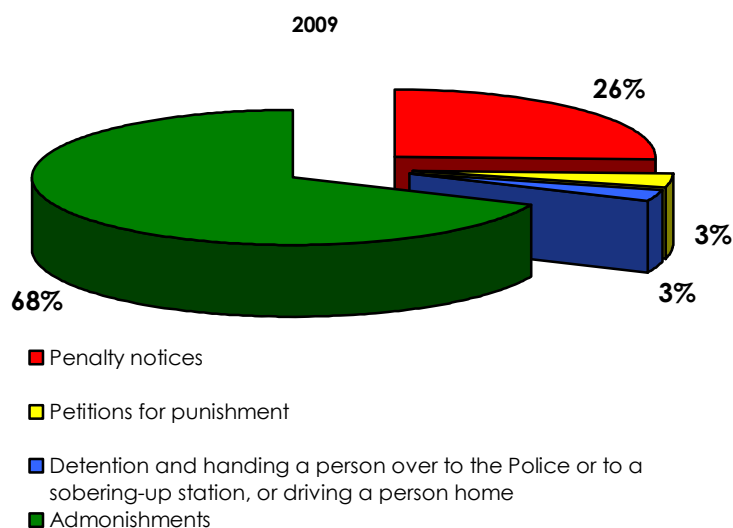
Table 134. Types and numbers of interventions taken by the Municipal Police between 2006 and 30.06.2010

INTERVENTIONS :	2006	2007	2008	2009	30.06.2010
Improper parking of vehicles	6,926	8,190	8,809	9,452	5,202
Placarding in unauthorized locations	720	794	1,111	499	114
Leaving dog unattended	1,803	1,347	1,402	1,364	544
Drinking alcohol in prohibited places	6,560	6,114	6,600	6,330	2,789
Leaves lying on the pavement (also snow removal)	682	378	*75	344	1,319
Disposal of debris and small rubbish	444	1,251	2,297	3,066	822
Burning rubbish and deadwood	49	57	93	14	10

\*snow removal only

Source: Independent Civil Defence Department

Chart 25. The structure of interventions of the Municipal Police (monthly average)



Source: Municipal Police in Gliwice

Table 135. The structure of interventions of the Municipal Police (monthly average) between 2007 and 30.06.2010

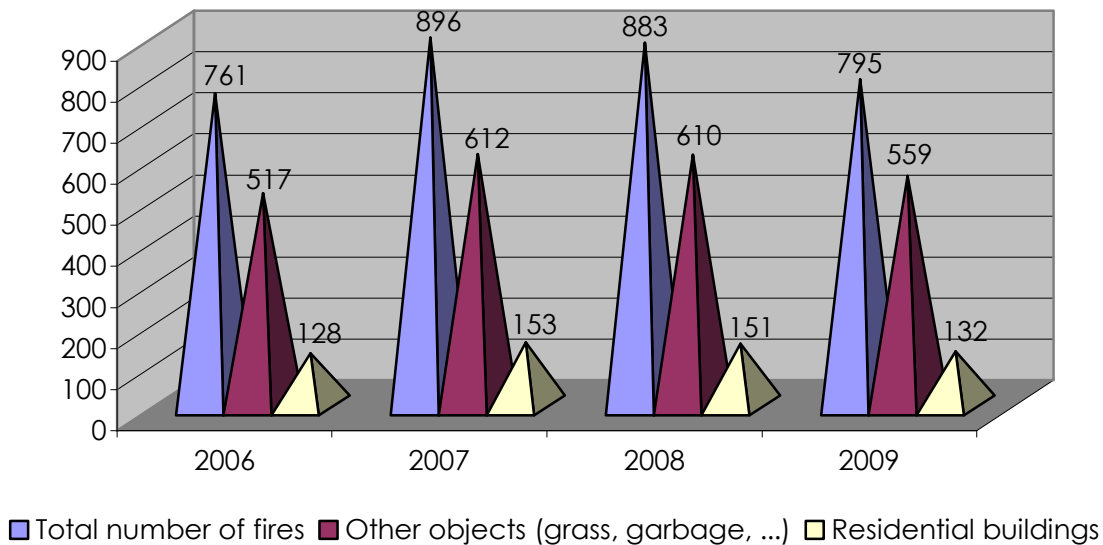
	2007	2008	2009	30.06.2010
Penalty notices	5,078	6,321	6,630	3,386
Petitions for punishment	663	1,167	870	287
Detention and handing a person over to the Police or to a sobering-up station, or driving a person home	651	636	717	305
Admonishments	19,387	18,301	17,657	8,726

Source: Independent Civil Defence Department

## 16.5. Fire hazards

Fire statistics for the analyzed period, gathered by the Municipal Station of the State Fire Service, indicate slight variations in the total number of fires with a decrease in 2009 in comparison with 2007 and 2008. A significant improvement can be seen, though, when taking into account different categories of facilities at risk of fire. For example, although the number of fire hazards in residential buildings varied over the years 2006-2009, in 2009 it was lowest in the entire four-year period. An improvement can also be seen in other categories, with the exception of fire hazards in vehicles. Taking into account the number of vehicles travelling through the city, the possibility of a fire resulting from faulty wiring or fuel leakage during an accident makes this category of events a significant part of all the analyzed fire risks. Burning of grass, fallen leaves and garbage still remains a big problem. The smoke that arises as a result of such activities is particularly dangerous for drivers as it limits the visibility on the road. Although the number of fires caused this way decreased slightly at the turn of 2008/2009, but it still doesn't fall below 500 cases per year.

**Chart 26. The number of fires between 2006 and 2009**



Source: Report of the Municipal Station of the State Fire Service

Table 136. The number of fires and local fire hazards

	2006	2007	2008	2009	30.06.2010
<b>Total number of fires</b>	761	896	883	795	380
<b>including in particular facilities</b>					
Public facilities	18	20	22	17	6
Residential buildings	128	153	151	132	66
Production facilities	15	11	21	6	3
Warehouses	4	7	7	9	3
Means of transport	51	42	49	47	27
Forests	3	7	4	4	2
Crops and agriculture	25	44	19	21	5
Other objects (grass, garbage, ...)	517	612	610	559	268
<b>Total number of local threats</b>	1,037	968	1,015	746	589
<b>including in particular facilities</b>					
Public facilities	142	74	75	70	70
Residential buildings	425	391	444	302	321
Production facilities	19	6	13	7	5
Warehouses	12	6	4	3	4
Means of transport	144	150	89	131	62
Other objects	289	336	383	233	127
<b>False alarms</b>	130	120	113	89	43
<b>The total number of Fire Brigade interventions</b>	<b>1,928</b>	<b>1,984</b>	<b>2,011</b>	<b>1,630</b>	<b>1,012</b>

Source: Municipal Station of the State Fire Service

According to data provided by the Municipal Station of the State Fire Service, the number of fires is slightly – yet steadily – decreasing. Between 2007 and 2009, the total amount decreased by 11%. The number of fires at residential buildings declined by 14%, while the number of fires at other objects, such as rubbish dumps, dropped by 7%.

## 17. ECONOMY

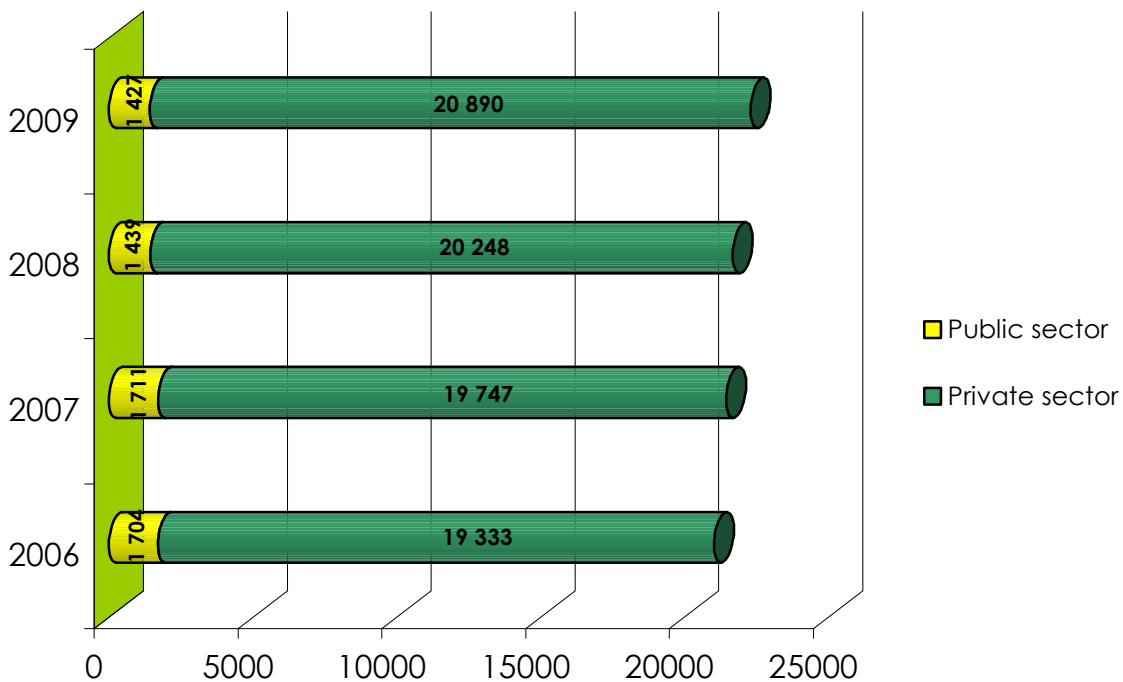
### 17.1. Structure of enterprises

Over the 2006-2009 period, a gradual expansion of the private sector could be seen (7% since 2006), with a downward trend in the public sector which shrank particularly significantly in 2008 (approximately 15%). In 2009, there were a total of 22,317 business entities registered in Gliwice, including 20,890 in the private sector and 1,427 in the public sector.

The private sector includes commercial companies (in 2009 there were 2,729 of them, including 437 commercial companies with foreign capital), companies run by individuals (14,714), cooperatives (41), as well as foundations, associations, social organizations (443) and other legal persons.

In the public sector, there are 234 state and local government companies. The city of Gliwice holds stakes in 19 commercial law companies.

**Chart 27. Number of enterprises in Gliwice between 2006 and 2009 – breakdown by the ownership structure**



Source: Central Statistical Office

The development of entrepreneurship in Gliwice can be studied by analyzing the resident's entrepreneurship rate and the percentage of newly established private firms in the total number of companies operating in the city.

The entrepreneurship rate in Gliwice, calculated as the number of private enterprises per 1,000 persons of working age, amounted in 2009 to 160 and was higher than in the Silesian voivodship (137) and in the entire Poland (147).

The economic activity of local residents is reflected in the ratio of newly-established private companies to all companies operating in the city. In 2009, this ratio amounted in Gliwice to 9.03%, a result similar result to what is observed in the Silesian voivodship and in the entire country (9.5% and 9.57%, respectively).

## 17.2. The breakdown of companies by legal and organizational form

Due to the ongoing privatization process in the analyzed period (2006-2009), there is a noticeable decrease in the number of state-owned enterprises from 12 in 2006 to 6 in 2009. Compared with the end of the previous reporting period (13 companies in 2005), the number of such companies has decreased by more than 50%.

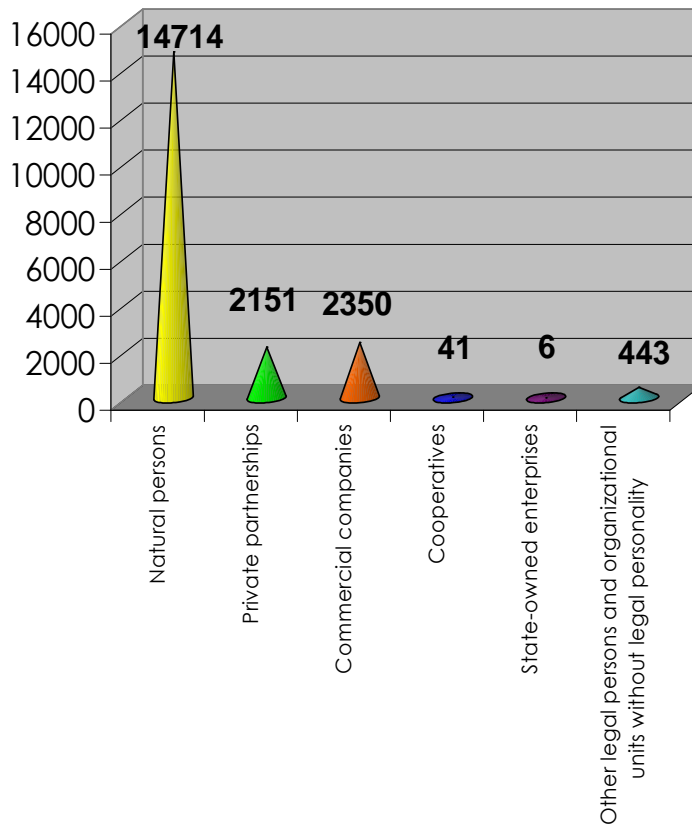
The private sector has expanded mainly due to the increased number of commercial companies (15%), and foundations, associations and social organizations (11%), and also – to a smaller extent – due to the increased number of self-employed persons (5%).

Table 137. The breakdown of companies by legal and organizational form between 2006 and 2009

	2006	2007	2008	2009
State-owned enterprises	12	10	6	6
Cooperatives	47	46	44	41
Commercial companies	1,990	2,129	2,202	2,350
Commercial companies with foreign capital	364	404	426	437
Private partnerships	2,144	2,182	2,186	2,151
Other legal persons and organizational units without legal personality	424	400	415	443
Natural persons	13,957	14,134	14,265	14,714
The total number of national economy entities registered in the REGON register	21,037	21,458	21,687	22,317

Source: [www.stat.gov.pl](http://www.stat.gov.pl)

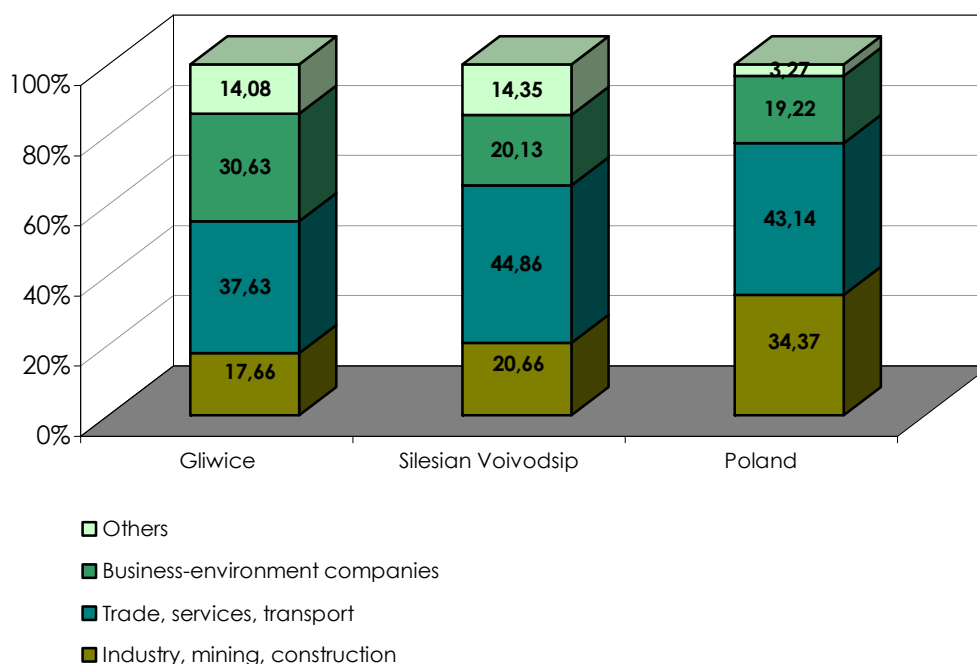
**Chart 28. The breakdown of national economy entities by legal and organizational form in 2009, according to National Official Business Register (REGON)**



Source: GUS, Counties in Poland

### 17.3. The breakdown of companies by type of activity

Taking into account types of activities carried out by business entities, the current situation in Gliwice is similar to what was observed in the previously analyzed period (2002-2006). The market is dominated by service companies, transport firms, and enterprises dealing with trade. The percentage of business-environment companies (finance, insurance, consulting or brokerage) is also high. The increase in demand for various types of consulting firms, which results from recent major changes in external conditions (Poland's accession to the EU), met with an immediate response on our market.

**Chart 29. Breakdown of types of companies by sectors in 2008**

Source: data from GUS.

## 17.4. Small, medium and large-sized enterprises

The size of a company is determined on the basis of:

- the number of employees;
- net income;
- total assets.

The largest group, accounting for more than 96% of all companies, are enterprises employing up to 50 employees. For example, in 2009 there were 3,865 such firms in Gliwice, compared to 136 companies employing between 50 and 250 workers, and 13 companies with more than 250 employees.

Taking into account the net income, in the same year there were 16,053 companies with less than €7 million, 7 companies with €7-40 million, and one company with more than €40 million.

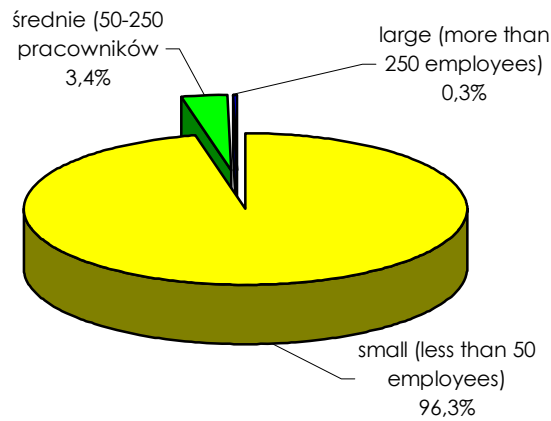
While analyzing data gathered between 2006 and 2009 by the 1st and 2nd Tax Office in Gliwice, one can see an upward trend in the total number of registered companies, and a declining growth in the number of firms that ceased operating (in 2009 there were 986 such firms, which is 28% less than in 2006).

The number of bankruptcy applications submitted to the District Court in Gliwice ranged from 19 in 2007, through 11 in 2008, to 27 in the last year. According to data obtained

from the District Court in Gliwice, 7 bankruptcy application were submitted so far this year (as of June 30, 2010).

The chart below shows the breakdown of companies by the number of employees.

**Chart 30. The breakdown of companies by the number of employees in 2009**



Source: Own study based on data gathered by the 1st and 2nd Tax Office in Gliwice in 2009

Within these analyzed categories, a slight increase in 2009 – compared to the previous reporting period – can be seen only in the number of small-sized companies (a 4% growth compared to 2005, according to data from the Tax Office in Gliwice). The number of large-sized enterprises dropped by 23%, while the number of medium-sized businesses declined by 6%.

## 17.5. Development of the special economic zone

Katowice Special Economic Zone – Gliwice Subzone is a legally-separated area where companies can get public support in the form of tax income reliefs when incurring investment expenditures and creating new jobs. The public aid guaranteed in the special economic zone includes income tax reliefs to the following extent:

- 40% of costs of an investment project, provided that fixed assets associated with investment expenditures are maintained over the next 5 years (5 years in case of small and medium-sized enterprises),
- or 40% of two-year labour costs of newly employed workers in the Katowice Special Economic Zone, provided that the declared number of jobs will be maintained for a period of five years from the date of employment (3 years in case of small and medium-sized enterprises).

In case of small and medium-sized enterprises, the tax relief additionally amounts to 10 percentage points (gross) for medium-sized companies, and 20 percentage points (gross) for small-sized companies.

The Gliwice Subzone is one of four subzones of the Katowice Special Economic Zone established in 1996. The Gliwice Subzone covers five plots within the borders of the Silesian voivodship with a total area of 548ha (including plots within the municipalities of Zabrze, Knurów, Lubliniec and Rudziniec), and three plots in the neighbouring Opolskie voivodship with a total area of 434ha (municipalities of Strzelce Opolskie, Ujazd, Kędzierzyn, Krapkowice, Kietrz, Gogolin). In total, it covers an area of 982ha. For comparison, in 2006 the subzone covered a total area of 392ha, and – apart from Gliwice – it consisted only of Zabrze and Knurów.

The main part of the subzone, with an area of 379ha, is located by the national road no. 88 (E 40). Heading west, it connects the Subzone Gliwice (via the A4 motorway) with Wrocław and the countries of Western Europe. To the east, it connects the subzone with the Upper Silesian Agglomeration, and further also with Kraków and Ukraine.

This area is located on the outskirts of the city, although at the same time it is very well connected with a network of domestic and international routes and the city center. Plots are fully equipped with the new technical infrastructure. All properties are located along the access roads, and are perfectly suited for industrial development. In Gliwice alone, during the 2006-2010 period, as many as 26 companies made investments on the area of the special economic zone. The full list of investors can be found at [www.ksse.com.pl](http://www.ksse.com.pl). So far, the companies operating in the zone created as many as 10,500 new jobs.

More than 301 ha (79.2%) have already been made available to companies. Some 78ha of fully-developed and well-connected plots are still waiting for investors.

## **17.6. Business incubators**

Business incubators are designed to support small and medium entrepreneurship in order to stimulate the development of the local economy and increase the number of jobs in the region. Their offer is also aimed at people who are starting a business or who plan to do so. The institution which manages business incubators in Gliwice is the Local Development Agency (Agencja Rozwoju Regionalnego sp. z o.o.).

The first Business Incubator was established in 1999 on ul. Wincentego Pola 16. Since then, it provided support for 75 companies. The second incubator was established in 2009 as part of the complex Education and Business Centre "Nowe Gliwice". It is an area of entrepreneurial, economic, and educational activity, which hosts the Gliwice School of Entrepreneurship and the College of Foreign Languages. It was established on ul. Bojkowska, on a plot formerly occupied by the coal mine "Gliwice".

Twenty six companies currently operate at the Incubator located on ul. Wincentego Pola 16. Nineteen of them are incubated companies that occupy a total area of 680m<sup>2</sup>, while 7 of them are commercial companies that occupy 905m<sup>2</sup>. The Incubator located in the "Nowe Gliwice" zone administers a total area of 4,577m<sup>2</sup>. Twelve incubated companies and a number of commercial firms currently operate there. Most of these enterprises operate in the fields of information technology, communications and media.

Incubators provide entrepreneurs with office space available on favourable terms, i.e. for rent much lower than standard market prices. They also provide business consulting services for entrepreneurs launching new business and trying to raise additional funds. Business Incubators organize various types of trainings and make conference rooms available for its customers if needed.

## **17.7. Technopark Gliwice**

The Science and Technology Park "Technopark Gliwice" was established in 2004. Its main shareholders are: the city of Gliwice, the Silesian University of Technology in Gliwice, and the Katowice Special Economic Zone.

The strategic objective of "Technopark Gliwice" is to create a modern, compatible with EU standards investment environment that would meet the expectations of the investors and allow them to carry out effective and socially beneficial business activities.

Technopark Gliwice provides training and consulting services for small and medium-sized business, while also dealing with incubation of newly established technological enterprises (about 30 technological companies are currently located there, mainly from the IT industry). The company also deals with technology transfer to SMEs, provides measurement and inspection services, and offers assistance in developing applications for funding from the EU Structural Funds.

In 2006, on the basis of an agreement with the Industrial Development Agency, Technopark received funding for its consulting project "The creation of IT and management structures of the Science and Technology Park" in the amount of PLN 215,512.50. These funds were to be spent on consulting services associated with the operations of the Science and Technology Park in Gliwice.

As part of the project "Support of innovative academic entrepreneurship", the undertaking "INNTECH - Promoting commercialization of technology in the academic environment of the Silesian University of Technology in Gliwice," received a grant from the Ministry of Science and Higher Education in the amount of PLN 26,100.00. These funds were to be spent on actions aimed at promoting the commercialization of technology in the academic environment of the Silesian University of Technology.

In 2008, the project "Construction of technical infrastructure of the Science and Technology Park in Gliwice" was formally completed. A new building was therefore put into operation with usable area of approximately 3,500m<sup>2</sup>, including about 2,000m<sup>2</sup> of office and workshop space that was leased to 19 companies. The remaining 1,500m<sup>2</sup> is the so-called common space that is not intended for rent.

Another major project was the creation of a database of technology companies located in the immediate vicinity of the Park, scientists that could provide advisory services in the pre-incubation process, and technologies developed at the Silesian University of Technology that were ready to be transferred to SMEs, as well as a database of businesses run by the employees of the University.

In 2009, the Science and Technology Park "Technopark Gliwice" began efforts aimed at obtaining a grant for creating micro-enterprises (the projects "Support for persons willing to set up and run their own business" and "Own company as a path to success" received funding).

In the first quarter of 2010, "Technopark Gliwice" launched cooperation with the Kraków Technology Park and the Adam Mickiewicz Science and Technology Park in Poznań in order to carry out a joint project aimed at developing and testing a new innovative service for SMEs. The service, developed as part of the project, will be implemented in southern Poland between 2010 and 2013. The total value of the project amounts to approximately PLN 3-4 billion. The service will involve examining enterprises' ability introduce innovations and new solutions. The submitted application has been evaluated positively, and will be executed starting from January, 2011.

## **17.8. Silesian Metropolitan Network (Śląska Sieć Metropolitalna)**

Śląska Sieć Metropolitalna sp. z o.o. was established in 2008 and deals with the development of the concept and construction plans of a network covering cities and municipalities of the Silesian voivodship. It also provides telecommunication services using wireless links within the frequencies owned by the Municipality of Gliwice. As part of cooperation with universities from Silesia (and not only), the company also deals with analyzing and selecting the best commercialization path for inventions or innovative technologies.

As an infrastructure operator, it is also manages networks built by local governments, and leases/rents facilities allowing for radio transmission of signals emitted by mobile operators, radio stations and companies that provide constant communication with fire monitoring centres.

At the end of 2009, a new video surveillance system for the city of Gliwice was launched, which replaced the old analogue system. Fifty cameras were placed in the critical areas of the city. The image recorded by them is stored on computer drives.

Four points of free wireless internet access – the so-called Hot Spots – were established in the city for Internet user. They are located in the Old Town, near the train station, at the Radio Station, and by the Doncaster square, behind the Municipal Office.

## 17.9. Commercial law companies of which the Municipality is a shareholder

Table 138. The list of municipal companies and other commercial law companies in which the city holds shares, as of 30.06.2010.

No.	Item	City's share in PLN	% share in w capital	Registration date	Type of activity
1	Przedsiębiorstwo Energetyki Ciepłej-Gliwice Sp. z o.o.	40,876,000	100.00	31.01.1996	Production and distribution of heat
2	Przedsiębiorstwo Remontów Ulic i Mostów SA*	21,475,005	100.00	31.03.2000 (sp. z o.o.) 01.07.2008 (SA)	Construction of roads, highways, airports, sports facilities. General construction and civil engineering.
3	Zarząd Budynków Miejskich I Towarzystwo Budownictwa Społecznego Sp. z o.o.	37,005,500	100.00	13.07.1999	Construction of apartments for rent, management of municipal premises and residential condominiums.
4	Zarząd Budynków Miejskich II Towarzystwo Budownictwa Społecznego Sp. z o.o.	30,409,000	100.00	30.07.1999	Construction of apartments for rent, management of municipal premises and residential condominiums.
5	Przedsiębiorstwo Składowania i Utylizacji Odpadów Sp. z o.o.	23,924,000	100.00	19.02.2004	Storage and disposal of municipal waste.
6	Śląska Sieć Metropolitalna Sp. z o.o.	500,000	100.00	03.02.2009	Wired and wireless telecommunications.
7	Śląskie Centrum Logistyki SA	28,456,100	76.03	18.01.1990	Handling, storage and warehousing of goods, freight and logistics services.
8	Przedsiębiorstwo Wodociągów i Kanalizacji Sp. z o.o.	173,381,000	90.79	24.02.1998	Production, purchase, transportation and sale of water, collection and treatment of wastewater.
9	Przedsiębiorstwo Komunikacji Miejskiej Sp. z o.o.	31,520,500	87.04	28.08.1997	Public transport services.

10	Agencja Rozwoju Lokalnego Sp. z o.o.	107,050,125	99.38	14.08.1998	Space rent, advisory on business and management as part of the Business Incubator.
11	Remondis Gliwice Sp. z o.o.	2,613,500	20.00	06.11.1998	Waste disposal, cleaning the city, recycling.
12	Park Naukowo-Technologiczny „TECHNOPARK GLIWICE” Sp. z o.o.	3,000,000	44.09	05.10.2004	Services in the field of transfer of modern technologies, consulting on business and management.
13	Katowicka Specjalna Strefa Ekonomiczna SA	915,000	9.97	13.05.1996	Managing the special economic zone, renting office space, real estate trade, consulting and training services.
14	Walcownia Metali Nieżelaznych Sp. z o.o.	708,800	1.64	17.12.1997	Manufacturing of products from copper and its alloys, rolling services.
15	Szpital Miejski Sp. z o.o.	6,605,200	99.62	21.10.2005	Hospital management, medical services, ambulance rescue services.
16	Tramwaje Śląskie SA**	4,370,000	4.16	05.12.2002	Passenger transport
17	GKS "PIAST" SA	6,255,000	66.68	04.08.2009	Activities of sports clubs
18	Huta Gliwice SA in bankruptcy	5,659	1.23	26.03.1997	None
19	Agencja Rynku Hurtowego Produktów Rolnych "AGRO-RYNEK" SA in liquidation	100,000	15.21	31.01.1997	None

\* In 2008 the company "Przedsiębiorstwa Remontów Ulic i Mostów" transformed from a limited liability company into a joint stock company in order to enter the Stock Exchange

\*\*On 30.12.2008, an agreement was signed with the Communication Municipal Association of the Upper Silesian Industrial Region on the free transfer of shares of the company "Tramwaje Śląskie" SA. The signing of the agreement ended the lengthy process of transferring the shares owned by the Treasury to the local governments. The city obtained shares worth a total of PLN 4,370,000.

Source: Department of Ownership Supervision of the Municipal Office in Gliwice

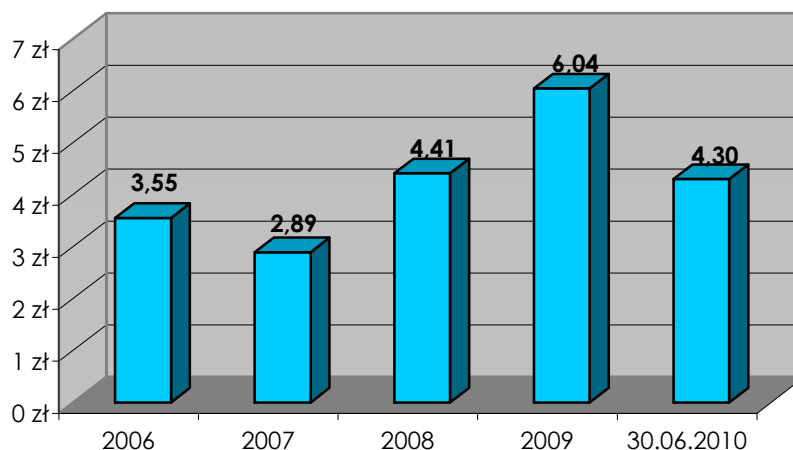
## 18. PUBLIC RELATIONS, PROMOTION OF THE CITY, AND COOPERATION WITH FOREIGN COUNTRIES

### 18.1. Public relations

The city of Gliwice uses a variety of tools enabling external communication. These include, among others, the weekly magazine of the local government "Miejski Serwis Informacyjny – Gliwice", the city's web portal, sponsored articles, radio programs, TV programs, information campaigns, publication of announcements, or public opinion polls.

The chart below presents the annual expenditure on public relations per capita.

**Chart 31. Expenditure on public relations per person registered for permanent residence**



Source: Department of Culture and City Promotion of the Municipal Office

*Table 139. Total expenditures on public relations (including public opinion polls)*

	2006	2007	2008	2009	30.06.2010
Total expenditure (PLN)	673,625	540,286	816,092	1,106,923	763,860

Source: Department of Culture and City Promotion of the Municipal Office

The increase in spending on public relations in 2009 was a result of launching additional promotion campaigns by the city of Gliwice and non-governmental organizations. They were carried out online, on radio and on television.

### **18.1.1. Description of activities**

#### ***Radio and TV broadcasts***

The choice regarding radio stations that would broadcast programmes about the city was based on need for specific topics. The average time of all programmes, as well as radio spots and previews, were determined in detail beforehand. Materials on current events in the city were broadcast by local radio stations (PLUS and CCM), while issues of greater social, economic or cultural importance were covered by Radio Katowice.

Between 2006 and 2009, radio stations broadcasted eight programs about the city per month, on average. Since 2008, apart from radio broadcasts, the Department of Culture and City Promotion of the Municipal Office also orders radio spots and short announcements informing about the events in the city. Many interesting short spots advertising cyclical events held in the city were created this way. Currently, up to 10 broadcasts are aired each month as part of the "Gliwicki Informator" series. Each of them is broadcast twice. In case of short radio announcement, their frequency depends on the type of information. Spots informing about a particular event are aired, on average, 20 times. In case of spots informing about events such as „Wiosna z Fryderykiem” (“Spring with Frederic”), „Ulicznicy” (“Streeters”), „Dni Gliwic” (“Days of Gliwice”), „Rajd 360 stopni” (“360-degrees rally”), or other cultural and sports events, the number of emissions increases to 30.

#### ***Television programmes***

Between 2006 and June 30, 2010, the following programmes were produced and aired by TV stations:

- „Gliwicka Kronika Filmowa” (“Gliwice Newsreel”) – a programme produced by the online television Telewizja Gliwice – 4 episodes in 2008, 48 episodes in 2009, and 26 episodes by June 30 this year.
- „Gliwicka Wiosna z Fryderykiem” (“Gliwice Summer with Frederic”) – a 25-minute cultural programme aired by Telewizja Polska o/Katowice (the regional branch of Poland's public broadcasting corporation TVP) in the form of 2 premieres and 2 replays
- a series of promotional programs in Telewizja Silesia (8 episodes)
- a film about Tadeusz Różewicz aired by TVP2 (once) and TVP Kultura (three times)
- production of the film „Gliwice 2009” – a summary of investments and events in the city
- production of the film about LEW GLIWICKI (“Gliwice Lion”) – once a year
- cooperation on the production of the film DWUGŁOWY SMOK (“Double-head dragon”)

### ***Information campaigns***

Information campaigns are designed to plan the information-promotion strategy of the city. They relate to important local events. Between 2006 and 30.06.2010, numerous such campaigns were carried out. Various events organized by the Department of Culture and City Promotion – such as “Do you know your city?” – were advertised in the weekly magazine of the local government “Miejski Serwis Informacyjny – Gliwice”. As part of information campaigns, materials on economic and social issues showed up in such newspapers as “Puls Biznesu”, “Gospodarka Śląska” (5 articles) or “Rzeczpospolita”. Publications about investments in the city or the ones promoting the city's real estates put up for sale, as well as the Ranking of Representatives of the Local Government were published in the magazine “Euroregiony - Polska”. A number of articles also showed up in “Gazeta Wyborcza” (2 in 2006, 3 in 2007, 6 in 2008, more than a dozen in 2009, and regularly this year until 30.06.2010 – they were promoting cultural and sports events, as well as covering such issues as environmental protection, economy, infrastructure, investments, etc.)

### ***Miejski Serwis Informacyjny - Gliwice***

“Miejski Serwis Informacyjny – Gliwice” has been published since 2001. It is a free weekly magazine of the local government, published every Thursday and informing about activities of the local government, carried out investments, projects implemented by non-governmental organizations, various events taking place in Gliwice, as well as numerous other current issues relevant to residents. Distribution of “Miejski Serwis Informacyjny – Gliwice” is carried out through a fixed network of distribution points (currently around 90) and through the cooperation with the distribution network of the company RUCH (about 80 distribution points). The weekly circulation amounts to 25,000 copies. In addition, the magazine is available in electronic form on the website of the Municipal Office in Gliwice. Since last year, along with some copies of “Miejski Serwis Informacyjny – Gliwice” residents receive additional inserts in the form of leaflets promoting current events and investments in the city. An important task of “Miejski Serwis Informacyjny – Gliwice” is taking part in information campaigns related to various aspects of life. The magazine publishes comprehensive information about elections (in a more detailed form than other newspapers). It also published extensive reports, for example, on public consultation regarding *Drogowa Trasa Średnicowa* (“Diametral Highway”, one of the most important roads of the Upper Silesian Industrial Region), popularized numerous social campaigns (for example ones related to parking places for disabled persons, free medical examinations, electro-waste collection, honorary blood donation, safety issues, etc.) and published some official announcements (for example about the necessity of replacing old identity documents after a change in regulations).

Oświatowy Miejski Serwis Informacyjny „Mały Miś” (Municipal Educational Information Service) is distributed as a free supplement to “Miejski Serwis Informacyjny – Gliwice”. It is aimed at pre-school children, children in their first classes of the primary school, as well as their parents, carers and teachers. It is an informational and educational publication, although there is also room for entertainment there. The supplement is distributed in Gliwice through a network of 80 schools and educational institutions. In addition, it is also available in electronic form on the website of the Municipal Office in Gliwice.

According to a poll carried out in 2010 among the residents of Gliwice in order to learn about their opinion on living in the city and their expectations towards the government, more than a half (50.5%) of the respondents declared they read “Miejski Serwis Informacyjny – Gliwice”. The only newspaper that was read more often was “Nowiny Gliwickie” (68.4% of respondents). In the poll, the residents were asked to evaluate four features of “Miejski Serwis Informacyjny”. They stated that the newspaper:

- is objective (79,5%)
- has an attractive graphic form (72,6%)
- is easily available (95,4%)
- contains proven information (73,1%).

### ***Website***

From January 2005 to June 2010, the website of the Municipal Office operated as the nationwide daily magazine “Miejski Serwis Internetowy – Gliwice” (“Municipal News Website – Gliwice”) and “Biuletyn Informacji Publicznej” (“Public Information Bulletin”). As a nationwide newspaper, it was entered in the register of newspapers and magazines (no. ISSN 1734). From Monday to Friday, the website published current press information in the so-called Information Bulletin of the Municipal Office. The Public Information Bulletin is a virtual part of the website operating in accordance with the Act on Access to Public Information. It publishes content required by the Act (financial statements, information about persons responsible for creating a particular document or uploading it on the website, complete information about changes in registers on the website, etc.).

A completely new website of the city has been online since June 2010. On the home page, there are three main sections: "For residents", "For visitors" and "For entrepreneurs", containing information necessary for each of these groups. The website is currently the main promotional tool of Gliwice. The Public Information Bulletin is available at its previous internet address.

### ***Public opinion poll***

Polls carried out among the residents of Gliwice in order to learn about their opinion on living in the city and their expectations towards the government take place every two

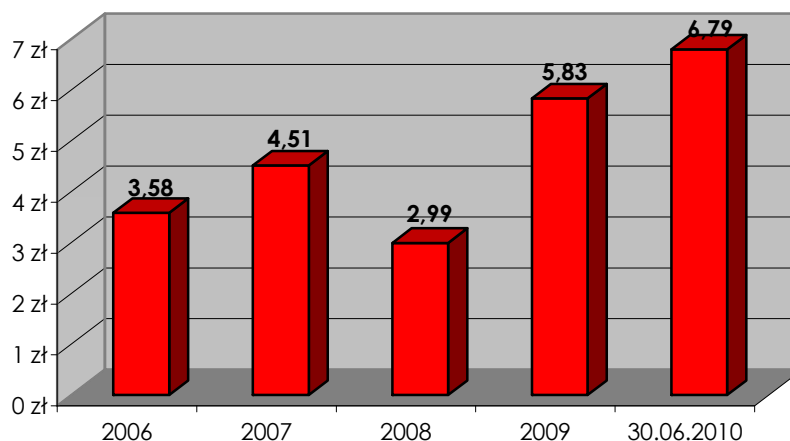
years. The first such survey was carried out in 1998, and the last – in 2010. The polls are conducted on behalf of the Municipal Office by an external company, and involve a representative sample of residents selected using a random-quota method. The summaries of reports on the conducted surveys are published on the website of the Municipal Office.

In March this year, at the request of the local government, another opinion poll was also carried out – “A survey on students' expectations towards the city authorities and employers in Gliwice in connection with their preparations for living and starting professional work in the city and further development of their careers.” The survey, as well as the final report on it, was carried out by the Student Career Office of the Silesian University of Technology in Gliwice.

## 18.2. Promotion of the city

The main objective of promotion efforts is to build the brand of Gliwice as a resident-friendly city which is also interesting in terms of culture, tourism and investment opportunities.

**Chart 32. Expenditure on city promotion per person registered for permanent residence**



Source: Department of Culture and City Promotion of the Municipal Office

Table 140. Total expenditures on city promotion between 2006 and 30.06.2010 [PLN]

Gliwice	2006	2007	2008	2009	30.06.2010
Total	679 ,01	843,181.79	553,427.43	1,067,872.99	1,237,134.82
Including supra-local promotion and co-organization of events	641,130	795,131.91	532,419.19	1,024,726.82*	1,208,181.54**
Including patronages of the City Mayor and the Chairman of the Municipal Council	37,971	48,049.88	21,008.24	43,145.77	28,953.28

\*Organization and participation in a greater number of promotional projects, including the European Economic Congress, the Silesian Economic Forum, organization of New Year's Eve party 2009, a concert of Grzegorz Turnau or the Concert on the Wall.

\*\* Organization and participation in a greater number of promotional projects, including the City Rally 360 Degrees, IGRY, developing the City Promotion Strategy.

Source: Department of Culture and City Promotion of the Municipal Office

Table 141. Support of local initiatives under the patronage of the City Mayor or the Chairman of the Municipal Council [number of events]

Events under the patronage of:	2006	2007	2008	2009	30.06.2010
City Mayor	157	151	112	107	92
Chairman of the Municipal Council	13	8	13	11	8
Total	170	159	125	118	100
Monthly average	<b>14.16</b>	<b>13.25</b>	<b>10.41</b>	<b>9.83</b>	<b>16.67</b>
<b>Including events:</b>					
Cultural	46	84	42	52	33
Sports and recreational	64	47	39	24	30
Others (including conferences, anniversary celebrations, fairs, seminars, thematic meetings)	60	31	44	42	37

Source: Department of Culture and City Promotion of the Municipal Office

### **18.2.1. Description of activities in terms of budget tasks**

#### ***Organization of promotional events***

The organization of this type of events is aimed at promoting the city locally and supra-locally. Many of them attract participants from the entire region, and provide the residents with an opportunity to take part in a variety of cultural and recreational activities. Some of the most popular initiatives include: the Europe Day (organized between 2000 and 2009), the Singing Old Town (organized until 2008), Summer in the Park, the International Guitar Festival, Students' IGRY, Silesian Picnic with Radio ZET (2008), weather forecast with TVN (2007 and 2008), the inaugural concert at the Education and Business Centre "Nowe Gliwice" (2009), a solemn commemoration of the World War II anniversary at the Gliwice Radio Station (2009) or the International Festival of Street Artists "Ulicznicy" (since 2007). Since 2010, the city has also been organizing two major regional events: Festival of the Industrial Monuments Route "Industriada", and City Rally "360 degrees".

#### ***Organization and supervision of city events associated with national holidays***

As part of this task, city celebrations of national holidays – May 3 and November 11 – are held. They are often accompanied by concerts and events for residents, such as the performance of the traditional band "Śląsk" (2008), the concert of Stanisław Soyka (2009), the May Picnic (2008), or the Scientific Picnic (2010).

#### ***Support of tourism development and promotion of tourist attractions of the city***

Gliwice is the founding member of the Silesian Tourist Organization (SOT), which is an organization gathering local governments and representatives of the tourism industry in the region. The main objective of the SOT is broadly defined tourist promotion of Silesia. The city of Gliwice actively participates in the activities carried out by the SOT (fairs, conferences, study tours for Polish and foreign journalists, promotional events). In 2009, the regional celebration of the World Tourism Day was held in Gliwice. Since November 2009, the Cultural and Tourist Information operates in the building of "Scena Bajka – Kino Amok" which is run by the City Museum in Gliwice. This is where visitors and residents can get information about cultural events in the city or tourist attractions in Gliwice. Here, they will also find free leaflets and brochures, local and regional cultural guidebooks, as well as various publication on local monuments and the history of the region.

#### ***Conferences and meetings***

As part of this task, the city organizes – among others – regular meetings of the City Mayor with local scientific, educational and business circles, which allow for mutual

integration and cooperation. The city also participates in various economic and promotional conferences and meetings. These include conferences held as part of the World Technopolis Association, the Silesian Economic Forum (2009), the European Economic Congress (2009 and 2010), a meeting with former President of the EU Parliament Hans Pöttering (2009) or conferences organized jointly with the Gliwice School of Entrepreneurship.

### ***Fair events***

Representatives of the city, together with the Silesian Tourist Organisation and the Marshal Office of the Silesian Voivodship, regularly participate in tourism fairs, promoting the tourist attractions of the region. The biggest such events include: The International Tourism Fair "ITB" in Berlin (since 2002), "Tour Salon" in Poznań (since 2002), "Tourissima" in Lille (2006, 2008 and 2009), or SITV in Colmar. Since 2009, the city of Gliwice actively promotes its investment sites during the investment fair Expo Real in Munich (in cooperation with the Upper Silesian Metropolitan Union).

Until 2007, the local government – together with the Regional Labour Office and the Silesian Foundation for Entrepreneurship Support – organized Gliwice Job Fair, an event whose main aim was to present job offers of local businesses.

### ***Social projects***

In May and June this year, on the initiative of the local government, a pilot local project entitled "TUTOR DLA SENIORA" ("Tutor for a senior") was carried out. Ten senior students of the University of the Third Age in Gliwice and ten young volunteers took part in it. The aim of the project was to prevent digital exclusion of older people (50 +) through organizing a series of trainings and consultations. The training cycle included eight individual meetings with seniors. As a result, senior participants learned the basics of how to use a computer and how to use internet resources. Thanks to common classes held at the headquarters of the Public Library in Gliwice, the elder participants became more active and achieved a higher level of independence and integration. The following bodies and institutions cooperated on this project: the Department of Culture and City Promotion of the Municipal Office, the Public Library in Gliwice, the Association University of the Third Age, the Business Management Club association, and the Centre for Education and Dialogue "Theotokos" in Gliwice. Currently, the city is looking for ways to finance the project for a wider group of elder residents.

### ***Publications on Gliwice***

Publications on Gliwice contribute to the spread of knowledge about the city and the activities of the local government, which is a valuable promotional and informational tool.

Below is a list of some of the publications that were produced and published during the analyzed period:

- 2 representative photo albums: „Moje Gliwice” (2006) and „Gliwickie Inspiracje – prof. Krzysztof Nitsch (2009)”;
- pocket travel guide (2008);
- a set of information cards presenting the 30 most interesting tourist attractions in the city (along with a map) – the cards are still available in all the hotels, numerous tourist facilities in the city, as well as at other locations;
- economic guide-book with available investment offers in Gliwice (2008, 2009 i 2010).

### ***Promotional materials***

As part of this task, various promotional materials are manufactured, which contain elements specific to the city (such as the local Radio Station), graphic symbols of Gliwice (the city's logo or coat of arms), and contact details of the Municipal Office. Promotional materials are distributed during domestic and foreign fairs, as well as during events organized or co-organized by the local government. Promotional materials are also provided to non-governmental organizations so that they can promote the city during supra-local events or hand them out as prizes during competitions organized by such organization.

## **18.3. Cooperation with foreign countries**

The most important activities in the field of international cooperation are contacts with the twin cities and with the international organizations to which the city of Gliwice belongs. Gliwice has partnership agreements with the following cities: Doncaster (England) - since 1979, Valenciennes (France) - since 1989, Nacka (Sweden) - since 1990, Salgótarján (Hungary) - since 1991, Dessau (Germany) - since 1992, Kežmarok (Slovakia) - since 2001, and Bottrop (Germany) – since 2004. Joint projects carried out with these cities usually focus around co-organization of cultural or sports and recreational events, exchange of experience (including economic experiences), international youth exchange, and joint participation in celebrations of holidays and festivities. The local government also plays an important role in contacts between local governments of twin cities and schools or non-governmental organizations that are looking for partner schools.

The table below presents the areas of cooperation with particular twin cities. These fields were listed in the signed partnership cooperation agreements.

Table 142. Areas of joint activities with the twin cities of Gliwice.

Twin city	Areas of joint activities
Bottrop	culture, sports, health and social affairs, tourism, industry and economy
Dessau	Public and local government administration, environmental protection, culture and education, welfare and health care, economic development in the region, tourism, exchange of youth, athletes and artists
Doncaster	cultural and recreational youth exchange, tourism, language learning, exchange of knowledge and experience, trade, scientific cooperation, cultural and artistic exchange
Kežmarok	environmental protection, culture and education, welfare and health care, economic development in the region, tourism, public and local government administration, exchange of experiences between students and youth clubs, exchange of experiences between sports and arts groups
Nacka	social activity, industry, ecology, environmental protection, healthcare, culture, exchange of youth, students, athletes, artists and people of culture
Salgótarján	environmental protection, culture and education, welfare and health care, economic development in the region, tourism, public and local government administration, exchange of experiences between students and youth groups, exchange of experiences between sports groups and arts groups
Valenciennes	administration, healthcare, education and science, culture, sport and recreation, industry, scientific & research development

Source: Department of Culture and City Promotion of the Municipal Office

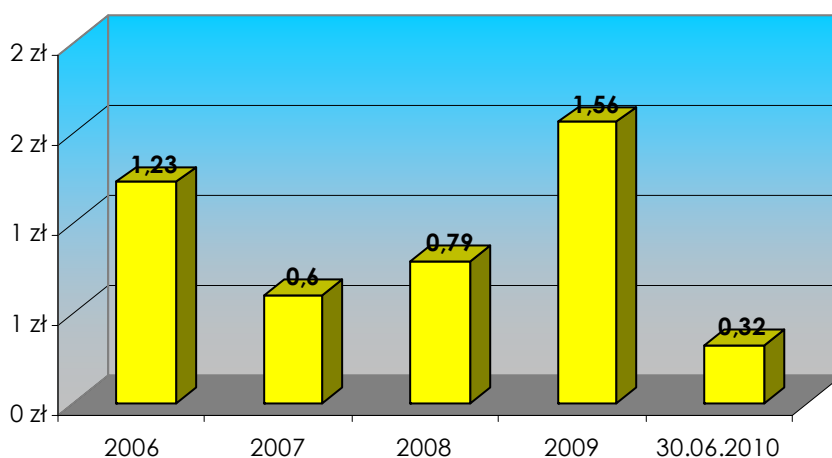
**Major projects organized in cooperation with the twin cities:**

- Until 2009, one of the most important events organized as part of cooperation with the twin cities was the celebration of the Europe Day that was held every year on May 9. On this occasion, the event with the same name was organized whose main aim was to promote the idea of the united Europe. Every year, the youth from all the twin cities of Gliwice were invited to take part in these celebrations. Since 2008, the event was co-organized by the Regional Starosty Office in Gliwice.
- Participation in the ceremony of the administrative merger of Rosslau and Dessau (2007),
- The exhibition of works of Gliwice-born artist Jerzy Patraszewski the City Gallery in Bottrop (2008),
- Participation of the Gliwice choir from Ostropa in the International Choir Meetings in Bottrop (2008),
- Participation of the youth from Gliwice in an international youth camp in Salgotarjan (2006, 2007, 2008, 2009),
- Establishing cooperation between boxing sports clubs in Gliwice and Bottrop (since 2007)
- Participation of representatives of Gliwice in an international conference on the URBAN project in Dessau (2008),
- Presentation of the Gliwice Ceramists' Association during the Folk Crafts Day in Kežmarok (2008),
- Renewal of the partnership cooperation agreements with Kežmarok and Salgótarján (2009),

- Participation of the representatives of the majority of the twin cities in ceremonies commemorating the outbreak of the Second World War that were held at the Gliwice Radio Station (2009).

An important element of the city's activity on the international stage is its membership and participation in the works of the World Technopolis Association (since 2005). The association with headquarters in Daejeon, South Korea, is a multilateral international organization that gathers cities whose development is based on establishing strong ties between advanced technologies and science.

**Chart 33. Expenditure on cooperation with foreign countries per person registered for permanent residence**



Source: Department of Culture and City Promotion of the Municipal Office

Table 143. Expenditures on cooperation with foreign countries between 2006 and 30.06.2010

Gliwice	2006	2007	2008	2009	30.06.2010
Total [PLN]	233,556	111,267.39	145,520.18	208,512.71	59,467.00

Source: Department of Culture and City Promotion of the Municipal Office

The amount of expenditure on cooperation with foreign countries depends on projects that were carried out in particular years (the number of arriving persons/the number of persons going to the twin cities, the volume of translations required by the Municipal City Council, etc.). Thus, the amount of expenditure varies strongly across particular years. In 2009, an important event in co-operation with the twin cities was the signing of further cooperation agreements with Kežmarok (Slovakia) and Salgótarján (Hungary), as well as the participation of the representatives of the twin cities in ceremonies commemorating the outbreak of the Second World War.

## 19. LOCAL GOVERNMENT ADMINISTRATION

### 19.1. The organizational structure and employment of the Municipal Office

Table 144. Departments of the Municipal Office in Gliwice and the number of jobs in particular organizational units between 2006 and 30.06.2010 (excluding parental leaves and unpaid leaves)

Name of the department		2006	2007	2008	2009	30.06.2010
Architecture and Construction	AB	-	24	26	28	31.5
Architecture and Urban Planning	AU	41	-	-	-	-
Customer Service Office	BOI	31.5	32.5	33.5	33.5	36.5
Press Office	BP	9	-	-	-	-
Office of the City Mayor and the Municipal Council	BPR	2085	21.25	21.25	23.25	23.25
City Development Bureau	BRM	8	9	8	10	10.5
Office of Financial Liquidity Management	BZP	-	-	6	5	5
Budget and Analysis	BA	11	11.75	9.75	10.75	11
Education	ED	20.5	19.5	22.5	22	22
Geodesy and Cartography	GE	40	34	43	47	46
Real Estate Management	GN	31	37.8	42	51.8	51.8
IT	IN	10	11	12	11	12
Investments and Maintenance	IR	21	20	18	19	19
Human Resources, Training and Payroll	KD	15	16	18.875	19	19
Transport	KM	26	26	32	33	32.25
Control and Internal Audit	KAW	10	9	11	12	12
Accounting	KS	24	26.625	25	27	26
Culture and City Promotion	KP	-	18	21	26	26
Culture, Sport and City Promotion	KR	10	-	-	-	-
Ownership Supervision	NA	5	5	5	5	5
Organizational	OR	20	21	19.875	19.675	20.875
Zoning plan	PP		20	24	22	23
Tax and Fees	PO	28.5	28.5	36	40.75	45
Economic Projects and Municipal Services	PU	20	17	21	17	18
Independent Office of the Municipal Spatial Information System	SIP	-	6	5	7	7
Independent Office of Civil Defense	OC	6	5	7	6	6
Civil Affairs	SO	33	38	32.5	34	35
Environment	ŚR	15	17	17	17	17
Office of the Registrar of Vital Statistics	USC	8	9	8	9	9
Health and Social Affairs	ZD	13.8	15	17	18	18.6
Team of Legal Advisors	RPR	1	1	1	1	1
<b>Total</b>		<b>479.15</b>	<b>498.925</b>	<b>543.25</b>	<b>574.725</b>	<b>589.275</b>

Source: Department of Human Resources, Training and Payroll of the Municipal Office

The increase in the number of jobs in the Municipal Office was mainly caused by the need to carry out new tasks imposed on the local government by legislation (amendments in the Act on Access to Information on the Environment and its Protection, the Act on the Education System, the Teachers' Charter Act, the Act on Juvenile Delinquency Proceedings, the Stamp Duty Act, etc.), as well as by the steady increase in the number of handled customers (which is particularly visible in such fields as real estate management, geodesy and cartography, or taxes and fees). The need of employing new persons to substitute for workers who are on parental leaves and unpaid leaves was also an important factor.

Development of the city – the realization of numerous new investments, applying for EU funds, etc. – also leads to an increase in the number of tasks performed by the employees of the Municipal Office, which ultimately makes it necessary to increase employment in order to maintain the adequate quality of performed tasks and make sure they can be performed in a timely manner.

In the analyzed period, the following organizational changes were introduced in the Municipal Office:

- In 2007, the Department of Culture, Sport and City Promotion was merged with the Press Office, while the Department of Architecture and Urban Planning was divided into the Department of Architecture and Construction and the Spatial Planning Department. In the same year, the Independent Office of the Municipal Spatial Information System was spun off from the Department of Geodesy and Cartography,
- In 2008, the Office of Financial Management was established.

Some of the changes in the Municipal Office were also associated with the reorganization of work of several already existing departments:

- In 2007, the scope of duties of the Department of Economic Inspection was expanded. Therefore, its name was changed to the Department of Inspection and Internal Audit,
- At the same time, the Section of Architecture was spinned-off from the Department of Architecture and Construction,
- Tasks of the Spatial Planning Department were in 2007 divided between two different sections: Localization and Urban Planning,
- In 2008, two new sections were spinned-off from the Department of Culture and City Promotion: the Press Section and the Sports Section. A year later, also the Promotion Section was spinned-off from the department,
- Since 2008, the Department of Taxes and Fees is carrying out its duties through the following sections: Taxes, Tax Accounting, and Enforcement Proceedings,
- In 2008, the Department of Education was divided into the following sections: the Section for Cooperation with Schools and Educational Institutions, the School and Educational Institutions Accounting Section, and the Section of Supporting Educational Projects,
- Also since 2008, some of the tasks of the Department of Investments and Maintenance are carried out by the following sections: Preparation of Investments, Renovations and Investments of Municipal Facilities, and Realization of Municipal Investments,
- In 2009, the tasks of the Section of Housing Economic Projects and Municipal Services were moved (along with employees) to the Housing Management Company,

- In the same year, the Section of Updating Informational Data was established within the Department of Geodesy and Cartography,
- In the Department of Transport the following sections were established: Vehicle Registration, Driving Licenses, Transport and Regulated Activity,
- In 2010, the Department of Accounting was divided into the Section of City Budget Accounting, EU funds and Foreign Funds, the Section of the Municipal Office Accounting, and the Cash Handling Section.

HR policy in the Municipal Office is one of the elements of the office's strategy, which consists of the procedures and practices for dealing with employees. The strategy specifies how to shape the appropriate structure of employment at the Municipal Office, and what actions to take in order to provide employees with appropriate training and development opportunities.

The basic elements of the HR policy in the Municipal Office:

- Planning staffing needs and hiring employees according to the strictly defined criteria (including the competition procedure) and recruiting highly skilled employees. The percentage of employees with higher education working at the Municipal Office is constantly growing.

Table 145. Employees with higher education in the Municipal Office between 2006-2009

	2006	2007	2008	2009
<b>Percentage of employees with higher education</b>	77%	80%	81%	83%

Source: Department of Human Resources, Training and Payroll of the Municipal Office

- Using the preparatory service procedure provided in the Civil Servants Act which adapts new employees to working conditions (including requirements) in the Municipal Office. Emphasizing the importance of ethical behaviour by underlining the high rank of the act of oath that this sworn by each new employee before the Mayor of the City.
- Planned development and upgrading skills of workers through creating opportunities of participating in external and internal trainings, obtaining subsidies for postgraduate studies, and participating in foreign internships. Obtaining EU funding for raising qualifications of employees.

Table 146. The number of internal and external trainings between 2006 and 2009

<b>The number of external and internal trainings carried out :</b>	<b>2006</b>	<b>2007</b>	<b>2008</b>	<b>2009</b>
External trainings	492	502	686	576
External trainings per capita	0.97	0.98	1.28	1
The number of subjects of internal trainings	31	38	40	30
The number of internal trainings per capita	2.4	3.61	5.35	5.4
The number of employees who received assisted during their studies	26	20	17	16
The number of employees who were granted awards after studies	13	14	10	11
The number of foreign internships	2	2	2	3

Source: Department of Human Resources, Training and Payroll

Table 147. Funds for staff training between 2006 and 2009

	<b>2006</b>	<b>2007</b>	<b>2008</b>	<b>2009</b>
total funds spent on trainings [PLN]	323,210	359,281	337,789	364,225
Utilization of funds planned for external trainings [%]	100	98	96	99
Utilization of funds planned for internal trainings [%]	91	100	100	100
Utilization of funds planned for studying subsidies [%]	54	100	100	96
The average cost of external training [PLN]	279	258	257	269
Funds used for external trainings, per capita [PLN]	272	246	329	270
Funds used for internal trainings, per capita [PLN]	171	278	187	189
Total funds spent on trainings, per capita [PLN]	628	690	632	620

Source: Department of Human Resources, Training and Payroll

- Managing skills through an extensive system of authorizations and powers of attorney granted by the Mayor of the City to employees of the Municipal Office, as well as to the directors and the employees of the city's organizational units.

The assessment of the HR policy at the Municipal Office is provided by the customers themselves. In March 2010, a customer satisfaction survey was carried out involving a representative group of approximately 1,000 customers. Almost 100% of them assessed the behaviour (competence, courtesy, communication) of the employees of the Municipal Office very well.

Respectively: - competence – 97,7%  
 - courtesy – 98,41%  
 - communication skills – 98,6%

The increase in responsibilities and powers of the units of the local government has a direct impact on the number of cases and correspondence that needs to be handled. The table below shows the amount of cases handled by the employees of the Municipal Office over the analyzed period. The presented data is based on the volume of outgoing and incoming correspondence (departmental documents and e-mails are not included).

Table 148. Employment growth and the dynamics of growth in the volume of external correspondence

Item	2006	2007	2008	2009	30.06.2010
Employment in departments (excluding support staff)	<b>479.15</b>	<b>498.925</b>	<b>543.25</b>	<b>574.725</b>	<b>589.275</b>
Number of external documents - incoming and outgoing in total (not including inter-department communication)	315,604	328,703	327,697	348,653	181,236
The number of letters per month, per 1 employee	55	55	50	51	26

Source: Own analysis based on data from the Customer Service Office and the Department of Human Resources, Training and Payroll of the Municipal Office

## 19.2. Statistics regarding cases handled by the Customer Service Office

Table 149. Structure and statistics regarding cases handled at the service points located at the Customer Service Office (excluding direct and telephone information) between 2006 and 30.06.2010

		2006	2007	2008	2009	30.06.2010
Residency cases		35,030	46,691	24,452	24,285	10,124
Registration of vehicles		48,838	53,668	59,788	59,577	33,426
Identity documents		67,820	89,626	38,218	27,186	14,321
Driving licences		15,105	6,199	6,068	14,016	5,571
Cust. service points handling cases of particular departments	PU	4,893	2,240	2,541	15,468	1,171
	GE	1,740	1,710	1,957	3,973	1,765
	GN	92	0	208	3,796	1,760
	AU	330	35	12	0	-
	ŚR	498	560	87	3,498	1,559
	KM					208
TOTAL		7,553	4,545	5,580	26,735	6,463
Per 1 month		629	379	466	2,228	1,077
Customer service point of a consultant dealing with persons with disabilities		7,558	7,544	7,518	6,991	3,172
The number of letters received by the Registry Office		125,028	129,847	135,082	146,700	75,796
The number of letters sent by the Registry Office		190,576	198,856	192,615	201,953	105,440
TOTAL NUMBER OF LETTERS		315,604	328,703	327,697	348,653	181,236
Per 1 month		26,300	27,392	27,308	29,055	30,206
Customer service point for Public Procurement and Tenders		1,400	833	1,413	1,158	613

Source: Report of the Customer Service Office

Table 150. Current expenditure and investment expenditure associated with public administration

Item	2006	2007	2008	2009	30.06.2010
State administration and local government administration	37,086,027	39,807,847	46,936,554	65,351,910*	24,522,657
Share in total expenditure [%]	5.9%	5.5%	6.4%	8.8%	7.2%

\*The increase in expenditure results, among others, from the need to pay VAT due to the contribution of property produced as part of the project Nowe Gliwice to the Local Development Agency

Source: Department of Budget and Analysis of the Municipal Office

A large number of cases handled in 2007 at the customer service points dealing with identity documents resulted from the deadline for the exchange of old identity cards (issued prior to January 1, 2001). This also significantly increased the number of cases handled at points dealing with residency issues, as at that time they were supporting the work of customer service points issuing identity cards and handing out update forms NIP-3.

A significant increase in the number of cases handled in 2009 at the customer service point of the PU Department was caused by the statutory change of PKD codes. Due to changes in legislation relating to business registration, and due to the necessity of introducing the so-called "Single Window" service, a new customer service point – within the PU Department – was established for business owners on the ground floor of the Municipal Office. However, in 2009 the employees of the customer service point handling cases of the PU Department were still supporting the newly created "Single Window" point by giving out forms and providing information relating to running business activity. This was due to the particularly high number of customers visiting the "Single Window".

In 2010, there was a significant decrease in the number of cases handled by the customer service points of the PU Department due to the fact that all the tasks related to running a business were taken over by the abovementioned „Single Window”, and also due to the fact that on April 1 some of the other tasks were taken over by the Municipal Roads Administration.

The increased customer traffic in the customer service point of the GN Department was probably caused by the deadline for submitting applications for subsidies for switching to environmentally-friendly heating systems (November 2009).

The increase in the number of cases handled by the GN Department was probably caused by the introduction of shifts for handling customers. Another important factor was the increased customer interest in leases and information regarding transformation of perpetual usufruct into property. At the information point, customers were able to get the needed information also when the employees of the GN Department weren't on their shifts – and they used this opportunity willingly.

It should also be noted that until the end of 2008 transport licenses were issued by the PU Department, while in 2009 these tasks were taken over by the Transport Department – KM. In statistics for the first quarter of 2009, the number of cases associated with transport licenses (24 cases) was added to the data of the PU Department, while in the subsequent quarters of 2009 they were counted together with the cases associated with driving licences. Since 2010, transport licenses are counted and reported separately as another position (KM) in the table "Customer service points handling particular departments".

Since 2009, the customer service point dealing with driving licences not only gives out ready documents, but also accepts applications - hence such a significant increase in the number of handled cases between 2008 and 2009.

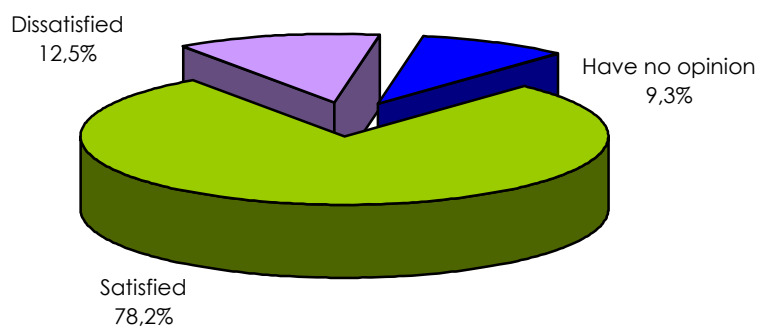
Since 2010, detailed data on the work of the joint customer service point of the AB Department and the PP Department is gathered. Until the end of the reporting period, the number of cases handled at these points amounted to 4,668. The majority of them were associated with providing information and issuing/verifying applications.

Among important changes that took place at the Customer Service Office in the last 4 years and significantly affected the number of cases handled by this department, it's worth to mention the establishment of information point of the Department of Taxes and Fees – the point is operating since November 2008. Detailed statistics regarding its work are gathered since 2010. Until June 30, 2010, it handled 17,049 cases.

Another important change was the establishment of the Certification Centre SEKAP. Since June 17, 2010, 33 certificates authorizing customers to use the electronic signature were issued at the Customer Service Office.

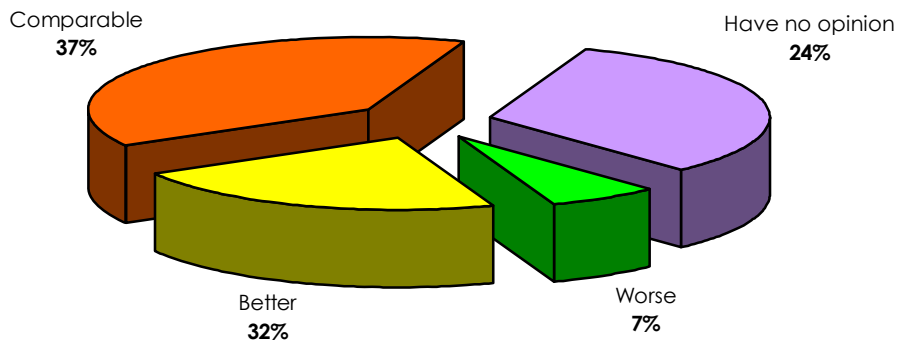
The following charts present the image of the Municipal Council in the eyes of its customers, based on a survey carried out between May 17 and 31, 2010.

**Chart 34. Rating of satisfaction with the performance of the Municipal Council according to persons who were its customers in the last 2 years**



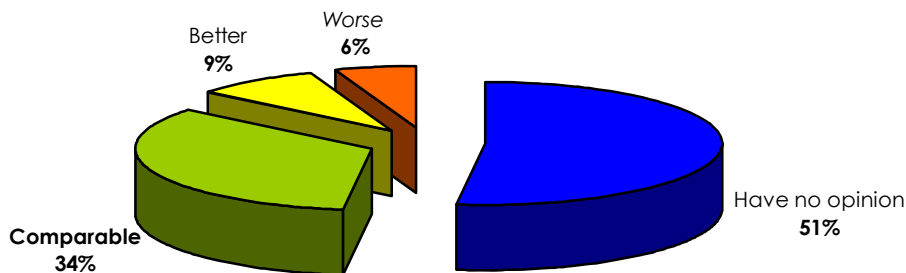
Source: Survey carried out among residents of Gliwice in 2010 by Business Consulting

**Chart 35. Assessment of the performance of the Municipal Office in Gliwice in comparison to other institutions of a similar nature in 2010**



Source: Survey carried out among residents of Gliwice in 2010 by Business Consulting.

**Chart 36. Assessment of the performance of the Municipal Office in Gliwice in comparison to private companies in 2010**



Source: Survey carried out among residents of Gliwice in 2010 by Business Consulting

### 19.3. Quality of administrative services

The Municipal Office in Gliwice uses the following standards in its management process:

- PN-EN ISO 9001:2008 *Quality management systems - Requirements*
- PN-N-18001:2004 *Occupational health and safety management systems - Requirements*
- PN-EN 14001:2005 *Environmental Management Systems - Requirements and guidance for use*

The currently used system is a continuation and expansion of the quality assurance system implemented at the Office in 2000. The system was implemented to:

- demonstrate ongoing commitment to providing services that meet the requirements and expectations of the customers of the Municipal Office,
- demonstrate ongoing commitment to increasing customer satisfaction,
- ensure effective supervision over those activities of the Municipal Office that affect the natural environment,
- demonstrate ongoing commitment to increasing work safety for the employees of the Municipal Office.

Since 2004, on the basis of the projects approved for implementation within the Municipal Office's application for the European Quality Award in "Commitment to Excellence", the benchmarking studies are being systematically continued in collaboration with the offices from other cities with district rights. Six cities participated in the first pilot study: Bielsko-Biała, Częstochowa, Gliwice, Kraków, Opole and Tychy. Currently, studies are conducted in a group of 15 participants of the project. In addition to the aforementioned participants – Bielsko-Biała, Częstochowa, Gliwice, Kraków and Tychy – the following cities got involved in the project: Bydgoszcz, Gdańsk, Kalisz, Katowice, Tarnów, Rybnik, Krosno, Ruda Śląska, Dąbrowa Górnicza and Bytom.

The main objectives of the project are:

- Identification of weaknesses in the management of the Office on the basis of the results of comparative studies – and implementation of corrective actions
- Identification of best practices in the management of tasks of local government administration,
- exchange of information in this field with other offices – participants of the project
- improvement of own solutions using the experiences of other participants of the project.

### **19.3.1. Awards and distinctions for the city of Gliwice**

- 2006 - distinction in the „**Company deserving a medal**” competition in the category “Sports and recreational facilities investor”. The distinction was awarded for "the reconstruction and modernization of the artificial ice rink "Tafla" in Gliwice, as well as for promoting sports and recreation among the children, youth and local community." The competition is organized by the Polish Sports Infrastructure Club.
- November 2006 – 8<sup>th</sup> place in the ranking “**Success of the 2002-2006 term**” in the category of cities with district rights. The ranking was developed by the Magazine of Local Governments “Wspólnota”.

- November 2006 – title of the "**Leader of Cleaner Production for 2005**" awarded by the Association "The Polish Movement for Cleaner Production". This distinction is awarded to organizational units as token of appreciation for achievements and accomplishments in the field of Cleaner Production.
- 2008 - III place in the **Ranking of Local Governments of Poland in innovation**, in the category of cities with district rights
- 2008 - VII place in the **Investment Ranking of Local Governments** in the category of cities with district rights. The Ranking was developed by the Magazine of Local Governments "Wspólnota"
- October 24, 2008 – title of the "Solid Eco-Partner" of the Voivodship Fund for Environmental Protection
- 2009 - I place (ex aequo with Poznań) in the ranking "**Innovative Local Government**" developed as part of the **Rankings of Local Governments of Poland 2009**
- 2010 – distinction in the national competition "Local-Government Management Leader 2010", organized by the Association of Polish Cities as part of the partnership project "Model of cooperation between public administration and NGOs – developing and spreading standards of cooperation." Category: Health care.

### 19.3.2. Awards, distinction and certificates for the Municipal Council in Gliwice

- August 2006 – **Management System Certificate** for the Municipal Office in Gliwice confirming that the integrated environmental, quality and occupational health and safety management system implemented at the organization meets the requirements of the following standards: PN EN ISO 9001: 2001, PN-EN ISO 14001:2005, PN-N-18001:2004 in the field of public administration
- June 2008 – the Office was the laureate of the 7th Edition of the Nationwide Competition **Leader of Innovation 2008**, for its project "Mass payments identification system"

## 19.4. Computerization of the Municipal Office

Table 151. Computerization of the Municipal Office

Gliwice	2006	2007	2008	2009	30.06.2010
The number of PC computers	528	562	584	601	641
The number of computers with access to internet	528	562	584	600	640
The number of e-mail accounts	528	562	584	767	1,100
The number of servers	25	27	33	35	35
Expenditures for the purchase of hardware and software	1,521,494	1,636,740	2,238,317	1,525,650	461,882
Expenditure on training staff in the use of	17,813	12,639	38,736	1,648	13,204

computer programmes					
---------------------	--	--	--	--	--

Source: Report of the IT Department of the Municipal Office

#### 19.4.1. Information base and related systems and databases

- The IT Municipality Management System which covers the following fields of the Municipality Office's activity:
  - **Address base**
  - **Budget**
  - **Staff**
  - **Payroll**
  - **Receivables and payables**
  - **Main Registry**
  - **Municipal property management**
  - **Taxes**
  - **Fixed assets**
  - **Penalty notices**
  - **Enforcement proceedings**
  - **Materials Management**
- Ewid2000 along with the graphic software Turbo EWID,
- Document Management System – SOD (flow of official letters in the Municipal Office and Municipal Organizational Units ZGM and ZDM) integrated with SEKAP,
- Legal Service System „Lex” (index of regulations with judicial decisions),
- City News Website with the Public Information Bulletin,
- City's Intranet Portal (Extranet) – PIM (database of internal legislation, current information on the work of the Office and municipal organization units, employee information database, domain software for particular departments of the Municipal Office and municipal units)
- Systems for Registration of: Population, USC, Vehicles, Drivers, Economic Activity, and Alcohol Trade Permits,
- Investment Service System: the programme “Public procurement” and the databases for verifying cost estimates
- The System for Raising the City's Credit Capabilities, which includes the following functional modules: Financial Planning, Budget Management and Financial Reporting, Managing Financial Liquidity and Debt, Multi-year Investment Planning, Municipal Property Management, Public Utility Services Management, Management-Support Information System
- IT Audit System
- Urban Spatial Information System

- Application supporting handling of subsidies for non-public ODPN institutions
- System for Issuing ID cards and Personal Envelopes Circulation System.

## 19.5. Municipal organization units as well as district services, inspections and brigades.

Table 152. Municipal organizational units\*

No.	NAME OF THE MUNICIPAL ORGANIZATIONAL UNIT	ADDRESS	ORGANIZATIONAL FORM	SUPERVISION
1.	Gliwice Rescue Centre	Bolesława Śmiałego 2b	Budgetary unit	VP1/OC
2.	Orphanage np. 1	Toszecka 13a	Budgetary unit	VP3/ZD
3.	Orphanage np. 2	Zygmunta Starego 19	Budgetary unit	VP3/ZD
4.	Orphanage np. 3	Św. Barbary 4	Budgetary unit	VP3/ZD
5.	Nursing Home "Nasz Dom"	Derkacza 10	Budgetary unit	VP3/ZD
6.	Nursing Home "Opoka"	Pszczyńska 100	Budgetary unit	VP3/ZD
7.	Middle school no. 3	Jasnogórska 15-17	Budgetary unit	VP3/ED
8.	Middle school no. 4	Asnyka 36	Budgetary unit	VP3/ED
9.	Middle school no. 10	Lipowa 29	Budgetary unit	VP3/ED
10.	Middle school no. 19	Główna 30	Budgetary unit	VP3/ED
11.	Gliwice Centre of Non-Governmental Organization	Jagiellońska 21	Budgetary unit	VP3/KP
12.	Gliwice Centre for Adaptation and Rehabilitation of Disabled Children and Youth	Stowackiego 58b	SP ZOZ	VP3/ZD
13.	Gliwice Methodological Centre	Okrzei 20	Budgetary unit	VP3/ED
14.	Gliwice Musical Theatre	Nowy Świat 55/57	Cultural institution	VP3/KP
15.	Upper Silesian Centre for Education	Okrzei 20	Budgetary unit	VP3/ED
16.	High School no. 3	Gieryskiego 1	Budgetary unit	VP3/ED
17.	Municipal Public Library	Kościuszki 17	Cultural institution	VP3/KP
18.	Municipal Public Utilities Management	Strzelców Bytomskich 25 c	Budgetary unit	VP1/PU
19.	Municipal Disability Evaluation Board in Gliwice	Bojkowska 20	Budgetary unit	VP3/ZD
20.	Youth Culture Centre	Barlickiego 3	Budgetary unit	VP3/ED
21.	Youth Sociotherapy Centre – High School Complex no. 9 operating by the Youth Sociotherapy Centre	Fiołkowa 24	Budgetary unit	VP3/ED
22.	Museum	Dolnych Wałów 8a	Cultural institution	VP3/KP
23.	Social Welfare Centre	Górnych Wałów 9	Budgetary unit	VP3/ZD
24.	State Music School of I and II Degree	Wieczorka 6	Budgetary unit	VP3/ED
25.	Municipal Kindergarten no. 2	Banacha 7	Budgetary entity	VP3/ED
26.	Municipal Kindergarten no. 3	Grottgera 23a	Budgetary entity	VP3/ED
27.	Municipal Kindergarten no. 4	Barlickiego 16	Budgetary entity	VP3/ED
28.	Municipal Kindergarten no. 5	Kozielska 73	Budgetary entity	VP3/ED
29.	Municipal Kindergarten no. 6	Młodych Patriotów 10	Budgetary entity	VP3/ED
30.	Municipal Kindergarten no. 7	Tarnogórska 107	Budgetary entity	VP3/ED
31.	Municipal Kindergarten no. 8	Horsta Bienka 19	Budgetary entity	VP3/ED
32.	Municipal Kindergarten no. 16	Sportowa 17	Budgetary entity	VP3/ED

<b>No.</b>	<b>NAME OF THE MUNICIPAL ORGANIZATIONAL UNIT</b>	<b>ADDRESS</b>	<b>ORGANIZATIONAL FORM</b>	<b>SUPERVISION</b>
33.	Municipal Kindergarten no. 17	Andromedy 36	Budgetary entity	VP3/ED
34.	Municipal Kindergarten no. 18	Brzozowa 50	Budgetary entity	VP3/ED
35.	Municipal Kindergarten no. 20	Pszczynska 18	Budgetary entity	VP3/ED
36.	Municipal Kindergarten no. 21	G6rnych Wa66w 19	Budgetary entity	VP3/ED
37.	Municipal Kindergarten no. 22	Żeromskiego 26	Budgetary entity	VP3/ED
38.	Municipal Kindergarten no. 23	Kr66lowej Bony 6	Budgetary entity	VP3/ED
39.	Municipal Kindergarten no. 25	Rydygiera 10	Budgetary entity	VP3/ED
40.	Municipal Kindergarten no. 27	Targosza 3	Budgetary entity	VP3/ED
41.	Municipal Kindergarten no. 28	Paderewskiego 74	Budgetary entity	VP3/ED
42.	Municipal Kindergarten no. 29	Czajki 46	Budgetary entity	VP3/ED
43.	Municipal Kindergarten no. 31	Mickiewicza 65	Budgetary entity	VP3/ED
44.	Municipal Kindergarten no. 33	Wi66slana 12	Budgetary entity	VP3/ED
45.	Municipal Kindergarten no. 34	Cha66tka Puchatka 9	Budgetary entity	VP3/ED
46.	Municipal Kindergarten no. 36	Sztabu Powsta66nczego 56c	Budgetary entity	VP3/ED
47.	Municipal Kindergarten no. 37	Gojawiczy66nskiej 11	Budgetary entity	VP3/ED
48.	Municipal Kindergarten no. 38	Literat66w 41	Budgetary entity	VP3/ED
49.	Municipal Kindergarten no. 40	Sienkiewicza 9	Budgetary entity	VP3/ED
50.	Municipal Kindergarten no. 41	Cyraneczki 3	Budgetary entity	VP3/ED
51.	Municipal Kindergarten no. 42	M66dopolska 4	Budgetary entity	VP3/ED
52.	Municipal Kindergarten no. 43	Sopocka 6	Budgetary entity	VP3/ED
53.	Psychological and Pedagogical Clinic	Warszawska 35a	Budgetary unit	VP3/ED
54.	District Labour Office	Plac Inwalid66w Wojennych 12	Budgetary unit	VP3/ZD
55.	Family Orphanage	Toszecka 25	Budgetary unit	VP3/ZD
56.	Municipal Police	Boles66tawa Śmiat66go 2b	Budgetary unit	VP1/OC
57.	Primary School no. 1	Kozielska 39	Budgetary unit	VP3/ED
58.	Primary School no. 2	Go66dzikowa 2	Budgetary unit	VP3/ED
59.	Primary School no. 3	Daszy66nskiego 424	Budgetary unit	VP3/ED
60.	Primary School no. 5	Żwirki i Wigury 85	Budgetary unit	VP3/ED
61.	Primary School no. 7	Tarnog66rska 59	Budgetary unit	VP3/ED
62.	Primary School no. 8	Plonowa 3	Budgetary unit	VP3/ED
63.	Primary School no. 9	Sobieskiego 14	Budgetary unit	VP3/ED
64.	Primary School no. 10	Ligonia 36	Budgetary unit	VP3/ED
65.	Primary School no. 11	Pocztowa 31	Budgetary unit	VP3/ED
66.	Primary School no. 12	Kopernika 63	Budgetary unit	VP3/ED
67.	Primary School no. 13	Elsnera 25	Budgetary unit	VP3/ED
68.	Primary School no. 14	Jedno66sci 35	Budgetary unit	VP3/ED
69.	Primary School no. 15	Wielicka 16	Budgetary unit	VP3/ED
70.	Primary School no. 16	Kili66nskiego 1	Budgetary unit	VP3/ED
71.	Primary School no. 18	Okrzei 16	Budgetary unit	VP3/ED
72.	Primary School no. 20	Jana Śliwki 8	Budgetary unit	VP3/ED
73.	Primary School no. 21	Reymonta 18a	Budgetary unit	VP3/ED
74.	Primary School no. 23	Śikornik 1	Budgetary unit	VP3/ED

No.	NAME OF THE MUNICIPAL ORGANIZATIONAL UNIT	ADDRESS	ORGANIZATIONAL FORM	SUPERVISION
75.	Primary School no. 28	M. Strzody 4	Budgetary unit	VP3/ED
76.	Primary School no. 29	Staromiejska 24	Budgetary unit	VP3/ED
77.	Primary School no. 32	Wrzosowa 14	Budgetary unit	VP3/ED
78.	Primary School no. 36	Robotnicza 6	Budgetary unit	VP3/ED
79.	Primary School no. 38	Partyzantów 25	Budgetary unit	VP3/ED
80.	Primary School no. 39	Obrońców Pokoju 4	Budgetary unit	VP3/ED
81.	Primary School no. 41	Kormoranów 23	Budgetary unit	VP3/ED
82.	Housing Management Department	Plac inwalidów Wojennych 12	Budgetary unit	VP2/GN
83.	Municipal Road Administration	Bolesława Śmiałego 2b	Budgetary unit	VP1/PU
84.	Board of Leisure and Tourist Centres "TUR"	Ziemęcicka 62	Budgetary unit	VP3/KP
85.	Vocational Education Complex	Konarskiego 16	Budgetary unit	VP3/ED
86.	Construction and Ceramic School Complex	Bojkowska 16	Budgetary unit	VP3/ED
87.	Service and Economic School Complex	Kozielska 1	Budgetary unit	VP3/ED
88.	Economic and Technical School Complex	Sikorskiego 132	Budgetary unit	VP3/ED
89.	Middle School Complex	Ziemowita 12	Budgetary unit	VP3/ED
90.	Communications School Complex	Warszawska 35	Budgetary unit	VP3/ED
91.	Electronic and Mechanical School Complex	Toszecka 25b	Budgetary unit	VP3/ED
92.	General Education and Economic School Complex	Syrusza 30	Budgetary unit	VP3/ED
93.	General Education School Complex no. 1	Kozielska 1a	Budgetary unit	VP3/ED
94.	General Education School Complex no. 2	Partyzantów 25	Budgetary unit	VP3/ED
95.	General Education School Complex no. 3	Wróblewskiego 9	Budgetary unit	VP3/ED
96.	General Education School Complex no. 4	Orląt Śląskich 25	Budgetary unit	VP3/ED
97.	General Education School Complex no. 5	Mewy 36	Budgetary unit	VP3/ED
98.	General Education School Complex no. 10	Zimnej Wody 8	Budgetary unit	VP3/ED
99.	General Education School Complex no. 11	Górnych Wałów 29	Budgetary unit	VP3/ED
100.	General Education School Complex no. 12	Płocka 16	Budgetary unit	VP3/ED
101.	General Education School Complex no. 13	Gomułki 16a	Budgetary unit	VP3/ED
102.	General Education School Complex no. 14	Przedwoźnie 2	Budgetary unit	VP3/ED
103.	General Education Special School Complex no. 6	Ziemowita 3	Budgetary unit	VP3/ED
104.	General Education Special School Complex no. 7	Gieryskiego 7	Budgetary unit	VP3/ED
105.	High School Complex	Jasna 31	Budgetary unit	VP3/ED
106.	Automotive School Complex	Kilińskiego 24a	Budgetary unit	VP3/ED
107.	IT-Technical School Complex	Chorzowska 5	Budgetary unit	VP3/ED
108.	Special Vocational School Complex	Dolnej Wsi 74	Budgetary unit	VP3/ED

No.	NAME OF THE MUNICIPAL ORGANIZATIONAL UNIT	ADDRESS	ORGANIZATIONAL FORM	SUPERVISION
109.	Municipal Day Nurseries	Kozielska 71	Budgetary unit	VP3/ZD

\*doesn't include companies with the share of the municipality mentioned in the "Economy" section  
Source: Organizational Regulations of the Municipal Office in Gliwice; [www.um.gliwice.pl](http://www.um.gliwice.pl)

### 19.5.1. LIST OF DISTRICT SERVICES, INSPECTIONS AND BRIGADES

Table 153. List of country services, inspections and brigades

No.	NAME OF DISTRICT SERVICES, INSPECTIONS AND BRIGADES	ENTITY RESPONSIBLE FOR COOPERATION
1.	Municipal Station of the State Fire Service	VP1/OC
2.	District Construction Site Inspectorate	VP1/AB
3.	Public Health Inspection	VP1/OC

Source: Organizational Regulations of the Municipal Office in Gliwice; [www.um.gliwice.pl](http://www.um.gliwice.pl)

### 19.5.2. LIST OF ASSOCIATIONS, FOUNDATIONS AND INTERMUNICIPAL UNIONS

Table 154. List of Associations, Foundations and Intermunicipal Unions

No.	NAME OF ASSOCIATION, FOUNDATION OR INTERMUNICIPAL UNIONS	ORGANIZATIONAL FORM	SUPERVISION
1.	Municipal Communication Union of the Upper Silesian Industrial Region KZK GOP	Union	VP1/PU
2.	Association of the Cities of the Amber Motorway	Association	VP2/BRM
3.	Silesian Foundation for the Support of Entrepreneurship	Foundation	VP1/PU
4.	Silesia Tourist Organisation	Association	VP3/KP
5.	Silesian Association of Municipalities and Counties	Association	PM/BPR
6.	Metropolitan Association of Upper Silesia	Union	PM/BPR
7.	World Technopolis Association	Association	PM/KP

Source: Organizational Regulations of the Municipal Office in Gliwice; [www.um.gliwice.pl](http://www.um.gliwice.pl)

## 20. SUMMARY

The "Report on the state of the City of Gliwice" for the period from 2006 to June 30, 2010, comprises a thorough analysis of the state of the city, by presenting changes which are taking place in its particular areas during the 5<sup>th</sup> office term of the local government. The diagnosis of the situation in the city, determining its position in its closest surroundings and against the province of Silesia and Poland is also necessary while carrying out SWOT analysis, used to verify chosen directions and strategic goals. The current local government of the City of Gliwice undertook to update the "Development Strategy of the City of Gliwice from 2002 to 2022" passed by the Municipal Council on October 10, 2002.

A wide representation of local community has been invited to the process of strategy update, initiated in February 2007. Among participants of workshops carried out by an expert of the University of Economics in Katowice, Dr Krzysztof Wrana, were not only clerks but also councillors, members of NGOs, representatives of economic, cultural, sports and youth circles, as well as social institutions. Thanks to the engagement of so many persons and their active participation in formulating the vision and strategic goals, it was possible to draw up a working version of the strategy, which, after completion of social consultation process was approved by the Municipal Council on November 22, 2007 as "Strategy of Integrated and Sustainable Development of the City of Gliwice until 2022".

Strategic planning is a continuous process, which requires ongoing monitoring. Thus, the "Report on the state of the City" fulfills additional function – it is an important tool, enabling evaluation of changes and tendencies in city development.



## 20.1. LIST OF CHARTS

Chart 1. Valid votes [ %] obtained by particular election committees in local government election of 2006.....	27
Chart 2. Dynamics of the fall of number of residents from 2006 to June 30, 2010.....	32
Chart 3. Number of residents as per the year of birth, according to gender .....	35
Chart 4. Average gross monthly remuneration .....	38
Chart 5. Unemployment rate in Gliwice, the Province of Silesia and in Poland from 2006 to June 30, 2010 .....	39
Chart 6. Age structure of unemployed registered residents of Gliwice – valid on June 30, 2010 .....	41
Chart 7. Age structure of unemployed residents of Gliwice – valid on June 30, 2010.....	41
Chart 8. Amounts of Labour Fund at the disposal of the District Labour Office, allocated to active forms of counteracting unemployment [ PLN thousand] .....	43
Chart 9. Level of identification of residents with the city from 2006 to 2010.....	44
Chart 10. How in your opinion did the living conditions in your quarter change over the past two years? .....	45
Chart 11. Structure of Gliwice NGOs with reference to their main areas of activity – valid on June 30, 2010. ....	45
Chart 12. Incomes and expenditures of the City of Gliwice from 2006 to 2009 .....	48
Chart 13. City income taking into account sources from 2006 to June 30, 2010.....	51
Chart 14. Own income structure from 2006 to June 30, 2010 w % .....	53
Chart 15. Incomes from interest for long-term deposits and consolidated account from 2006 to 2009. ....	55
Chart 16. Transport accidents from 2006 to June 30, 2010 per 6 months.....	85
Chart 17. Housing estate resources in Gliwice as per forms of ownership from 2006 to 2007....	94
Chart 18. Number of flats commissioned in the scope of ZBM I and II TBS sp. z o.o. from 2006 to June 30, 2010 .....	96
Chart 19. Construction permits for housing undertakings according to type of investment in 2006-2009.....	102
Chart 20. Construction permit for Commercial undertakings according to type of investment in 2006-2009 .....	102
Chart 21. Share of city areas covered by zoning plans – as of December 31, 2009.....	105
Chart 22. Structure of water recipients in Gliwice as per purpose of water use in the first half of 2010 .....	114
Chart 23. Districts with the highest crime rate between 2006 and 30.06.2010 .....	182
Chart 24. Violations resulting in penalty notices .....	190
Chart 25. The structure of interventions of the Municipal Police (monthly average).....	191
Chart 26. The number of fires between 2006 and 2009 .....	192
Chart 27. Number of enterprises in Gliwice between 2006 and 2009 – breakdown by the ownership structure.....	194
Chart 28. The breakdown of national economy entities by legal and organizational form in 2009, according to National Official Business Register (REGON) .....	196
Chart 29. Breakdown of types of companies by sectors in 2008.....	197
Chart 30. The breakdown of companies by the number of employees in 2009 .....	198
Chart 31. Expenditure on public relations per person registered for permanent residence ...	204
Chart 32. Expenditure on city promotion per person registered for permanent residence ....	209
Chart 33. Expenditure on cooperation with foreign countries per person registered for permanent residence .....	214
Chart 34. Rating of satisfaction with the performance of the Municipal Council according to persons who were its customers in the last 2 years.....	221

Chart 35. Assessment of the performance of the Municipal Office in Gliwice in comparison to other institutions of a similar nature in 2010.....	222
Chart 36. Assessment of the performance of the Municipal Office in Gliwice in comparison to private companies in 2010 .....	222

## 20.2. LIST OF TABLES

Table 1. Composition of the Municipal Council as of 30.06.2010 .....	29
Table 2. Auxiliary units of the Municipality – Housing Estate Councils .....	30
Table 3. Number of residents of Gliwice from 2006 to June 30, 2010 .....	32
Table 4. Number of residents in the Province of Silesia and its selected cities .....	33
Table 5. Intake and outflow of residents in Gliwice from 2006 to June 30, 2010 .....	33
Table 6. Live births from 2006 to June 30, 2010 .....	34
Table 7. Deaths from 2006 to June 30, 2010 .....	34
Table 8. Marriages from 2006 to June 30, 2010 .....	37
Table 9. Demographic burden ration for Gliwice and the Province of Silesia .....	37
Table 10. Persons unemployed registered in the District Labour Office (PUP) in Gliwice .....	39
Table 11. Unemployment rate and number of unemployed in Gliwice, selected Silesian cities, in the Province of Silesia and in Poland from 2006 to June 30, 2010 .....	40
Table 12. Education structure of unemployed residents of Gliwice .....	42
Table 13. Active forms of counteracting unemployment from 2006 to June 30, 2010 .....	43
Table 14. Amounts of Labour Fund at the disposal of the District Labour Office, allocated to active forms of counteracting unemployment [ PLN thousand] .....	44
Table 15. Number of trainings carried out by GCOP or with participation of GCOP .....	46
Table 16. List of incomes and expenditures of the City of Gliwice from 2006 to June 30, 2010 [kPLN] .....	48
Table 17. Participation in taxes of state budget, planning and actual budget revenues from personal income tax and corporate income tax .....	50
Table 18. Income of city based on district laws, taking into account sources of income from 2006 to June 30, 2010 [kPLN] .....	51
Table 19. Share of own incomes in total incomes from 2006 to June 30, 2010 .....	52
Table 20. Structure of expenditures from 2006 to June 30, 2010 [kPLN] .....	54
Table 21. Ratings of selected cities .....	56
Table 22. List of applications submitted within the framework of particular operational programmes: 2004-2006 .....	57
Table 23. List of projects applying for EU funds foreseen for 2007-2013 .....	58
Table 24. Share of property expenditures in total expenditures from 2006 to June 30, 2010 [kPLN] .....	61
Table 25. Investment expenditures as per budget classifications from 2006 to June 30, 2010 [kPLN] .....	62
Table 26. Investment expenditures as per budget categories as percent of general investment expenditures from 2006 to June 30, 2010 [%] .....	62
Table 27. Financial outlays for maintenance and renovation of roads and renovation of engineering facilities [kPLN] .....	80
Table 28. Traffic engineering, road equipment, municipal car parks, renovations, modernization and construction of lighting in Gliwice .....	81
Table 29. State of PKM Sp. z o.o. in Gliwice fleet and list of funds from the city budget for the purchase of buses .....	83
Table 30. Subsidies from the city budget for public transport (transferred to KZK GOP) [kPLN]	83
Table 31. Number of vehicles registered and number of driving licences issue from 2006 to June 30, 2010 .....	84
Table 32. Number of vehicles brought from abroad from 2006 to June 30, 2010 .....	84
Table 33. Number of driver training centres and number of driving instructors from 2006 to June 30, 2010 .....	84
Table 34. Number of decisions on withdrawal of driving licences (based on court decisions) from 2006 to June 30, 2010 .....	85
Table 35. Number of people killed and injured in transport accidents in Gliwice .....	85
Table 36. Sale of municipal built-in real estate from 2006 to June 30, 2010 .....	86

Table 37. Income to city budget from first fees for establishing perpetual usufruct of land related to sale of facilities [PLN] .....	87
Table 38. Transfer of ownership of municipal real estate taking as per legal titles from 2006 to June 30, 2010.....	87
Table 39. Transfer of municipal real estate ownership as per legal titles from 2006 to June 30, 2010 - continuation .....	87
Table 40. Real estate which is built-up and not, incorporated into city property from 2006 to June 30, 2010.....	90
Table 41. Status of communal property from 2006 to June 30, 2010 – fixed assets [PLN] .....	1
Table 42. Housing resources in Gliwice in 2006-2008.....	95
Table 43. Number of council flats allocated in particular years vs. identified needs.....	95
Table 44. Buildings commissioned in the scope of TBS per street, number of flats, utility facilities and garages – as of June 30, 2010.....	96
Table 45. Structure of facilities in council buildings from 2006 to June 30, 2010.....	98
Table 46. Rent arrears in council flats from 2006 to June 30, 2010 [kPLN].....	98
Table 47. Renovations of buildings administered by ZBM - TBS I vs. needs identified.....	98
Table 48. Renovations of buildings administered by ZBM - TBS II vs. needs identified .....	99
Table 49. Expenditures for housing management in Gliwice [kPLN] .....	100
Table 50. Decisions, opinions and other tasks from 2006 to June 30, 2010.....	101
Table 51. Structure of construction permits issued from 2006 to June 30, 2010.....	101
Table 52. Decisions, opinions and other tasks from 2006 to June 30, 2010.....	103
Table 53. Local zoning plans in force as for June 30, 2010 .....	105
Table 54. Local zoning plans under preparation (as on June 30, 2010) .....	108
Table 55. Local zoning plans passed on, not effective (as on June 30, 2010).....	109
Table 56. Newly given names of street .....	109
Table 57. Changed names of streets .....	110
Table 58. Newly given names to roundabouts / Bridges .....	110
Table 59. Expenditures on communal management and environmental protection in 2006- June 30, 2010.....	111
Table 60. Modernization of boiler rooms from 2006 to June 30, 2010 .....	112
Table 61. Subsidy for modernization of heating systems from 2006 to June 30, 2010.....	112
Table 62. Volume of waste water transferred out of Gliwice via sewage and sanitary network – daily average.....	117
Table 63. Volume of waste water carried taking into account households, industry and others from 2006 to June 30, 2010 [m <sup>3</sup> ] .....	117
Table 64. Volume of waste accepted for storage and sale of energy from biogas power plant from 2006 to June 30, 2010 [Mg] .....	118
Table 65. Selective waste collection from 2006 to June 30, 2010.....	118
Table 66. Area of greenery from 2006 to June 30, 2010 [ha].....	120
Table 67. Tree planting and tree cutting from 2006 to June 30, 2010.....	120
Table 68. Planting of bushes and seasonal flowers from 2006 to June 30, 2010.....	120
Table 69. Structure of municipal schools and educational institutions in Gliwice from 2006 to 2009.....	123
Table 70. Structure of public schools and educational institutions in Gliwice subsidized by the City of Gliwice in 2006-2009 .....	124
Table 71. Bilingual junior secondary school with German (inaugurated on September 1, 2002) .....	124
Table 72. Bilingual junior secondary school with English (inaugurated on September 1, 2008) .....	124
Table 73. Number of students of particular higher secondary schools in Gliwice .....	125
Table 74. Transport of students to schools and educational institutions.....	125
Table 75. Financing of education from 2006 to June 30, 2010 [PLN] .....	126
Table 76. Number of students and teachers in municipal schools in 2006-2009 .....	126
Table 77. Level of education of teaching staff at schools and educational institutions in % against total number of jobs (excluding kindergartens) in 2006-2009 .....	127
Table 78. Teachers at schools and educational institutions as per occupational degree [%] .....	127

Table 79. Number of students in integration and special classes and those using individual tuition.....	128
Table 80. Number of opinions on early support of child development and number of children using support therapy.....	128
Table 81. Number of students covered by the programme and amount of subsidy of field schools from WFOŚ i GW and city budget from 2006 to June 30, 2010.....	129
Table 82. Subsidies for other forms of relaxation of children and youth from 2006 to June 30, 2010 [PLN].....	129
Table 83. Computerization of municipal schools from 2006-2009.....	131
Table 84. Secondary Education Exam in Gliwice.....	132
Table 85. % of graduates who passed secondary education exam in Gliwice.....	133
Table 86. Availability of medical services in Gliwice, Province of Silesia and selected Silesian cities in 2008.....	137
Table 87. Number of healthcare facilities.....	137
Table 88. Structure of expenditures on healthcare from 2006 to June 30, 2010 [PLN].....	139
Table 89. Benefits from the State Fund for Rehabilitation of the Disabled (PFRON) from 2006 to June 30, 2010.....	140
Table 90. Number of patients covered by outpatient treatment in Gliwice Adoption and Rehabilitation Facility for Disabled Children and Youth from 2006 to June 30, 2010.....	141
Table 91. Space use in budget unit of Municipal Nurseries from 2006 to June 30, 2010.....	141
Table 92. Expenditures on tasks related to welfare and social policy from 2006 to June 30, 2010 [PLN].....	142
Table 93. Number of foster families and children in foster families from 2006 to June 30, 2010.....	143
Table 94. Division of foster families due to relation from 2006 to June 30, 2010.....	143
Table 95. List of age groups of persons fulfilling functions of foster care from 2006 to June 30, 2010.....	144
Table 96. Number of children in foster families per age groups from 2006 to June 30, 2010.....	144
Table 97. Care and educational facilities in Gliwice as on June 30, 2010.....	145
Table 98. Number of children from Gliwice who were placed in care and educational facilities from 2006 to June 30, 2010.....	145
Table 99. Facility for Daily Support as on June 30, 2010.....	145
Table 100. Structure of benefits of Social Welfare Facility from 2006 to June 30, 2010.....	146
Table 101. Number of spaces and charges at Social Welfare Home "Opoka" – for persons somatically ill.....	147
Table 102. Number of spaces and charges at Social Welfare Home "Nasz dom".....	147
Table 103. Number of places and charges at Social Welfare Home in ul. Odrowążów.....	147
Table 104. Number of places in daily care units as on June 30, 2010.....	147
Table 105. Structure of users of Municipal Detox Detention Centre from 2006 to June 30, 2010.....	148
Table 106. Drug addiction in Gliwice and District of Gliwice in 2006- 2009.....	149
Table 107. Structure of expenditures on cultural activity 2006-June 30, 2010 [PLN].....	150
Table 108. Events co-financed by the city.....	151
Table 109. Cyclical cultural events.....	152
Table 110. Structure of events organized by Gliwice Music Theatre.....	156
Table 111. Budget of Gliwice Music Theatre [PLN].....	157
Table 112. Museum in Gliwice – budget and accompanying activity.....	159
Table 113. Network of locations of Municipal Library.....	160
Table 114. Collections of Municipal Library.....	161
Table 115. Purchase of books and magazines.....	161
Table 116. Purchase of books per number of residents and readers.....	161
Table 117. Accompanying cultural and educational activity of Municipal Library.....	162
Table 118. Readers, visits and borrowings from Municipal Library.....	162
Table 119. The structure of expenditure on sport and recreation activities between 2006 and 30.06.2010 [PLN].....	164

Table 120. Sports and recreational infrastructure in Gliwice between 2006 and 30.06.2010 r. - a general breakdown .....	165
Table 121. Sports and recreational facilities in Gliwice – as of 30.06.2010 .....	165
Table 122. Locations of existing cycling paths as of 30.06.2010.....	167
Table 123. Locations of cycling paths currently under construction as of 30.06.2010 .....	168
Table 124. Locations of planned cycling paths as of 30.06.2010 .....	168
Table 125. A list and brief description of cyclical sports and recreational events.....	171
Table 126. The list of facilities managed by "TUR" as of 30.06.2010. ....	177
Table 127. Criminality in Gliwice between 2006 and 30.06.2010 .....	181
Table 128. Districts with the highest crime rate between 2006 and 30.06.2010 .....	181
Table 129. The number of crimes in regions covered by the video surveillance system .....	183
Table 130. Crime detection – rate for Gliwice and Gliwice district between 2006 and 2009..	184
Table 131. Spending on public safety .....	186
Table 132 Number of phone calls received by the Gliwice Rescue Centre between 2006 and 30.06.2010 .....	187
Table 133. Types and numbers of interventions taken by the Municipal Police between 2006 and 30.06.2010.....	191
Table 134. The structure of interventions of the Municipal Police (monthly average) between 2007 and 30.06.2010.....	191
Table 135.The number of fires and local fire hazards .....	193
Table 136. The breakdown of companies by legal and organizational form between 2006 and 2009.....	195
Table 137. The list of municipal companies and other commercial law companies in which the city holds shares, as of 30.06.2010.....	202
Table 138. Total expenditures on public relations (including public opinion polls).....	204
Table 139. Total expenditures on city promotion between 2006 and 30.06.2010 [PLN].....	209
Table 140. Support of local initiatives under the patronage of the City Mayor or the Chairman of the Municipal Council [number of events].....	209
Table 141. Areas of joint activities with the twin cities of Gliwice. ....	213
Table 142. Expenditures on cooperation with foreign countries between 2006 and 30.06.2010 .....	214
Table 143. Departments of the Municipal Office in Gliwice and the number of jobs in particular organizational units between 2006 and 30.06.2010 (excluding parental leaves and unpaid leaves) .....	215
Table 144. Employees with higher education in the Municipal Office between 2006-2009 .....	217
Table 145. The number of internal and external trainings between 2006 and 2009.....	218
Table 146. Funds for staff training between 2006 and 2009.....	218
Table 147. Employment growth and the dynamics of growth in the volume of external correspondence.....	219
Table 148. Structure and statistics regarding cases handled at the service points located at the Customer Service Office (excluding direct and telephone information) between 2006 and 30.06.2010 .....	219
Table 149. Current expenditure and investment expenditure associated with public administration .....	219
Table 150. Computerization of the Municipal Office .....	224
Table 151. Municipal organizational units* .....	226
Table 152. List of country services, inspections and brigades .....	229
Table 153. List of Associations, Foundations and Intermunicipal Unions.....	229

### 20.3. LIST OF FIGURES

Figure 1. Number of residents of particular city quarters and housing estate (as per permanent place of abode) .....	36
Figure 2. The layout of cycling paths in Gliwice .....	170